

ThinAir® HAND DRYER



4840 York Blvd | Los Angeles CA 90042
 Toll Free: (800) 458-2377 | Fax: (323) 258-6523
 www.CandLsupply.com | sales@CandLsupply.com



MODELS: **TA - ABS** **W** **GR** **SB** **SI** **SB-SI** **SP** OPTIONS: **-H** (HEPA Filter) **-VOLTAGE** (See Chart)



TA-SB
Brushed Stainless Steel

TA-ABS
White Polymer (ABS)



PERFORMANCE

TESTED TO **PCR** GUIDELINES **DRY TIME: 14 SECONDS¹** **ENERGY PER USE: 3.7 Wh¹**

DATA BASED ON ALL THINAIR DRYERS INCLUDING HEPA MODELS

SOUND: 66 - 74 dB(a) average min/max **VELOCITY:** 11,000 - 18,000 LFM @ Air Outlet min/max

FLOW RATE: 27 - 44 CFM **MOTOR RPM:** Up to 31,000 RPM

HEAT RANGE: OFF to HIGH: 92°F - 135°F Average @ Air Outlet

WATTAGE: 750-950 Watts (Heat On) 330-400 Watts (Heat Off)

IP RATING: IP24

CONSTRUCTION

- A. All covers will be fastened to a base plate by one chrome plated tamper-proof bolt. The cover shall be composed of:
 - ABS** – White polymer with SanaFor™ antimicrobial additive.
 - Stainless Steel** – **SB** Brushed Stainless Steel finish.
 - SB-SI** – Brushed Stainless Steel with Special Image.
 - Painted Covers** – W, GR, SP, SI are epoxy paint over stainless steel.
- B. Base plate shall be equipped with (3) 7/8" (22 mm) diameter knockouts, one of which is located on the upper right side and suitable for use with surface conduit.
- C. All internal parts shall be coated according to Underwriters' Laboratories, Inc. requirements.
- D. Entire mechanism shall be internally grounded, per UL requirements.
- E. Options
 - Electrostatic HEPA Filtration System:** Removes 99.999% of viruses and 99.97% of potentially present bacteria² at 0.3 microns from the airstream.
- F. Accessories (optional)
 - Microban® Antimicrobial Wall Guards:** 89W (White), 89B (Black)
 - Antimicrobial Wall Guard:** 89S (Brushed Stainless Steel)

MECHANISM

- A. Motor shall be a thermally protected, series commutated, through-flow discharge vacuum motor/blower (½ hp / 31,000 rpm) which provides air velocity of up to 18,000 LFM (linear feet per minute) at the air outlet. Includes a washable metal mesh filter for more reliable performance.
- B. Heating element (550 W) is constructed of Nichrome wire and mounted inside the blower housing behind air baffle, thereby being vandal resistant. It shall be protected by an automatic resetting thermostat, which shall open whenever air flow is cut off and shall close when flow of air is resumed. It shall produce an average air temperature at the outlet of up to 135°F (57°C) at a 72°F (22°C) ambient room temperature.
- C. Control assembly is activated by an infrared optical sensor located next to the air outlet. The dryer shall operate as long as hands are under the air outlet. Control includes a speed and sound control mechanism, adjustable heat control with High, Medium, Low and Off settings and a filter sensor which is activated should the filter become clogged. There is a 35-second lockout feature if hands are not removed. Sensor equipped with externally visible red LED that can flash error codes to assist in troubleshooting.



TA-ABS
White Polymer (ABS)



TA-W
White Epoxy Painted



TA-GR
Graphite Textured Painted



TA-SP³
Custom Special Paint



TA-SI⁴
Custom Special Image



TA-SB-SI⁴
Brushed Stainless Steel Special Image



UL Environment published the first global Product Category Rules (PCR) for Hand Dryers. The PCR created evaluation methods through industry consensus that compare products' environmental impact and performance. Third-party testing results then allow for the creation of certified Environmental Product Declarations (EPDs).



An EPD is a comprehensive, internationally-harmonized report documenting a product's environmental impact over its lifecycle. They enable specifiers and buyers to make a true apples-to-apples comparison of products and make more informed product selections. Excel Dryer received the industry's first certified EPDs.

¹Dry time and energy use testing performed by SGS International on standard ThinAir Hand Dryers to 0.25g or less of residual moisture, pursuant to the UL Environment Global Product Category Rules (PCR) for Hand Dryers.

²Based on testing performed by LMS Technologies, 2023. ³Special Paint powder-coated covers are available in many colors and textures. ⁴Exclusive digital image technology allows for the addition of company, school or team logos with any color, design or a 'green' message.

LIMITED WARRANTY

The dryer shall be guaranteed to be free from defects for a period of five (5) years. Warranty shall include labor performed at factory as well as the repair or exchange of defective parts, at manufacturer's option.

QUANTITY RECOMMENDATIONS

One dryer for every two washbasins is sufficient for most applications. If restroom traffic is unusually heavy, we suggest one dryer per washbasin in small installations and two dryers for every three washbasins in larger installations. When a 54" washfountain is used, we suggest four to five dryers.

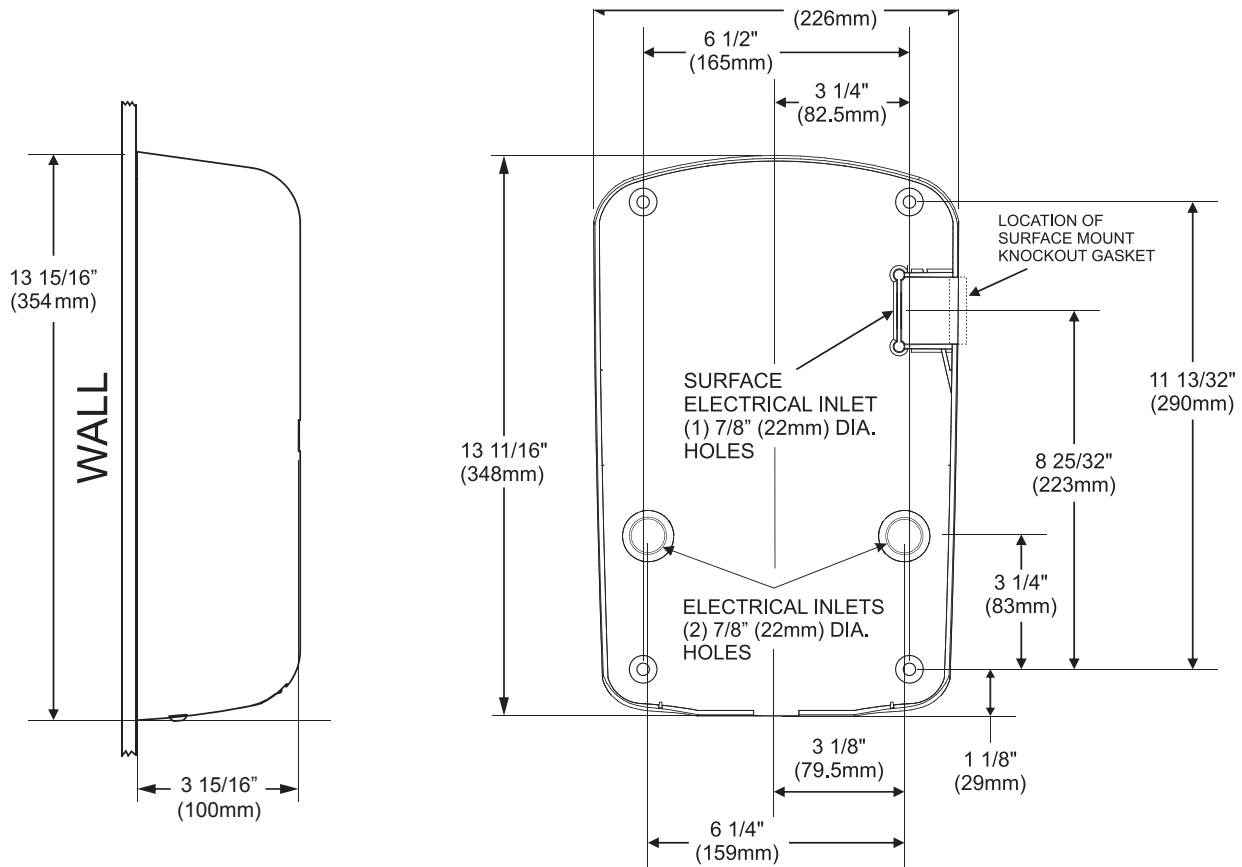
ThinAir® HAND DRYER



4840 York Blvd | Los Angeles CA 90042
 Toll Free: (800) 458-2377 | Fax: (323) 258-6523
 www.CandLsupply.com | sales@CandLsupply.com



MODELS: **TA - ABS** **W** **GR** **SB** **SI** **SB-SI** **SP** OPTIONS: **-H** (HEPA Filter) **-VOLTAGE** (See Chart)

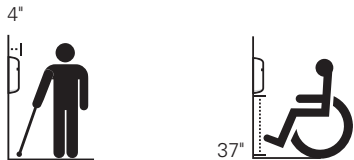


COVER
(Side View)

BASE PLATE
(Front View)

ADA COMPLIANCE

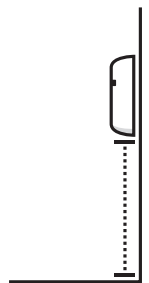
ADA guidelines state that fixtures mounted above 27" must not protrude more than 4" from the wall.



Maximum: 48"
 Recommended: 37"

SUGGESTED MOUNTING HEIGHTS
 from floor to bottom of dryer:

Men	45" (114 cm)
Women	43" (109 cm)
Teenagers	41" (104 cm)
Small Children	35" (89 cm)
Accessible	37" (94 cm)



WEIGHT

TA-ABS : 8 lbs. (3.6 kgs.) **TA-W, TA-GR, TA-SP** : 10 lbs. (4.5 kgs.)
TA-SI, TA-SB, TA-SB-SI

OVERALL DIMENSIONS

Width: 9 5/32" (233 mm) **Height:** 13 15/16" (354 mm) **Depth:** 3 15/16" (100 mm)

ELECTRICAL

Units are Single Phase; 950 Watts or as low as 300 Watts (without heat) and available as specified in:

VOLTS	AMPS	WATTS	AMPS (NO HEAT)	WATTS (NO HEAT)	HERTZ	LISTING
110-120V	7.0-7.8A	750-920W	2.9-3.4A	300-380W	50/60 Hz	cUL US
208-240V	3.8-4.1A	750-950W	1.7-1.9A	330-415W	50/60 Hz	cUL US
208-277V	3.8-4.1A	750-950W	1.7-1.9A	330-415W	50/60 Hz	UL
230V	4.0A	920W	1.9A	415W	50-60 Hz	CE

ACTIVATION

Automatic Sensor Activated

MOUNTING

Surface-Mounted

HEPA FILTER DIMENSIONS

Width: 6.5" (165.6 mm) **Height:** 3.56" (90.5 mm) **Depth:** 1.96" (50.0 mm)

CERTIFICATIONS

