


**SMALL
HOME APPLIANCES**
SERIES 2023



FIAMMA SDN. BHD. (47268-M)
Wisma Fiamma, No.20, Jalan 7A/62A, Bandar Manjalara, 52200 Kuala Lumpur.
Tel: 03-6279 8888 Fax : 03-6279 8846

www.elba.com.my |  ELBAMalaysia



Catalogue



*Product images are for illustration purposes only.
Actual colours and specifications may vary from images shown in this catalogue.

LIVING WELL
WITH INTENTION

LIVE YOUR BEST LIFE

Your home isn't just a roof over your head. It's a haven of peace and wellness, and the place where you live your best life. With ELBA Small Home Appliances, you don't just have the solutions for every need close at hand - you have everything you need to complete your haven, so you can live your best life today and every day.

CONTENT

01

BEVERAGE MAKERS

Juice Extractor / Slow Juicer	02
Blender / Coffee Maker	03
Thermo Pot	04
Kettle	05
Water Purifier / Water Dispenser	07

02

KITCHEN HELPERS

Combi Smart Oven	08
Combi Steam Oven	09
Electric Oven	10
Microwave Oven / Mixer / Sandwich Maker	12
Toaster / Oven Toaster / 2-IN-1 Hot Pot & BBQ Griller	13
Food Processor / Food Steamer	14
Air Fryer	15
Multi Cooker	16
Slow Cooker	17
Purple Clay Slow Cooker / Induction Cooker / Ceramic Cooker	18
Rice Cooker	19
Pressure Cooker	21
Stove	22

03

LIVING APPLIANCES

Air Cooler	24
Fan	25
Steam Generator / Iron	29
Iron / Hair Dryer	30
Wet & Dry Vacuum Cleaner	31
Instant Water Heater	32

JUICE EXTRACTOR



85mm Extra Wide Feeder For A Whole Apple

Lift Up The Spout With Drip Stop Feature

EJE-K1188A(SS)

- Power: 800W
- Pulp Container Capacity: 2,500ml
- Juice Cup Capacity: 1,100ml
- 2-speed With Pulse Function
- 85mm Extra Wide Feeder For a Whole Apple
- With Safety Handle Lock
- Spout With Drip Stop Feature
- Accessories: Blender, Chopper and Grinder
- With Indicator Light When Power Is On

NEW



65mm Extra Wide Feeder For A Whole Apple

Spout With Drip-Stop Feature

EJE-M0544(SS)

- Power: 400W
- Pulp Container Capacity: 1,500ml
- Juice Cup Capacity: 500ml
- 2-speed Control
- 65mm Wide Feeder For a Whole Apple
- Spout With Drip-Stop Feature
- 2 Speed Control

COMMON POINTS

- With Stainless Steel Grater and Filter
- With Safety Micro Switch
- Easy Cleaning and Assembly
- Anti-slip Rubber Feet

SLOW JUICER



85mm Large Feeding Tube

Spout Outlet with Drip Stop Feature

ESJ-K6015(RD)

- Power: 150W
- Juice Cup Capacity: 600ml
- Pulp Cup Capacity: 700ml
- High Performance DC Motor
- 85mm Large Feeding Tube
- One Button Easy Button
- Spout Outlet with Drip Stop Feature
- 3 Step Easy Assembly
- Screw Propeller Design for Slow Juicing to Preserve Nutrition from Fruits and Vegetables

Integrated Shaft and Net Design



The spiral shaft is integrated with the juice net, making the filtration more complete. Installation is simple with no alignment required.

Vegetable Grinding Effect



Vegetable slag is fine and the remaining water content is low.

- Vegetable Residue Water Content 30%

85mm Large Feeding Tube



Wide Feeder For a Whole Apple

03 **BLENDER**



EBG-K1556G(BK)

- Power: 500W
- Capacity: 1.5L Glass Jar
- 6-speed Control with Pulse Function
- Stainless Steel Blade
- Safety Lock Function



EBG-M1550(WH)

- Power: 500W
- Capacity: 1.5L
- 2-speed with Pulse Function



EBG-M4015(BK)

- Power: 400W
- Capacity: 1.5L
- 2-speed with Pulse Function



EBG-J1536FJ(WH)

- Power: 400W
- Capacity: 1.5L
- 2-speed with Pulse Function



COMMON POINTS

- Safety Lock Function
- Stainless Steel Blade
- Anti-slip Rubber
- With Safety Thermal Cut-Out to Protect Motor from Overheating

COFFEE MAKER

1.25L



ECM-D1280(BK)

- Power: 670W - 800W
- Anti-drip Feature and Water Level Gauge
- Removable and Washable Filter Basket
- On/Off Switch with Light Indicator
- Keep Warm Function



THERMO POT



ETP-D6013(WH)

- Power: 730W
- Capacity: 6.0L
- Base Type Heating Element



ETP-D4013(WH)

- Power: 730W
- Capacity: 4.0L
- Base Type Heating Element



ETP-G5083(CG)

- Power: 730W
- Capacity: 5.0L
- Round Type Heating Element



ETP-F5082(BR)

- Power: 730W
- Capacity: 5.0L
- Round Type Heating Element



ETP-F5018(BR)

- Power: 730W
- Capacity: 5.0L
- Round Type Heating Element

3-way Dispenser:



COMMON POINTS

- 360° Rotating Base
- With Water Level Indicator
- Stainless Steel Inner Tank
- Safety Auto Shut-off / Dry-boiled Protection

*Applicable for ETP-D4013(WH) & ETP-D6013(WH)

60°C
Suitable for Children Instant Milk Formula or for Taking Medication

85°C
Great for a Warm Cup of Tea or Coffee

98°C
Perfect for Most Instant Food or Hot Beverages such as Chocolate Drinks

KEEP WARM

The Ideal Temperature For Your Favourite Drinks

KETTLE

Jug Kettle



EJK-J1734(BK)

- Power: 1,850W - 2,200W
- Capacity: 1.7L
- Dual External Water Level Indicator
- Food-grade Plastic
- UK Imported Otter Temperature Controller
- Removable and Washable Filter



EJK-J2024DG(BK)

- Power: 1,850W - 2,200W
- Capacity: 2.0L
- 5 Temperature Settings: 60°C, 70°C, 80°C, 90°C, 100°C
- Borosilicate Glass Body with LED Illumination According to Temperature Settings




EJK-J1725KG(BK)

- Power: 1,850W - 2,200W
- Capacity: 1.7L
- Built-in Keep Warm Switch
- Borosilicate Glass Body and Steel Strainer



EJK-F1723G(BK)

- Power: 1,850W - 2,200W
- Capacity: 1.7L
- Removable and Washable Filter
- Borosilicate Glass Body with LED Light



EJK-K1763D(SS)

- Power: 1,850W - 2,200W
- Capacity: 1.7L
- Removable and Washable Filter
- Food-grade Stainless Steel
- Smart Sensor Touch On/Off Button
- With Adjustable Temperature Settings (40°C - 100°C) with LED Display



EJK-J1762(SS)

- Power: 1,850W - 2,200W
- Capacity: 1.7L
- Removable and Washable Filter
- Food-grade Stainless Steel



EJK-H1761(SS)

- Power: 1,850W - 2,200W
- Capacity: 1.7L
- Removable and Washable Filter
- Food-grade Stainless Steel



EJK-B1714(SS)

- Power: 1,850W - 2,200W
- Capacity: 1.7L
- Removable and Washable Filter
- With Blue Light Indicator
- Food-grade Stainless Steel



EJK-G1262(SS)

- Power: 1,370W - 1,630W
- Capacity: 1.2L
- Removable and Washable Filter
- Food-grade Stainless Steel



360° Cordless



Concealed Heating Element



Water Level Indicator



Filter



EK-K1780(RD)

- Power: 1,850W - 2,200W
- Capacity: 1.7L
- Removable and Washable Filter
- Food-grade Stainless Steel



JK-1207SS

- Power: 1,370W - 1,630W
- Capacity: 1.2L
- Removable and Washable Filter
- Food-grade Stainless Steel



EJK-G1733(WH)

- Power: 1,850W - 2,200W
- Capacity: 1.7L
- Removable and Washable Filter
- Food-grade Plastic



EJK-D1719(WH)

- Power: 1,850W - 2,200W
- Capacity: 1.7L
- Removable and Washable Filter
- Dual External Water Level Indicator
- Food-grade Plastic



EJK-G1033(WH)

- Power: 900W - 1,100W
- Capacity: 1.0L
- Removable and Washable Filter
- Food-grade Plastic



EJK-E0811(GR)

- Power: 900W - 1,100W
- Capacity: 0.8L
- Removable and Washable Filter
- Dual External Water Level Indicator
- Food-grade Plastic

COMMON POINTS

- 360° Cordless, Rotational Kettle
- With Concealed Heating Element
- With Automatic Boiling and Switch-off

- With Dry-boiled Protection
- With Water Level Indicator
- With Safety Locking Lid

ELECTRIC KETTLE



EK-K5226(SS)

- Power: 1,680W - 2,000W
- Capacity: 5.0L
- With Concealed Heating Element



EK-A5011SS

- Power: 1,850W - 2,200W
- Capacity: 5.0L



EK-A5021SS

- Power: 1,850W - 2,200W
- Capacity: 5.0L



High Grade Stainless Steel Body



Automatic Cut-Off Thermostat System



Concealed Heating Element



*Only for EK-K5226(SS)

COMMON POINTS

- UK STRIX® Thermostat for Automatic Cut-off (Applicable for EK-A5011SS & EK-A5021SS)
- With Cool Touch Base

- Safety Dry-boiled Protection
- High Grade Stainless Steel Body
- Unique Spout Design for Easy Pouring

WATER PURIFIER



Hot Water Safety Faucet



ELBA ULTRA FILTRATION SYSTEM

R-134a environmental friendly refrigerant
 FULLY IMPORTED FROM
KOREA

EWP-F3612U(WH)

- Tank Capacity: 1.25L (Hot) / 3.6L (Cold)
- Filter System: Ultra Filtration System
- Filtration Capacity: 90L/Hr
- Power Consumption: 85W (Cooling) / 430W (Heating)
- Premium Filters and Stainless Steel Tank
- Mild Alkaline Drinking Water for Home & Office
- Space-saving Sleek & Slim Design



FEATURES:

Healthy Drinking	Elegant Design	Reliable	Energy Efficient
Durable	Rapid Filtration	Direct Access	Safety First

BEVERAGE MAKERS

WATER DISPENSER



EWD-B7068(GR)

- Power: 680W
- Capacity: 7.0L
- Reboiling Function, Temperature Constantly Maintained at 100°C
- Electricity Saving with Base Heating Function
- Removable Lid that Enables Easy Water Pouring as well as Cleaning

Stainless Steel Inner Pot	Automatic Re-Boil Function	Safety Auto Shut-Off Function	Base Type Heating Element, Energy Saving

COMBI SMART OVEN

You have a passion for food. We have a passion for making things a breeze for you in the kitchen. These handy helpers are designed with cooking convenience in mind, so you can focus on sharing meals and moments with your loved ones.

NEW

Rapidheat Steam Technology

The combination of **Rapidheat** steam, conventional hot air and heat that continuously circulates through the oven cavity seals in the natural moisture, and nutrients of your food. It gives you a wider range of cooking versatility that is fast, easy and healthy.



Sensor Touch Control with LCD Display

SUS 304 Stainless Steel Cavity

ESGO-N3088D(BK)

- Power: 2,100W
- Capacity: 30L
- Removable Water Tank: 1.2L
- Sensor Touch Control with LCD Display
- Temperature Range: 40°C - 220°C
- SUS304 Stainless Steel Cavity
- NTC Temperature Control
- Versatile Function: Steam, Grill, High Temperature Steam, Convection, Convection+Steam, Ferment, Disinfection, Defrost and Descale
- 10 Preset Menu
- Removable Drip Tray for Easy Cleaning
- Water Level Sensor Indicator
- Accessories: 1 Grilling Rack, 1 Steam Tray, 1 Baking Tray, 1 Oil Tray and 1 Baking Glove

XXL Capacity 30L

Multistep Door Hinge



For easy open at different angle

Integrated Removable Water Tank

NTC Temperature Control



- Able to sense the cavity temperature changes quickly.
- Able to sense if there is no water in the boiler.

KITCHEN HELPERS

Steam	Steam + Grill	Convection + Steam	Convection	Top + Bottom Heating	Top Heating
Bottom Heating	Keep Warm	Fermentation	Sterilisation	Defrost	

COMBI STEAM OVEN



NEW

ESGO-N2016SD(MG)

- Power: 1,850W
- Capacity: 20L
- Removable Water Tank: 1L
- Sensor Touch Control with LED Display
- Steam Working Time: 60 minutes
- SUS304 Stainless Steel Cavity
- Dual NTC Temperature Control
- Function: Steam, Steam and Grill, Air Fryer, Bake, Steam Fish, Roasted Chicken, Ferment, Dehydrate, Automatic Descaling, Auto Menu
- 30 Preset Menu
- Water Level Sensor Indicator
- Accessories: 1 Grilling Rack, 1 Steam Tray, 1 Baking Tray and 1 Baking Glove

Large Capacity 20L



Detachable Water Tray



Sensor Touch Control with LED Display



Stainless Steel Cavity with Bottom Evaporator



All-in ONE Oven for Steam, Grill, Bake and Air Fry



Superheat Steam Technology for Quick, Healthy and Delicious Cooking While Retaining the Moisture and Nutrients of Food.



The Combination of Steam and Grill Function for Perfect Baking Results.



Oil-free Air Frying to Remove Excessive Fat of Food and Making Food Crispier.

ELECTRIC OVEN

8 PRESET PROGRAMMES:



EEO-J4591D(BK)

- Power: 2,000W
- Capacity: 45L



EEO-J6091D(BK)

- Power: 2,000W
- Capacity: 60L
- Comes with Pizza Tray

COMMON POINTS /

- Interior Lamp Design
- With Rotisserie and Convection Function
- Stainless Steel Heating Element
- 180 Minutes Timer with Buzzer
- 40°C - 230°C Temperature Control
- 6 Heating Selections
- Double Layer Heat Proof Glass Door Design
- 8 Preset Programmes
- Complimentary Extra Baking Tray

Double Layer Glass Door



Sensor Touch Control with LED Display



Come with Pizza Tray for Perfect Homemade Pizza Crust



*Applicable for EEO-J6091D(BK)

6 HEATING SELECTIONS:





EEO-D3017(BK)

- Power: 1,600W
- Capacity: 30L



EEO-D3816(BK)

- Power: 1,600W
- Capacity: 38L



EEO-D4520(BK)

- Power: 2,000W
- Capacity: 45L



EEO-F6020(BK)

- Power: 2,200W
- Capacity: 60L

ELECTRIC OVEN

COMMON POINTS /

- Interior Lamp Design
- With Rotisserie and Convection Function
- Stainless Steel Heating Element
- 60 Minutes Timer with Bell Ring
- 100°C - 250°C Temperature Control
- 5 Heating Selections
- Complimentary Extra Baking Tray

Interior Lamp Design



Complimentary Extra Baking Tray



Stainless Steel Heating Element



Rotisserie Function For Even Roast



5 HEATING SELECTIONS:



EEO-G3519(BK)

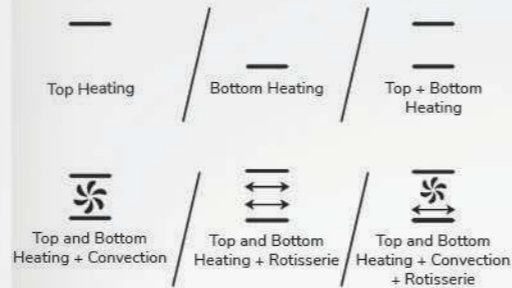
- Power: 1,600W
- Capacity: 35L



EEO-G4529(BK)

- Power: 2,000W
- Capacity: 45L

6 HEATING SELECTIONS:



EEO-G6029(BK)

- Power: 2,200W
- Capacity: 60L



EEO-G1029(BK)

- Power: 2,800W
- Capacity: 100L

COMMON POINTS /

- Interior Lamp Design
- With Rotisserie and Convection Function
- Stainless Steel Heating Element
- 60 Minutes Timer with Bell Ring
- 100°C - 250°C Temperature Control
- 6 Heating Selections
- Complimentary Extra Baking Tray

MICROWAVE OVEN



EMO-F2074(SV)

- Capacity: 20L
- Microwave Output Power: 700W
- 30 Minutes Timer
- 6-power Level Setting
- Push Button Door
- With Defrost Setting



MIXER Stand Mixer

NEW

ESMB-M3430(WH)

- Power: 300W
- Capacity: 3.4L
- 5-speed
- Turbo and Eject Function
- Hand Mixer with Turnable Stand Bowl
- With Anti-Slip Rubber Feet for Stability
- Accessories: Beaters and Dough Hooks



ESMB-9925S

- Power: 300W
- Capacity: 4.2L
- 5-speed
- Turbo and Eject Function
- Hand Mixer with Stainless Steel Stand Bowl
- With Anti-slip Rubber Feet for Stability
- Accessories: Beaters and Dough Hooks



NEW

ESMB-M3436(SS)

- Power: 300W
- Capacity: 3.4L
- 5-speed
- Turbo and Eject Function
- Hand Mixer with Turnable Stainless Steel Stand Bowl
- With Anti-Slip Rubber Feet for Stability
- Accessories: Beaters and Dough Hooks



ESMB-E3030(WH)

- Power: 300W
- Capacity: 3.0L
- 5-speed
- Turbo and Eject Function
- Hand Mixer with Turnable Stand Bowl
- With Bowl Cover for Hygiene
- Accessories: Beaters and Dough Hooks



Hand Mixer



EHM-D2520(WH)

- Power: 200W
- 5-speed
- Turbo and Eject Function
- Accessories: Beaters and Dough Hooks

SANDWICH MAKER



ESM-G7528(SS)

- Power: 750W
- Easy Clip Handle
- Overheat Safety Protection



ESM-G7021(WH)

- Power: 680W - 820W
- Easy Clip Handle
- Overheat Safety Protection



ESM-G7020(WH)

- Power: 680W - 820W
- Easy Clip Handle
- Overheat Safety Protection

COMMON POINTS

- 2-slice Sandwich Baking Plate
- Non-stick Coating Cooking Plate
- With Indicator Light

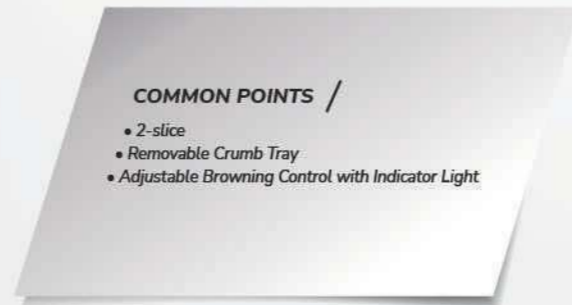
TOASTER



- ET-J2780(WH)**
- Power: 800W
 - With Defrost, Reheat and Cancel Setting
 - Cool Touch Body
 - With Cord Storage



- ET-G2770(WH)**
- Power: 700W
 - Adjustable Browning Control
 - Cancel Function with Indicator Light
 - Cool Touch Body
 - With Cord Storage



OVEN TOASTER



- EOT-D0989(BK)**
- Power: 800W
 - Capacity: 9.0L
 - Infrared Heaters
 - 60 Minutes Timer and Temperature Control (100°C -250°C)



- EOT-J1089(BK)**
- Power: 800W
 - Capacity: 10L
 - Infrared Heaters
 - 60 Minutes Timer and Temperature Control (100°C -250°C)

2-IN-1 HOT POT AND BBQ GRILLER



- EGL-K3051(BK)**
- Power: 1,800W
 - Pot Capacity: 3L Stainless Steel Pot
 - Die Cast Aluminium Non-Stick Grill Plate
 - Adjustable 5 Level Temperature Control
 - Removable Oil Reservoir to Collect Excess Oil
 - With Indicator Light
 - Detachable Grill Plate For Easy Cleaning
 - Overheat Safety Protection

Adjustable Temperature Knob

Die Cast Aluminium Non-stick Grill Plate



FOOD PROCESSOR



- EFP-K2480(BK)**
- Power: 800W
 - Chopping Bowl Capacity: 2.4L
 - Blender Jar Capacity: 1.5L
 - 2-speed with Pulse Function For Different Food Preparation
 - Extra Large Feeding Tube for Easy Preparation
 - Stainless Steel Blade
 - With Self-resetting Safety Thermal Cut Out to Protect Motor from Overheating
 - All-in One appliance for Whisking, Shredding, Slicing, Kneading, Blending and Chopping
 - Accessories: Food Processor Bowl, Blender Jar, Stainless Steel Discs for Shredding and Slicing, Chopping Blade, Kneading and Mixing Blade, Whipping Blade



Extra Large Feeding Tube

All-in One Appliance Food Preparation

FOOD STEAMER

NEW

20L



Rice Bowl

EFS-M2028(WH)

- Power: 1,600W - 1,800W
- Capacity: 20L
- 2 Layers of Interchangeable Steam Basket
- Stackable Steam Basket for Easy Storage
- BPA Free Steam Tray
- Double Heaters for Quick Steam Heating
- Removable Steam Plate for Extensive Capacity
- With 60 Minutes Timer and Auto-stop Bell Signal
- External Water Filler with Water Level Indicator
- Overheat Safety Protection

NEW

10L



Rice Bowl

Stainless Steel Body

EFS-M1038(SS)

- Power: 800W - 950W
- Capacity: 10L
- 3 Layers of Interchangeable Steam Basket
- Stackable Steam Basket for Easy Storage
- BPA Free Steam Tray
- Rapid Steam Generate 30 Seconds
- With 60 Minutes Timer and Auto-stop Bell Signal
- External Water Filler with Water Level Indicator
- Overheat Safety Protection

AIR FRYER

Healthy Way of Frying Food

NEW



Visible Viewing Window

EAF-N7517D(BK)

- Power: 1,700W
- Capacity: 7.5L
- 8 Preset Cooking Setting
- Visible Viewing Window
- 80°C - 200°C Temperature Settings and Adjustable Timer Up to 60 Minutes
- Keep Warm Function Up to 120 Minutes
- Touch Control Panel with LED Display

XXL 7.5L Large Capacity



Touch Control Panel with LED Display



Comes with Removable Non-Stick Coating Grill Tray



Touch Control Panel with LED Display



Stainless Steel Body

EAF-K5130D(SS)

- Power: 1,400W
- Capacity: 5.0L
- 7 Preset Cooking Settings
- 80°C - 200°C Temperature Settings and Adjustable Timer Up to 60 Minutes
- Keep Warm Function Up to 120 Minutes
- Safety Cover for Basket Release Button
- Touch Control Panel with LED Display

EAF-J3213D(BK)

- Power: 1,300W
- Capacity: 3.2L
- 8 Preset Cooking Settings
- 40°C - 200°C Temperature Setting and Adjustable Timer Up to 60 Minutes
- End Cooking Signal
- Touch Control Panel with LED Display



EAF-H3214(BK)

- Power: 1,400W
- Capacity: 3.2L
- 80°C - 200°C Temperature Setting and Adjustable Timer Up to 30 Minutes
- Safety Cover for Basket Release Button

COMMON POINTS

- 360° High Speed Hot Air Circulation Technology
- Cool Touch Body and Grip Handle
- Detachable Non-stick Coating Frying Basket (Except EAF-N7517D(BK))

- Anti-slip Rubber Feet
- Overheat Safety Protection
- With Indicator Light

MULTI COOKER

NEW



EMC-N9015(BL)

- Power: 1,500W
- Capacity: 9L
- Transparent Glass Lid with Steam Vent
- Overheating Protection
- Multi-Cooking Function: Deep Frying, Stir Fry, Steamboat, Slow Cooking and others
- Comes with Steamer Tray and SUS 304 Steam Plate



3 Adjustable Power



Large Capacity



Teflon Coating Inner Pot



SUS 304 Steam Plate



NEW



EMC-N5017(LP)

- Power: 1,000 W
- Capacity: 5L
- Adjustable Temperature Control
- Stainless Steel Inner Pot with Non-stick Coating
- Transparent Glass Lid with Steam Vent
- Overheating Protection
- Multi-Cooking Function: Deep Frying, Stir Fry, Steamboat, Slow Cooking and others

2 Adjustable Power



Multi Cooking Function



Easy Cleaning



Non-Stick Grill Pan



EMC-K5015(PK)

- Power: 1,500W
- Capacity: 5.0L
- 6-in-1 Cooking Function: Stir Fry, Fry, Steam, Warm, Steamboat and Slow Cook
- Removable Non-Stick Inner Pot
- Comes with Non-Stick Grill Pan

Comes with Steam Tray



EMC-K5010(SS)

- Power: 1,500W
- Capacity: 5.0L
- 6-in-1 Cooking Function: Stir Fry, Fry, Steam, Warm, Steamboat and Slow Cook
- Removable Non-Stick Inner Pot
- Comes with Steam Tray

COMMON POINTS

- Adjustable Temperature
- Transparent Glass Cover with Cold Touch Handle

- Overheating Protection

KITCHEN HELPERS

KITCHEN HELPERS



SLOW COOKER

ESCO-K6527D (GR)

- Power: 270W
- Capacity: 6.5L
- Oval Shape Elegant Design
- Programmable Countdown Timer from 30 minutes Up to 12 Hours



ESC-K1568 (CP)

- Power: 120W
- Capacity: 1.5L



ESC-K3568 (CP)

- Power: 180W
- Capacity: 3.5L



ESC-K4568 (CP)

- Power: 240W
- Capacity: 4.5L



ESC-K1569 (WH)

- Power: 120W
- Capacity: 1.5L



ESC-K3569 (WH)

- Power: 180W
- Capacity: 3.5L



ESC-K4569 (WH)

- Power: 240W
- Capacity: 4.5L



ESCO-K6568 (CP)

- Power: 300W
- Capacity: 6.5L
- Oval Shape Elegant Design



ESCO-K6569 (WH)

- Power: 300W
- Capacity: 6.5L
- Oval Shape Elegant Design



COMMON POINTS

- Ideal for Casseroles
- Variable Thermostat Control
- Versatile Crock Pot

- Healthy and Convenient Cooking
- With Indicator Light
- See-through Heat-resistant Glass Lid

PURPLE CLAY SLOW COOKER



Quality Purple Clay Crock Pot & Cover

EPCC-J5033 (GR)

- Power: 280W
- Capacity: 5.0L
- With Mechanical Control Panel
- High, Low and Auto Setting for Easy Cooking
- Comes with 1 Purple Clay Stoneware Pot
- With Purple Clay Pot to Extract and Retain Food Flavour while Maintaining Food Moisture and Nutrition



Suspension Type 3D Heating

INDUCTION COOKER



EIC-K2026 (BK)

- Power: 2,000W
- Crystallite Glass Plate
- With LED Display



EIC-K2022 (BK)

- Power: 2,000W
- Crystallite Glass Plate
- With LED Display




EIC-G1810 (BK)

- Power: 1,800W
- Crystallite Glass Plate
- Slim Design
- With LED Display

COMMON POINTS /

- Anti-slip Rubber Feet
- Adjustable Temperature, Timer and Voltage
- Automatic Turn Off Function if Without Any Operation Within 2 Hours
- With IGBT Over Voltage Overheating and Senior Fault Protection

CERAMIC COOKER



ECC-J2015 (BK)

- Power: 2,000W
- Black Ceramic Crystallite Glass Plate
- Sensor Touch with LED Display
- Preset Programmes: Steamboat, BBQ, Soup, Water, Manual Mode
- Adjustable Temperature, Timer and Voltage
- With Fan Delay Turn Off Function
- Automatic Turn Off Function if Without Any Operation Within 2 Hours
- Under Voltage and Over Voltage Protection Function
- Anti-slip Rubber Feet

Suitable for Any Type of Cookwares:

- Glass
- Claypot
- Cast Iron
- Ceramic
- Stainless Steel

RICE COOKER

Low Sugar Rice Cooker



ERC-K2050D(BK)

- Power: 500W
- Capacity: 2.0L
- Smart Touch Control Panel
- Multi-functional Intelligent Menu
- Customised Stainless Steel Basket for Low Sugar Rice Cooking
- 24 Hours Preset Timer
- NTC Temperature Sensor For Overflow Prevention
- 3 Layer Non-Stick Teflon Coated Inner Pot
- Various Cooking Menu: Desugar, Quick Cook, Slow Cook, Claypot Rice, Porridge, Soup, Keep Warm

Starch Reducing Up To 37%



Triple-Layer Non-Stick Coating



High Heat Steaming



Desugar Function



COMMON POINTS /

- With Steam Basket, Rice Scoop, Soup Ladle and Measuring Cup
- 24 Hours Preset Timer
- With Indicator Light

Microcomputer Rice Cooker



ERC-B1260(WH)

- Power: 600W
- Capacity: 1.2L
- Various Cooking Menus: Rice, Quick, Small Quantity, Reheat, Soup and Porridge
- 1.5mm Non-stick Inner Pot

3D Heating Diffusion

Distributes heat by way of surrounding and wrapping the rice during cooking for more even heating and effective warming performance. The taste, moisture and texture are sealed in for the best serving with this innovative heating technology.



Commercial Rice Cooker



5.6L

ECRC-M5619(WH)

- Power: 1,900W
- Capacity: 5.6L (approx. 28 cups of rice)
- Automatic Keep Warm Function
- With Stainless Steel Lid
- Cool Touch Handle with Lid Hook
- Overheating Cut-off Protection
- With Rice Scoop and Measuring Cup



10L

ECRC-M1026(WH)

- Power: 2,650W
- Capacity: 10L (approx. 55 cups of rice)
- Automatic Keep Warm Function
- With Stainless Steel Lid
- Cool Touch Handle with Lid Hook
- Overheating Cut-off Protection
- With Rice Scoop and Measuring Cup

Jar Rice Cooker



ERC-E1031(WH)

- Power: 400W
- Capacity: 1.0L
- Energy Star Rating: 3-Star



ERC-E1831(WH)

- Power: 700W
- Capacity: 1.8L
- Energy Star Rating: 3-Star



ERC-E2851(WH)

- Power: 1,000W
- Capacity: 2.8L
- Energy Star Rating: 4-Star

COMMON POINTS

- Cool Touch Handle
- Cook and Automatic Keep Warm Function
- With Steam Basket, Rice Scoop and Measuring Cup

- 1.2mm Thickness Inner Pot
- Non-stick Teflon Coated Inner Pot

Traditional Rice Cooker



ERC-1066T

- Power: 400W
- Capacity: 1.0L
- Energy Star Rating: 2-Star



ERC-E1866T

- Power: 700W
- Capacity: 1.8L
- Energy Star Rating: 3-Star



ERC-E2866T

- Power: 1,000W
- Capacity: 2.8L
- Energy Star Rating: 3-Star

COMMON POINTS

- Cool Touch Handle
- With Stainless Steel Lid
- With Rice Scoop and Measuring Cup

- Removable Inner Pot for Easy Cleaning
- Cook and Automatic Keep Warm Function

Mini Rice Cooker



ERC-D1233(WH)

- Power: 250W - 300W
- Capacity: 1.2L
- Compact Rice Cooker Suitable for 1 or 2 People
- Non-stick Inner Pot



PRESSURE COOKER



NEW

EPC-N6082(BR)

- Power: 1,000W
- Capacity: 6L
- Digital Display with Touch Control Panel
- Automatic Cooking Time and Keep Warm Function
- One Touch Safe Pressure Release Button
- Cool Touch Handle for Easy Carry
- Variety Cooking Programs: Rice, Multigrain, Porridge, Slow Cook, Chicken, Beef, Bean, Cake, Stew and Stir Fry

Soft Touch Button for Easy Cooking



One Touch Safe Pressure Release Button



Large Capacity for Variety Cooking



KITCHEN HELPERS



NEW

EPC-N4062(BL)

- Power: 800W
- Capacity: 4L
- Digital Display with Touch Control Panel
- Automatic Cooking Time and Keep Warm Function
- Cool Touch Handle for Easy Carry
- With Safety Cooking Indicator Light
- 10 Preset Programs: Rice, Porridge, Soup, Meat, Bean, Stew, Saute, Cake, Stir Fry and Chicken

Soft Touch Button for Easy Cooking



Stainless Steel Inner Lid with Detachable Seal Ring for Easy Cleaning



Large Capacity for Variety Cooking



EPC-K2567(GD)

- Power: 600W - 715W
- Capacity: 2.5L
- 8-in-1 Cooking Function: Rice, Cereals, Baby Congee, Yogurt, Steam, Soup, Cake and Meat
- Variety Food Texture: Mild, Normal, Rich

BENEFITS OF PRESSURE COOKING:

- SAFETY**
6 Multi Safety Devices
- CONVENIENCE**
Cooks food 70% faster than conventional cooking methods
- VERSATILITY**
Various cooking options for fantastic results
- ENERGY SAVING**
Energy efficient with speedy cooking
- NUTRIENTS**
Retains vitamins and minerals besides preventing precious nutrients from boiling away

COMMON POINTS

- Preset Timer Up to 24 Hours
- Multi-Safety Devices - Open and Close Lid Safety Device, Pressure Control Device, Pressure Limit Valve, Anti-block Cover, Pressure Relief Device, Thermostat and Thermal Safety Fuse
- Overheating Protection
- Cooks Fast with Less Electricity Consumption
- Removable Non-stick Cooking Pot for Easy Cleaning
- Uses Microcomputer Function to Retain the Nutrition and Flavour of Food
- LED Display to Select the Desired Function

STOVE Gas Stove



EGS-M6992(SS)

- 100mm x 120mm Whirling Brass Burner Ring
- Enamel Pan Support
- Automatic Piezo Ignition



EGS-F7192(SS)

- Turbo Jet Burner
- Chrome Coated Pan Support
- Brass Burner Ring
- Automatic Piezo Ignition



EGS-F7132(SS)

- Turbo Jet Burner
- Chrome Coated Pan Support
- Brass Burner Ring
- Automatic Piezo Ignition



EGS-F7112(SS)

- 100mm x 120mm Iron Plated Burner Ring
- Enamel Pan Support
- Automatic Piezo Ignition



EGS-F7102(SS)

- 100mm x 120mm Iron Plated Burner Ring
- Enamel Pan Support
- Automatic Piezo Ignition



EGS-K7162IR(SS)

- Double Jet Burner
- 150mm x 150mm Infrared Burner Ring
- Enamel Pan Support
- Automatic Piezo Ignition

BENEFITS OF INFRARED HEATING GAS STOVE

- Smokeless and Flameless
- No More Black Soot at Bottom of Utensils
- Wind Proof that Works Perfectly in Windy Conditions
- High Thermal Efficiency – High Heat Temperature to Reduce Cooking Time

Semi Commercial Gas Stove



EGS-K6081(SS)

- 160mm Cast Iron Burner (6.8kW)
- Double Knob Control System
- Cast Iron Pan Support
- Stainless Steel Panel
- Automatic Ignition
- Independent Control Inner and Outer Burner

KITCHEN HELPERS

LIVING APPLIANCES

Make Time FOR THE LITTLE THINGS

Life is full of simple joys. A cool breeze on a hot day. The smooth touch of perfectly-pressed clothes. A rejuvenating shower. ELBA's home living appliances bring you these moments of daily delight.

LIVING APPLIANCES



AIR COOLER



Beat the heat with ELBA Air Coolers, so you can enjoy a fresh and invigorating breeze, wherever you are at home. Thanks to three efficient wind modes and fan speeds, these Air Coolers are just what you need for sweltering days and nights.

EAC-H6580RC(WH)

- Power: 65W
- Water Tank Capacity: 14.0L
- Digital Type Control
- 3 Wind Modes: Normal, Natural, Sleep
- 7.5 Hours Sleep Timer
- Built-in Low Water Level Sensor
- Built-in Safety Cut Off
- With Remote Controller

LIVING APPLIANCES



EAC-J6540(BK)

- Power: 65W
- Water Tank Capacity: 4.0L



EAC-G6570RC(WH)

- Power: 65W
- Water Tank Capacity: 7.0L
- 3 Wind Modes: Normal, Sleep and Natural
- Built-in Safety Cut Off
- 7.5 Hours Sleep Timer
- With Remote Controller

COMMON POINTS

- 3-speed Fan Setting
- Convenient Casters for Easy Moving
- Automatic Horizontal Oscillating Angle
- Honeycomb Cooling Media
- Thermal Safety Fuse
- Vertical Adjustable Louver
- With Cooling Pad

FAN


Industrial Fan



26"

EISF-G2601(BK)


- Fan Size: 26"
- Power: 180W
- Fan Speed: 1,350 RPM
- Industrial Grade High Speed Air Delivery
- Corrosion Resistant Metal Fan Blades
- 3-speed Setting
- Built-in Safety Thermal Fuse
- Adjustable Height up to 1.7m
- Both Tilt Angle Control and Wide Oscillation Angle Available
- 100% Copper Motor



26"

EIWF-G2631(BK)

- Fan Size: 26"
- Power: 180W
- Fan Speed: 1,350 RPM
- Industrial Grade High Speed Air Delivery
- Corrosion Resistant Metal Fan Blades
- 3-speed Setting
- Built-in Safety Thermal Fuse
- Bended Wall Support Pole
- Both Tilt Angle Control and Wide Oscillation Angle Available
- 100% Copper Motor



18"

EIFF-H1870(SV)

- Fan Size: 18"
- Power: 160W
- Fan Speed: 1,400 RPM
- Corrosion Resistant Metal Fan Blades
- 3-speed Setting
- Built-in Safety Thermal Fuse
- Adjustable Tilt Angle
- 100% Copper Motor



Wall Mounted Ventilation Fan



EVF-E0805(WH)

- 8" ABS Fan Blade
- Power: 30W



EVF-E1005(WH)

- 10" ABS Fan Blade
- Power: 35W



Glass Mounted Ventilation Fan



EGVF-E0615(WH)

- 6" Fan Blade
- Power: 15W



EGVF-E0815(WH)

- 8" Fan Blade
- Power: 20W

COMMON POINTS /

- Quiet Operation
- 3 Years Motor Warranty
- Easy Installation and Easy Cleaning
- Unique Q-blades for High Efficiency Air Flow and Perfect Balance
- Thermal Safety Fuse (Installed Inside Motor Providing Extra Safety)
- 3 High Efficiency Motor for Energy Saving

Auto Fan



16"

EATF-G1655(WH)

- Fan Size: 16"
- Power: 40W
- 3 Transparent AS Blades
- 3-speed Setting with Wall Control Regulator
- Built-in Thermal Safety Fuse
- 360° Oscillation Circle
- Whisper-quiet Self Lubricating Motor
- Adjustable Angle 15°, 30° and 50°
- Convenient Guard Ring Clip
- 100% Copper Motor



Wall Fan



18"

EWMF-G1862(BK)

- Fan Size: 18"
- Power: 80W
- 5 Transparent Break-resistant ABS Blades

● Black



16"

EWMF-G1645(BK)

- Fan Size: 16"
- Power: 60W
- Double String Pull Switches
- 3 Transparent Break-resistant ABS Blades

● Black



16"

EWMF-E1646RC(BK)

- Fan Size: 16"
- Power: 60W
- 7.5 Hours Timer
- Comes with Infrared Remote Control
- 3 Transparent Break-resistant ABS Blades

● Black

COMMON POINTS /

- 3-speed Setting
- Adjustable Tilt Angle
- 100% Copper Motor
- Thermal Safety Fuse
- Whisper-Quiet Self Lubricating Motor
- Wide Oscillating Angle Available
- Convenient Guard Ring Clip



Ceiling Fan



ECF-J6051(WH/BR)

- 60" Metal Fan Blade
- Power: 80W
- 5-speed with Regulator Control

● White ● Dark Brown



ECF-J6052(WH/BR)

- 60" Metal Fan Blade
- Power: 80W
- 5-speed with Regulator Control

● White ● Dark Brown

COMMON POINTS /

- 3 Metal Fan Blades
- Built-in Safety Thermal Fuse
- Equipped with Safety Wire
- 100% Copper Motor

2-in-1 Convertible Stand Fan



2-IN-1 CONVERTIBLE STAND FAN & LIVING FAN

◀ Convertible Fan ▶

Stand Fan Outlook

Living Fan Outlook

16"

ESF-H1648(BK)

- 16" Stand Fan
- Power: 50W
- 5 Transparent Break-resistant ABS Blades
- Thermal Safety Fuse Installed Inside Motor Providing Extra Safety
- Both Tilt Angle Control and Wide Oscillating Angle Available
- Convenient Guard Ring Clip Oscillation Angle Available

● Black



Table Fan



16"

ETF-H1623(BK)

- Fan Size: 16"
- Power: 50W

● Black




12"

16"

ETF-G1220(GR)

- Fan Size: 12"
- Power: 40W

● Grey



12"

16"

ETF-G1203(GR)

- Fan Size: 12"
- Power: 40W

● Grey

ETF-G1620(GR)

- Fan Size: 16"
- Power: 50W

● Grey

ETF-G1603(GR)

- Fan Size: 16"
- Power: 50W

● Grey

COMMON POINTS

- 3-speed Setting
- Both Tilt Angle Control and Wide Oscillation Angle Available

- Thermal Safety Fuse
- 3 Transparent AS Blades

Stand Fan



18"

ESF-G1880TM(BK)

- 18" Stand Fan
- Power: 75W
- 120 Minutes Timer
- 5 Transparent Break-resistant ABS Blades
- Adjustable Height up to 1.42m



16"

ESF-H1649TM(BK)

- 16" Stand Fan
- Power: 50W
- 120 Minutes Timer
- 5 Transparent AS Blades
- Adjustable Height up to 1.36m



16"

ESF-E1638TM(GR)

- 16" Stand Fan
- Power: 50W
- 120 Minutes Timer
- 5 Transparent AS Blades
- Adjustable Height up to 1.36m



16"

ESF-E1639TM(GR)

- 16" Stand Fan
- Power: 50W
- 120 Minutes Timer
- 5 Transparent AS Blades
- Adjustable Height up to 1.36m



16"

ESF-J1656(BK)

- 16" Stand Fan
- Power: 50W
- 5 Transparent AS Blades
- Adjustable Height up to 1.36m



16"

ESF-J1688(GR)

- 16" Stand Fan
- Power: 50W
- 5 Transparent AS Blades
- Adjustable Height up to 1.36m



16"

ESF-K1672(GR)

- 16" Stand Fan
- Power: 50W
- 5 Transparent AS Blades
- Adjustable Height up to 1.36m



16"

ESF-K1678(MR)

- 16" Stand Fan
- Power: 50W
- 5 Transparent AS Blades
- Adjustable Height up to 1.36m

COMMON POINTS

- 3-speed Setting
- 100% Copper Motor
- Convenient Guard Ring

- Thermal Safety Fuse Installed Inside Motor Providing Extra Safety
- Whisper-Quiet Self Lubricating Motor

- Both Tilt Angle Control and Wide Oscillating Angle Available

STEAM GENERATOR



NEW

SELF CLEAN for Smart Calc-clean Function

ESG-N2258C(PP)

- Power: 2,200W
- Capacity: 1.7L Detachable Water Tank
- Pump Pressure: 5.5 Bar
- Heat Up Time: 1 Minute
- Powerful Steam Rate: 180g/min
- Function: Dry / Steam
- Ceramic Soleplate
- Vertical Steam
- With Safety Carry Lock for Easy Carry
- With Smart Calc-Clean Function
- Auto Shut-off
- With indicator light
- Anti-slip Handle
- 360° Swivel Power Cord
- Adjustable Temperature Control Dial
- Variable Steam Control

Ultimate Steam Technology for Easy Ironing



SELF CLEAN
Smart Calc-clean

Smart Calc-clean Function to ensure that descaling and cleaning is done regularly. This helps to maintain a strong steam performance and prevents dirt and stains building up on the soleplate over time.

- 2200W**
High Performance
- Ceramic Soleplate
- Powerful Steam Rate

IRON

Garment Steam Iron



EGSI-M1563(PK)

- Power: 1,260W - 1,500W
- Water Tank Capacity: 1.9L
- On/Off Control Switch with Light Indicator
- Adjustable Telescopic Aluminum Pole
- Overheat Safety Protection



EGSI-G1842(LB)

- Power: 1,500W - 1,800W
- Water Tank Capacity: 1.5L
- Variable Temperature Control with Indicator Light
- Adjustable Telescopic Pole

COMMON POINTS

- With Caster for Easy Moving
- Compact Design for Easy Storage
- With Drainage Valve for Easy Maintenance and Cleaning

Steam Iron



NEW

ESI-N1852(BL/PP)

- Power: 1,830W - 2,180W
- Vertical Steam
- Non-stick Coating Soleplate

- Light Blue
- Purple

Ceramic Coating Soleplate



ESI-H2023C(RD)

- Power: 1,830W - 2,180W
- Anti-calc System
- Ceramic Coating Soleplate

- Red



Large Ceramic Coating Soleplate

ESI-H2223C(VL)

- Power: 2,000W - 2,400W
- Anti-calc System
- Large Ceramic Coating Soleplate

- Violet



ESI-1196(P/V)

- Power: 1,450W - 1,750W
- Vertical Steam
- Non-stick Coating Soleplate

- Pink
- Violet



Anti-Drip



Anti-Calcium



Variable Steam



Steam-Cleaning Function

COMMON POINTS /

- Function: Dry / Spray / Steam
- With Indicator Light
- Anti-slip Handle
- 360° Swivel Power Cord
- Easy Water Refill Hole
- Adjustable Temperature Control Dial
- Variable Steam Control and Powerful Burst

Dry Iron



EDI-G1303(PP)

- Power: 1,100W - 1,300W
- With Spray

- Purple



EDI-G1236(PP)

- Power: 1,100W - 1,300W
- With Spray

- Purple

COMMON POINTS /

- With Indicator Light
- Non-stick Coating Soleplate
- 360° Swivel Power Cord
- Adjustable Temperature Control Dial
- Flexi Cable for Easy Ironing

HAIR DRYER



EHD-J2238(CG)

- Power: 1,800W - 2,200W
- 3-heat Setting
- 2-speed Control
- With Cool Shot Function
- Straight Handle Type
- Accessories: Big Diffuser and Concentrator



EHD-G2037(BK)

- Power: 1,800W - 2,200W
- 3-heat Setting
- 2-speed Control
- With Cool Shot Function
- Straight Handle Type
- Accessories: Big Diffuser and Concentrator



EHD-G1226TR(SV)

- Power: 1,200W
- 2-heat Setting
- 2-speed Control
- Foldable Handle
- Accessories: Concentrator

LIVING APPLIANCES

LIVING APPLIANCES

WET & DRY VACUUM CLEANER



HEPA Filter



Air Blowing Function



Stainless Steel Tank


Filter Self-Brushing Function



Air Blowing Function



Draining Outlet For Easy Water Removal



EVC-H1231(SS)

- Power: 1,200W
- Tank Capacity: 30L
- Suction Power: 190W
- Stainless Steel Tank
- Air Blowing Function
- With Filter Self-Brushing Function
- Draining Outlet for Easy Water Removal
- Lightweight and Compact Design for Ease of Carrying



HEPA Filter

EV-6720

- Power: 1,200W
- Tank Capacity: 20L
- Suction Power: 160W

COMMON POINTS /

- HEPA Filter System
- Wet and Dry Use
- Safety Switch
- Suitable for Wet Cleaning, Carpet Use, Gap Use and Floor Use

INSTANT WATER HEATER

ACQUA series INSTANT WATER HEATER

Basic Stream

ELBA EWH-K3420(GB)

- Power Rating: 3.8kW
- Voltage: 240V
- Frequency: 50/60Hz
- Min Water Pressure: 0.2 bar (20kPa / 2.9psi)
- Max Water Pressure: 6.0 bar (0.6MPa / 87psi)
- Min Flow Rate: 2.0L/min
- Dimension(mm): 236 (H) x 250 (W) x 87 (D)

Galaxy Black



Basic Stream

ELBA EWH-K3420(SW)

- Power Rating: 3.8kW
- Voltage: 240V
- Frequency: 50/60Hz
- Min Water Pressure: 0.2 bar (20kPa / 2.9psi)
- Max Water Pressure: 6.0 bar (0.6MPa / 87psi)
- Min Flow Rate: 2.0L/min
- Dimension(mm): 236 (H) x 250 (W) x 87 (D)

Snow White



3-Spray Pattern Hand Shower

Jumbo



Standard



Massage





EWHR-E3885DC(SG)

● Stone Grey



EWHR-E3885DC(GB)*

● Galaxy Black

PIOTTO series

INSTANT WATER HEATER

Inverter Silent DC Pump

- Power Rating: 3.6kW
- Voltage: 240V
- Frequency: 50/60Hz
- Min Water Pressure: 0.2 bar (20kPa /2.9psi)
- Max Water Pressure: 6.0 bar (0.6MPa /87psi)
- Min Flow Rate: 2.0L/min
- Dimension(mm): 440 (H) x 230 (W) x 75 (D)

* Comes with a 360 Degrees 3-in-1 Rotation Diverter and Rain Shower



EWH-G3663AC(MB)

● Matte Black



EWH-G3663AC(SW)

● Snow White

ATTIVO series

INSTANT WATER HEATER

AC Booster Pump

- Power Rating: 3.6kW
- Voltage: 240V
- Frequency: 50/60Hz
- Min Water Pressure: 0.2 bar (20kPa /2.9psi)
- Max Water Pressure: 6.0 bar (0.6MPa /87psi)
- Min Flow Rate: 2.0L/min
- Dimension(mm): 440 (H) x 190 (W) x 89 (D)

LIVING APPLIANCES



EWH-E3883AC(SG)

● Stone Grey



EWHR-E3883AC(GB)*

● Galaxy Black



EWH-E3881(SW)

● Snow White



EWH-E3881(CS)

● Champagne Silver

AC Booster Pump

- Power Rating: 3.6kW
- Voltage: 240V
- Frequency: 50/60Hz
- Min Water Pressure: 0.2 bar (20kPa /2.9psi)
- Max Water Pressure: 6.0 bar (0.6MPa /87psi)
- Min Flow Rate: 2.0L/min
- Dimension(mm): 440 (H) x 230 (W) x 75 (D)

* Comes with a 360 Degrees 3-in-1 Rotation Diverter and Rain Shower

Basic Stream

- Power Rating: 3.6kW
- Voltage: 240V
- Frequency: 50/60Hz
- Min Water Pressure: 0.2 bar (20kPa /2.9psi)
- Max Water Pressure: 6.0 bar (0.6MPa /87psi)
- Min Flow Rate: 2.0L/min
- Dimension(mm): 440 (H) x 230 (W) x 75 (D)



EWH-G3661(MB)

● Matte Black



EWH-G3661(SW)

● Snow White



EWH-G3660(SW)

● Snow White

Basic Stream

- Power Rating: 3.6kW
- Voltage: 240V
- Frequency: 50/60Hz
- Min Water Pressure: 0.2 bar (20kPa /2.9psi)
- Max Water Pressure: 6.0 bar (0.6MPa /87psi)
- Min Flow Rate: 2.0L/min
- Dimension(mm): 440 (H) x 190 (W) x 89 (D)

LIVING APPLIANCES

3-SPRAY PATTERN HAND SHOWER

Standard, Soothe And Massage Spray

360° *360 DEGREES 3-IN-1 ROTATION DIVERTER

Highly Functional And Classy Addition To Any Home

*RAIN SHOWER

A Sense Of Tranquility And Relaxation

5-Spray Pattern Hand Shower



On Internal Parts



On Inverter Silent DC Pump



On Heating Element



On Anti-Tank Leakage



DOUBLE THERMAL SAFETY PROTECTION
 • 55°C Anti-scalding
 • 90°C Thermal Cut-out



BUILT-IN AUTO WATER FLOW SWITCH
 Automatically shuts off the power if water pressure is too low, prevents over-heating or scalding.



SPLASH PROOF PROTECTION (IP25 STANDARD)
 Equipped with SIRIM-certified IP25 Standard Casing



UL-APPROVED HIGH-QUALITY HEATING ELEMENT TECHNOLOGY FROM UK
 Ensuring peace of mind with quality and reliable UL- approved heating element.



DOUBLE POLE RELAY ELSD
 Prevent Electrocutation



3-IN-1 COMPACT STOP, FLOW & FILTER VALVE
 Equipped with a superior quality 90-degree regulated stop valve with water flow regulator and built-in water filter.



AUTHORIZED & CERTIFIED
 Malaysia, Singapore and Thailand tested and approved the quality and safety measures.



AFTER-SALES SERVICES ASSURED



ENERGY SAVING (Only For Models With Inverter Silent DC Pump)

**Only applicable for EWH-E3885DC(SG) and EWHR-E3885DC(GB)