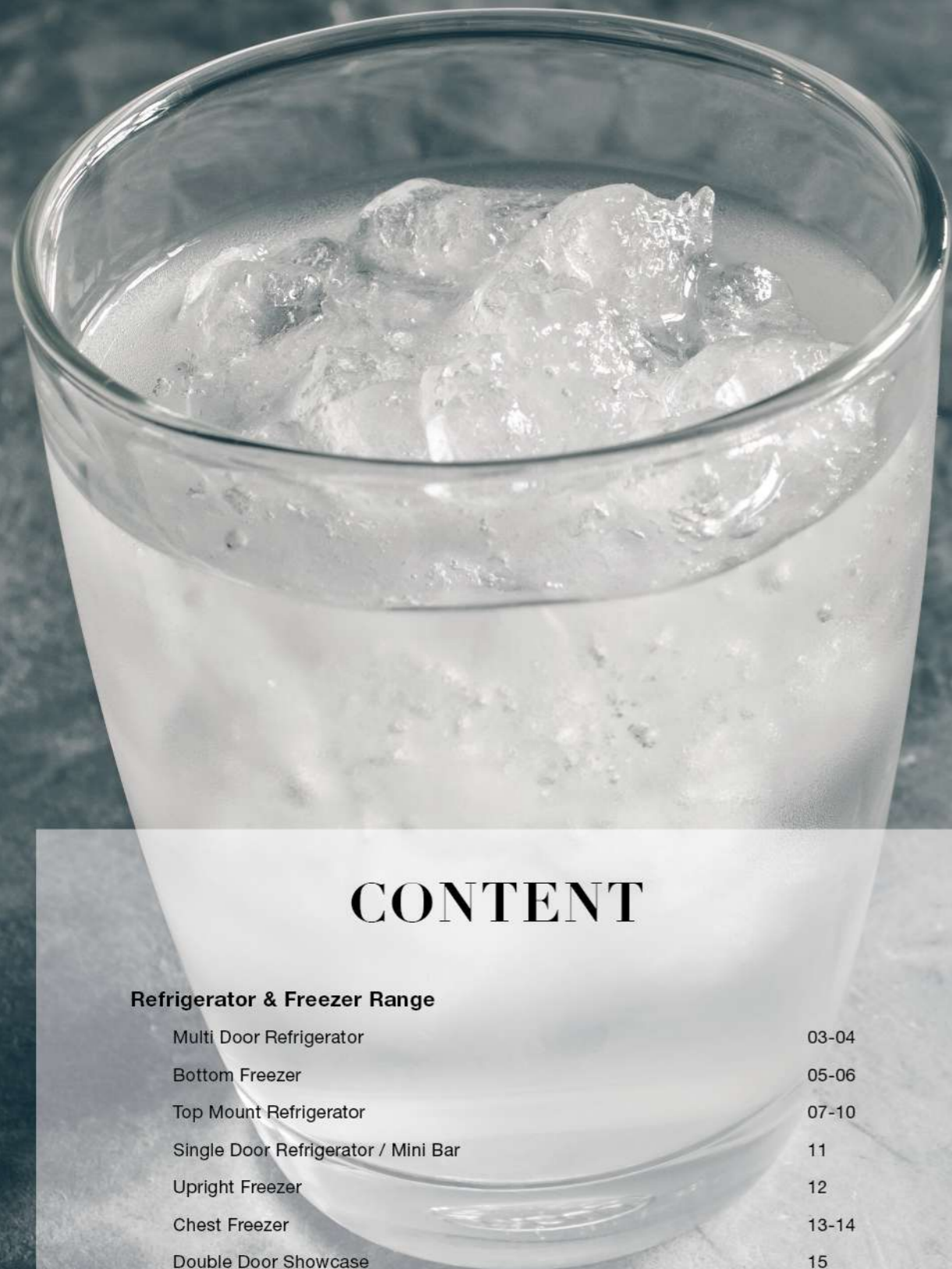


ELBA
Looks Good. Works Even Better.



REFRIGERATOR & FREEZER

Refrigerator &
Freezer Series
2020



CONTENT

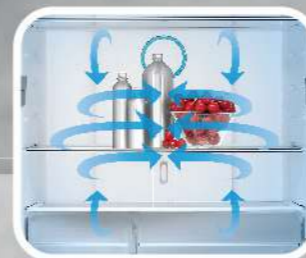
Refrigerator & Freezer Range

| | |
|-------------------------------------|-------|
| Multi Door Refrigerator | 03-04 |
| Bottom Freezer | 05-06 |
| Top Mount Refrigerator | 07-10 |
| Single Door Refrigerator / Mini Bar | 11 |
| Upright Freezer | 12 |
| Chest Freezer | 13-14 |
| Double Door Showcase | 15 |
| Single Door Showcase | 16 |
| Specifications | 17-18 |

REFRIGERATOR

Let ELBA's exclusive Refrigerator range create the most favourable environment for preserving fresh food in your house. These space-saving wonders with their simple sleek designs fit in nicely into any corner of your elegant kitchen.

With endlessly brilliant and eternally modern technology, ELBA serves only exceptional expertise in preserving the freshness of your weekly groceries. Take your pick from our versatile choices of fridge designs, all aimed to please with flexible storage styles to keep your groceries for different seasons and special events.



Multi Air Flow

Circulation of cool air through multiple vents ensures efficient cooling at ideal temperature.



Total No Frost Cooling Technology

Eliminates the hassle of manual frost removal and provides better freezing. Even air flow distribution allows foods to be kept fresh longer in a no frost environment.



Moist Control Fresh Zone

Controlled airflow in the drawers ensures fruit and vegetables stay crisp and fresh longer. High humidity reduces dryness and increases moisture in vegetables to keep them fresh. Low humidity lets moisture to escape and keep the fruits crispy.



Adjustable Tempered Glass Shelf

Achieve efficient storage with shelves that can be lowered or raised, while the tempered glass design is able to withstand heavy loads.



Lower Noise

Noise-absorption copper tube with optimised cooling system and high-efficiency, low-noise compressor.



Energy-Saving LED Lighting

LED lighting has a longer lifespan and consumes lesser energy compared to conventional bulb.



Movable Twist Ice Maker

You can remove the ice maker for a more convenient and efficient use of storage space when not in used.



Energy Efficiency

A fridge runs 24 hours a day but ELBA's energy-efficient models consume less electricity, thus giving you more savings in cost while maximising your food freshness.



LTC Sterilization Device *

Nano-silver ion technology purifies the air and preserves the original flavour and fragrance of food, while effectively prevent bacteria and removes unpleasant odours inside the fridge.

* Applicable for EMR-H5244D(BS) & EMR-G5244D(SV)

MULTI DOOR REFRIGERATOR

Inimitably designed to optimise your kitchen space, the ELBA Multi Door Refrigerator is a treat for every home with vast spaciousness catered to surpass the capacity claims of conventional fridges. Now you can stock up on your favourite food and drinks without guilt!

What's more, ELBA's latest patented technology of Multi Air Flow and Total No Frost Technology seal farm-fresh quality into your meat, produce, and other food items. Experience the pure pleasure of cooking at home, when you use and serve only the freshest ingredients to your loved ones!



Extra Wide Interior
Spacious 68-cm interior layout with double sliding cases lets you store large dishes and big items.



Conversion Room
Separately adjust temperature between the Vegetables and Meat modes for more appropriate storages.

Multi Door & Door Pockets
Organise different types of food separately at the optimal temperature.

Removable Transparent Drawers
The separate drawers in the freezer compartment let you store items separately and organized.



Sensor Touch Control Panel
Temperatures are accurately displayed and can be precisely controlled by LED screen.

Holiday Mode
To optimize the fridge in higher temperature to save energy are away for holiday while keeping the freezer in frozen state.

Child Lock on Control Panel
Prevents children from changing temperature settings.

Quick Cooling Mode
Enables faster freezing of food in very short amount of time to prevent bacteria growth in the food while preserving flavour and freshness.

ECO Mode
Optimizes cooling power by adjusting the temperature automatically for small or light storage to ensure better energy saving.



EMR-H5244D(BS)

- > Capacity: 520L
- > Inverter Compressor
- > Total No Frost Technology
- > Multi Air Flow
- > Movable Twist Ice Maker
- > Sensor Touch Control Panel
- > Conversion Room
- > Humidity Control Fresh Zone
- > Adjustable Tempered Glass Shelf
- > Interior LED Lighting
- > Product Dimension (mm): 795 (W) x 700 (D) x 1,800 (H)

Available in:
Black Stainless Steel



EMR-G5244D(SV)

- > Capacity: 520L
- > Inverter Compressor
- > Total No Frost Technology
- > Multi Air Flow
- > Movable Twist Ice Maker
- > Sensor Touch Control Panel
- > Conversion Room
- > Humidity Control Fresh Zone
- > Adjustable Tempered Glass Shelf
- > Interior LED Lighting
- > Product Dimension (mm): 795 (W) x 700 (D) x 1,800 (H)

Available in:
Silver

BOTTOM FREEZER

Get the best of both worlds with ELBA Bottom Freezer where powerful performance meets energy efficiency! Yes, we are inviting you to choose the combination that best suits your needs. You get to enjoy maximum control on what makes your life simpler. Our guarantee? Unrivalled quality and satisfying performance across the range!



Sensor Touch Control Panel
Temperatures are accurately displayed and can be precisely controlled by LED screen.

Child Lock on Control Panel
Prevents children from changing temperature settings.



ER-J4032BF(SV)

- > Capacity: 410L
- > Total No Frost Technology
- > Multi Air Flow
- > Sensor Touch Control Panel
- > Conversion Room
- > Humidity Control Fresh Zone
- > Adjustable Tempered Glass Shelf
- > Interior LED Lighting
- > Product Dimension (mm):
600 (W) x 685 (D) 1,850 (H)



Conversion Room
Separately adjust temperature between the Vegetables and Meat modes for more appropriate storages.

Removable Transparent Drawers
The separate drawers in the freezer compartment let you store items separately and organized.



Multi Air Flow



Total No Frost



Low Noise



Moist Fresh Zone



Energy Efficiency



Energy Saving LED Light



Movable Twist Ice Maker



Adjustable Shelves

TOP MOUNT REFRIGERATOR

There's more than what meets the eye when it comes to ELBA Top Mount Refrigerators which boasts a surge of brilliance when tradition meets technology at its best! Integrating form and functionality to work within your kitchen space and usage, the state-of-the-art Multi Air Flow and Total No Frost Technologies infuses quality freshness into your food and drinks.



Chilled Room
Lightly freezes food for extra long-lasting freshness.

Door Pockets
Multiple door pockets for extra convenience.



ER-H5143D(BS)

- > Capacity: 510L
- > Total No Frost Technology
- > Multi Air Flow
- > Movable Twist Ice Maker
- > Sensor Touch Control Panel
- > Humidity Control Fresh Zone
- > Chilled Room
- > Adjustable Tempered Glass Shelf
- > Interior LED Lighting
- > Product Dimension (mm): 705 (W) x 682 (D) x 1,780 (H)

Available in:
Black Stainless Steel



Sensor Touch Control Panel
Temperatures are accurately displayed and can be precisely controlled by LED screen.

Child Lock on Control Panel
Prevents children from changing temperature settings.

Quick Cooling Mode
Enables faster freezing of food in very short amount of time to prevent bacteria growth in the food while preserving flavour and freshness.



ER-G5143D(SV)

- > Capacity: 510L
- > Total No Frost Technology
- > Multi Air Flow
- > Movable Twist Ice Maker
- > Sensor Touch Control Panel
- > Humidity Control Fresh Zone
- > Chilled Room
- > Adjustable Tempered Glass Shelf
- > Interior LED Lighting
- > Product Dimension (mm): 705 (W) x 682 (D) x 1,780 (H)

Available in:
Silver



Multi Air Flow



Total No Frost



Low Noise



Moist Fresh Zone



Energy Efficiency



Energy Saving LED Light



Movable Twist Ice Maker



Adjustable Shelves



ER-G4334(SV)

- > Capacity: 430L
- > Total No Frost Technology
- > Multi Air Flow
- > Movable Twist Ice Maker
- > Humidity Control Fresh Zone
- > Chilled Room
- > Adjustable Tempered Glass Shelf
- > Interior LED Lighting
- > Product Dimension (mm):
605 (W) x 670 (D) x 1,700 (H)



Multi Air Flow



Total No Frost



Low Noise



Moist Fresh Zone



Energy Efficiency



Energy Saving LED Light



Movable Twist Ice Maker



Adjustable Shelves



ER-G3529(SV)

- > Capacity: 350L
- > Total No Frost Technology
- > Multi Air Flow
- > Movable Twist Ice Maker
- > Humidity Control Fresh Zone
- > Adjustable Tempered Glass Shelf
- > Interior LED Lighting
- > Product Dimension (mm):
605 (W) x 670 (D) x 1,515 (H)



ER-G3125(SV)

- > Capacity: 310L
- > Total No Frost Technology
- > Multi Air Flow
- > Movable Twist Ice Maker
- > Humidity Control Fresh Zone
- > Chilled Room
- > Adjustable Tempered Glass Shelf
- > Interior LED Lighting
- > Product Dimension (mm):
545 (W) x 595 (D) x 1,665 (H)



Multi Air Flow



Total No Frost



Low Noise



Moist Fresh Zone



Energy Efficiency



Energy Saving LED Light



Movable Twist Ice Maker



Adjustable Shelves



ER-G2521(SV)

- > Capacity: 250L
- > Total No Frost Technology
- > Multi Air Flow
- > Movable Twist Ice Maker
- > Humidity Control Fresh Zone
- > Chilled Room
- > Adjustable Tempered Glass Shelf
- > Interior LED Lighting
- > Product Dimension (mm):
545 (W) x 595 (D) x 1,417 (H)



SINGLE DOOR REFRIGERATOR

It's back to the basics with ELBA Single Door Refrigerator, which promises understated convenience and is the epitome of every modern kitchen. Do away with all the fuss and frills and embrace timeless freshness from within the minimalist ELBA Single Door Refrigerator! Decked with the latest cooling technology, rest assured that the nutrients and moisture of your favourite food are locked-in for lasting freshness equivalent to fresh produce from the farm!



ER-C1815(SV)

- > Capacity: 185L
- > Semi-auto Defrost Function
- > Direct Cool System
- > Interior Lighting
- > Product Dimension (mm):
525 (W) x 515 (D) x 1,135 (H)



Elegant And Exquisite



Concealed High Efficiency Compressor



Low Noise



Mechanically Adjustable Thermostat



Adjustable Shelves

MINI BAR

There are a number of reasons space can be a luxury and that's why the ELBA Mini Bar is a godsend to stash your leftover food, chill your favourite drinks and store those extra groceries that can't fit into your primary fridge!

Designed to utilise space inventively, ELBA Mini Bar fits perfectly into that little nook and cranny of a bedroom, home office, or even your living room! Float on the cloud of easy access with this smart storage solution anywhere in your home!



EMB-G6047(SV)

- > Capacity: 60L
- > Adjustable Thermostat Setting
- > Product Dimension (mm):
440 (W) x 465 (D) x 510 (H)



Energy-Saving



Slimline Design



Reversible Door



Silver VCM Panel



Low Noise

UPRIGHT FREEZER

Celebrate effortless organisation with the ELBA Upright Freezer and its ergonomic upright design with large interior drawers. You can now enjoy the best features of ELBA's freshness-enhancing freezers and have every ingredient crisp, cool and ready to go at the touch of your fingertips, as and when you need it!



EUF-J2217(SV)

- > Capacity: 220L
- > Mechanical Thermostat Control
- > 6 Transparent Drawers
- > Product Dimension (mm):
550 (W) x 600 (D) x 1,420 (H)



7 Transparent Drawers

EUF-J2923(SV)

- > Capacity: 290L
- > Mechanical Thermostat Control
- > 7 Transparent Drawers
- > Product Dimension (mm):
600 (W) x 632 (D) x 1,700 (H)



Silver VCM Panel



Low Noise



7 Large* Crystal Drawers

* Applicable for EUF-J2923(SV)



UPRIGHT FREEZER

CHEST FREEZER

- 
Quick And Deep Freezing
- 
Elegant And Exquisite
- 
Concealed High Efficiency Compressor
- 
Corrosion-Resistant Cabinet
- 
Key Lock
- 
Convenient Storage Basket
- 
Low Noise
- 
Convertible Fridge & Freezer Mode



Roomy without appearing bulky, the ELBA Chest Freezer scores you extra storage space you deserve, whenever you need to stock up on larger food items. So store your products and never worry about running out of space again!

PCM Concealed Inner Compartment



Electronic Thermostat Control

Super Freezing

Enable faster freezing of food in very short amount of time to prevent bacteria growth in the food while preserving flavour and freshness.



Convertible Fridge & Freezer Mode

Dual usage of fridge and freezer mode enable you the flexibility to use two function by a single touch.



EF-J8671E(WH)

- > Capacity: 860L
- > Double Door Design
- > PCM Concealed Inner Compartment
- > Electronic Thermostat Control
- > Universal Castor for Easy Moving
- > LED Light
- > Key Lock
- > Product Dimension (mm): 1,905 (W) x 870 (D) x 882 (H)



EF-H6651E(WH)



- > Capacity: 660L
- > Double Door Design
- > PCM Concealed Inner Compartment
- > Electronic Thermostat Control
- > Universal Castor for Easy Moving
- > LED Light
- > Key Lock
- > Product Dimension (mm): 1,640 (W) x 751 (D) x 876 (H)

EF-F5138E(GR)

- > Capacity: 510L
- > PCM Concealed Inner Compartment
- > Electronic Thermostat Control
- > Universal Castor for Easy Moving
- > Key Lock
- > Product Dimension (mm): 1,300 (W) x 700 (D) x 850 (H)



EF-F4132E(GR)

- > Capacity: 410L
- > PCM Concealed Inner Compartment
- > Electronic Thermostat Control
- > Universal Castor for Easy Moving
- > Key Lock
- > Product Dimension (mm): 1,120 (W) x 700 (D) x 850 (H)

EF-E2620(GR)

- > Capacity: 260L
- > PCM Concealed Inner Compartment
- > Mechanical Thermostat Control
- > Universal Castor for Easy Moving
- > Key Lock
- > Product Dimension (mm): 910 (W) x 560 (D) x 845 (H)



EF-E1915(GR)

- > Capacity: 190L
- > PCM Concealed Inner Compartment
- > Mechanical Thermostat Control
- > Universal Castor for Easy Moving
- > Key Lock
- > Product Dimension (mm): 705 (W) x 560 (D) x 845 (H)

EF-E1310(GR)

- > Capacity: 130L
- > PCM Concealed Inner Compartment
- > Mechanical Thermostat Control
- > Universal Castor for Easy Moving
- > Key Lock
- > Product Dimension (mm): 545 (W) x 560 (D) x 845 (H)



SHOWCASE



Space saving is an important aspect in any places and that includes your kitchen. The transparent double-layer glass door of ELBA Showcase provides your kitchen with efficient use of space and instant access for any items stored inside it. And with the aid of universal casters and movable shelves, adjustability can no longer pose a problem for all!

EHSC-E1080TW(BK)

- > Capacity: 1,000L
- > Dual Layer Transparent Glass Door
- > Self-Closing Door
- > Manual Thermostat Control with LED Display
- > Universal Castor for Easy Moving
- > Product Dimension (mm):
1,000 (W) x 720 (D) x 2,020 (H)



Safety Lock



Transparent Double-layer Glass Door



Fan



Universal Castor For Easy Moving




Inner Upright Light



Adjustable Shelves

- » Dynamic Fan Cooling System
- » Self-Closing Glass Door
- » Low Noise and Green Technology

- » Sprayed Aluminium Inner Material for a Clean Sleek Look
- » Intensive Circulating Design, Self-motion Defrost and Great Freezing Velocity



EHSC-E4433(BK)

- > Capacity: 440L
- > Dual Layer Transparent Glass Door
- > Self-Closing Door
- > Mechanical Thermostat Control
- > Universal Castor for Easy Moving
- > Product Dimension (mm):
578 (W) x 605 (D) x 1,980 (H)



EHSC-E3729(BK)


- > Capacity: 370L
- > Dual Layer Transparent Glass Door
- > Self-Closing Door
- > Mechanical Thermostat Control
- > Universal Castor for Easy Moving
- > Product Dimension (mm):
578 (W) x 605 (D) x 1,824 (H)



EHSC-E3123(BK)


- > Capacity: 310L
- > Dual Layer Transparent Glass Door
- > Self-Closing Door
- > Mechanical Thermostat Control
- > Universal Castor for Easy Moving
- > Product Dimension (mm):
538 (W) x 525 (D) x 1,772 (H)





FIAMMA SDN.BHD. (47268-M)
Wisma Fiamma, No.20, Jalan 7A/62A,
Bandar Manjalara, 52200 Kuala Lumpur.
Tel : 03-6279 8888 Fax : 03-6279 8846

www.elba.com.my

 ELBAMalaysia

*Product images are for illustration purposes only.
Actual colours and specifications may vary from images shown in this catalogue.