



**F A R E R**  
(Noun) Explorer  
Wayfarer, Seafarer,  
Farfarer

## WATCH CARE

### GENERAL CARE

Every Farer Automatic has been constructed to withstand the test of time. However, like all precision mechanical devices, your watch needs a regular service and proper care. Avoid excessive exposure to direct sunlight or heat. Normal sports activities will not affect the watch's functionality. However, any type of violent shock may upset the movement and ability to keep correct time.

### CLEANING

Watch case, rubber strap. Gently wipe off the front and back of the watch case or rubber strap using a clean and slightly damp cloth. Dry and polish your watch with the Farer superfine microfibre cloth.

Leather straps. Clean regularly with a specially formulated leather care balm. Avoid getting leather straps wet.

### IMPORTANT:

Do not use chemicals to clean your watch.

### STAINLESS STEEL CROWN WITH BRONZE CAP

The signature Farer bronze cap will patinate as it is exposed to the elements. It may also over time develop a soft green tone depending on the acidity of the wearer's skin. If you wish to return the bronze cap to its original condition, use a pinhead-size blob of metal polish and a fine polishing cloth to gently remove any tarnish. We recommend Peek metal polish.

### WATER RESISTANCE

Your watch case is water resistant to 5ATM / 50M. Your watch case and rubber strap should be rinsed thoroughly in fresh water after being in contact with salt water. Wipe dry with a soft cloth. Do not submerge a leather strap because the water will damage the natural material.

### SERVICING & REPAIRS

All component parts are manufactured from the best materials. However, some parts are subject to natural wear. This is why we recommend that you have a maintenance service carried out on your watch every 3-4 years. Contact Farer for further information about our servicing programme or use a reputable watch technician who has an expertise in Sellita movements. If in doubt about the quality of service needed to uphold your warranty, please contact Farer. Your warranty may be affected if your watch is not properly serviced.

### WATCH STRAPS

Watch straps are guaranteed to be free from manufacturing defects at the time of purchase but are not otherwise guaranteed because they are expected to undergo normal wear and tear. Leather watch straps typically have a finite life span, as perspiration and body oils degrade natural leathers over time.

### WARRANTY & GUARANTEE

Your Farer watch is covered against manufacturing defects for 60 months / 5 years from date of purchase. Upon presentation of the warranty card duly completed, dated and signed by the authorised Farer dealer, alongside proof of purchase, the right of guarantee will be honoured by the official Farer Service Centre.

This warranty excludes the watch case, glass, crown, straps and any damage caused by excessive use or under conditions exceeding water resistance limitations. Please contact Farer to obtain more information.



## BRITISH DESIGN. SWISS MADE.


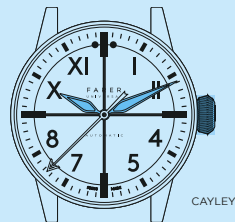
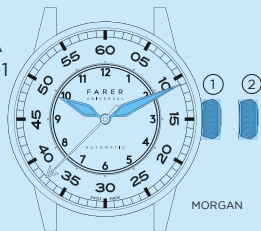
Congratulations on purchasing a Farer watch.

At Farer, we are passionate about creating watches that are the perfect companions for life's adventures. Farer watches are inspired by the halcyon era of watchmaking, when bold colours and contrasting textures were combined with the very best craftsmanship. Our watches are named after iconic British explorers, vessels and locations that perfectly define the true spirit of Farer: ambition beyond the ordinary.

Thank you for your support.

Here's to the journey.

SELLITA  
SW200-1



### MANUAL WINDING

Your watch has an automatic movement, which means that the motion of your wrist is all your watch needs to function. However, if you have not worn your watch recently, you can give the mechanism a boost either before or after you have set the time.

With the crown to position 1, wind the crown clockwise 10-20 times to start the movement. This will power the mainspring of your watch. The rotor will continue to wind the watch as you wear it. Fully wound your watch has a power reserve of approximately 38 hours.

### SETTING THE TIME

Gently pull out the crown to position 2. Turn the crown until the correct time is displayed. Push the crown back to position 1.

### ANTI-MAGNETIC FARADAY CAGE

The SW200 movement is protected from any harmful magnetic fields by utilising a soft-iron inner cage, delivering a high level of anti-magnetic protection at ISO 764 Certification: up to 500 Gauss.

### INTERCHANGEABLE STRAPS

Our strap mechanism allows you to easily change the look of your watch in seconds, without the aid of a tool. All our straps fit wrists that measure between 16cm to 23cm.

To change the strap, pull back the lever to release the pin. Whilst holding back the lever, place pins into lug holes. Once lined up, release lever to secure the strap.

