


SENADA

BIKES


Controller Installation Manual

SABER HERALD

1. Battery and Motor:




2. LCD display:




3. Motor hall:




4. PAS:



5. Throttle:



6. Brake left and right



7. Other connectors without certain functions can be left open without connecting to anything.

If there is any question, please feel free to contact us at

contact@senadabikes.com with short videos/photos about the issue.