

TECHNICAL DATA SHEET



RICH NATURE-DERIVED PIGMENTS

HYBRID TRANSLUCENT TECHNOLOGY

**SEMI-OPAQUE TO ULTRA TRANSLUCENT
(WASHES & GLAZING)**

**40 GROSSET DRIVE, SUITE 200, KIRKWOOD, NY 13795
1 (800) 475-1975 • (607) 775-1948 • WWW.TRINIC.US • @TRINICLLC**   

DESCRIPTION

A pre-blended formulation of brilliant UV-resistant earth derived pigments used to topically color masonry / cementitious surfaces. This universally designed stain can be used for glazes, washes and opaque applications when desired.

BENEFITS OF USE

- High pigmentation loading allows coverage up to 2,000 sq ft per gallon
- Specifically designed as a high chroma, low viscosity
- Universal application - transparent washes to solid coverage
- Faux finishing technique capabilities
- Watercolor-like special effects
- Unrivaled authentic earth tone pigments
- High flow
- UV stable
- Great penetration into masonry surfaces
- Natural finish
- Non-yellowing
- Simplistic palette for easy mixing shades and tints, creating a multitude of secondary colors

APPLICATION TIPS

- Drill mix thoroughly prior to application
- Can be diluted with water or used at full strength
- Always perform test on substrate first
- For best results; substrate should be porous to allow stain to penetrate
- Can be applied with pump up sprayers, spray bottles, HVLP, brush, sponge, or airbrush
- Color sequencing - for best results start with lightest tones first and apply darker tones last
- When coloring horizontal surfaces avoid puddling
- Avoid excessive coats, which can build film

COLORS

Paleo Black	Canyon Brown	Earth Brown	Amazon Green
Absolute White	Simpsonite Yellow	Primitive Red	Tamarack Brown
Sequoia Red	Baltic Brown	Desert Tan	Sacred Blue
Light Gray	Medium Gray	Dark Gray	Jet Black

PACKAGING

1 gallon & 8oz containers

COVERAGE / YIELD

150 - 2,000 sq ft per gallon depending on application

SHELF LIFE / STORAGE

Store in sealed container.

Shelf life is approximately one year in an unopened container.

Use a gas blanket to extend shelf life such as PolyPurge.

DISPOSAL

Follow all federal, state, and local regulations when disposing of this product.

LIMITATIONS

Use in accordance of this TDS.

WARRANTY

Warranty of this product, when used according to the directions, is limited to refund of purchase price, or replacement of product (if defective), at manufacturer / seller's option. Trinic products shall not be liable for cost of labor or direct and/or incidental consequential damages.

SAFETY DATA SHEET

SDS for all Trinic products can be found on our website or by contacting us directly.

SEQUOIA RED



PRIMITIVE RED



BALTIC BROWN



EARTH BROWN



CANYON BROWN



TAMARACK BROWN



DESERT TAN



SIMPSONITE YELLOW



AMAZON GREEN



SACRED BLUE



LIGHT GRAY



MEDIUM GRAY



DARK GRAY



ABSOLUTE WHITE



JET BLACK



PALEO BLACK



**Colors shown are representations*

Great for stamped concrete, vertical, GFRC, and other cementitious material

FOR PURCHASING INFO, VISIT US AT:

TRINIC.US

SIGNATURE COLORS BY TRINIC AND
ARTIST WARREN NESS



**ABSOLUTE
WHITE**



RICH NATURE-DERIVED PIGMENTS

HYBRID TRANSLUCENT TECHNOLOGY

SEMI-OPAQUE TO ULTRA TRANSLUCENT
(WASHES & GLAZING)

DARK GRAY & SACRED BLUE



RECIPE

- Dark Gray
- Splash of Sacred Blue



SEQUOIA RED & SIMSONITE YELLOW



RECIPE

- One part Sequoia Red
- Three parts Simsonite Yellow



DARK GRAY & JET BLACK



RECIPE

- Dark Gray
- Splash of Jet Black



LIGHT GRAY & SIMSONITE YELLOW



RECIPE

- Three parts Light Gray
- One part Simsonite Yellow



MEDIUM GRAY & TAMARACK BROWN



RECIPE

- One part Medium Gray
- Three parts Tamarack Brown



FOR MORE INFORMATION,
SCAN THE QR CODE OR VISIT
WWW.TRINIC.US



STOP! WASTING \$ ON COLORS YOU WILL SHELVES AFTER ONE USE.

SIGNATURE COLOR RECIPES

BY



LIGHT GRAY & SIMSONITE YELLOW



RECIPE

- One part Light Gray
- One part Simsonite Yellow



EARTH BROWN & SIMSONITE YELLOW



RECIPE

- One part Earth Brown
- One part Simsonite Yellow



PRIMITIVE RED & SIMSONITE YELLOW



RECIPE

- One part Primitive Red
- One part Simsonite Yellow



DARK GRAY & SACRED BLUE



RECIPE

- Two parts Dark Gray
- One part Sacred Blue




BALTIC BROWN & SEQUOIA RED



RECIPE

- One part Baltic Brown
- One part Sequoia Red





COLOR CHART


Actual color may vary based on concrete surface finish, number of coats, dilution ratio, equipment used and application techniques.
All colors shown are designed to be intermixed to create your own one-of-a-kind custom colors.
MIXING TIP: Add a portion of black to any color to get a shade, add white to any color to create a tint, and add gray to any color to create a neutral tone.

- Paleo Black
- Absolute White
- Primitive Red
- Simpsonite Yellow
- Canyon Brown
- Tamarack Brown
- Earth Brown
- Amazon Green


Shown on 25% Gray



Shown on White



Shown on 50% Gray





COLOR MIXING

**COLOR MIXING
MADE EASY.
BASIC TONES.
COMPLEX COLOR PALETTE.
LESS COST.**



Paleo
Black

Absolute
White

Primitive
Red

Simpsonite
Yellow

Canyon
Brown

Tamarack
Brown

Earth
Brown

Amazon
Green



**CREATE SHADING &
GRADIENT EFFECTS**



**MIX COLORS TO
CREATE NEW SHADES**



**USE ULTRA RICH NATURE TONES TO
CREATE OLD WORLD STONE EFFECTS**

