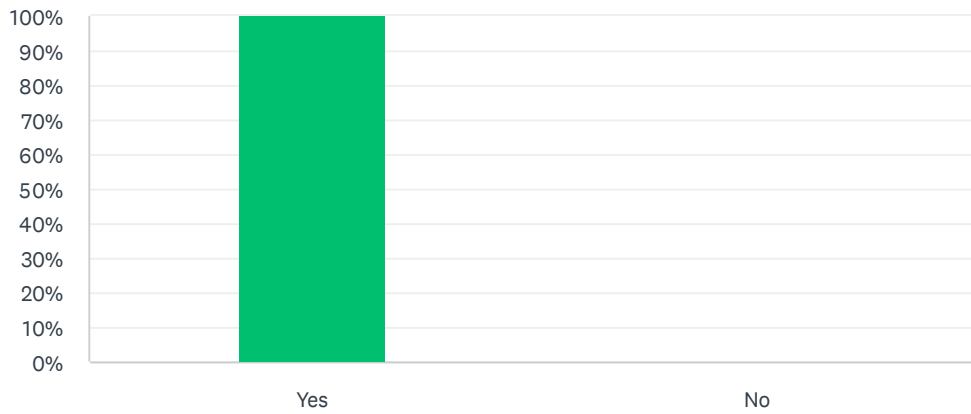


Q1 In your adult romantic relationships, have you ever had an affair?

Answered: 881 Skipped: 0

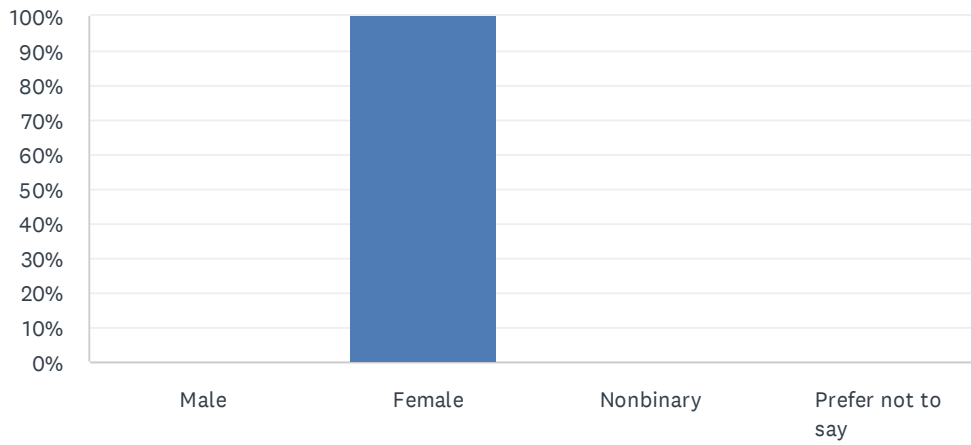


ANSWER CHOICES	RESPONSES
Yes (1)	100.00% 881
No (2)	0.00% 0
TOTAL	881

BASIC STATISTICS				
Minimum	Maximum	Median	Mean	Standard Deviation
1.00	1.00	1.00	1.00	0.00

Q2 What is your gender?

Answered: 881 Skipped: 0

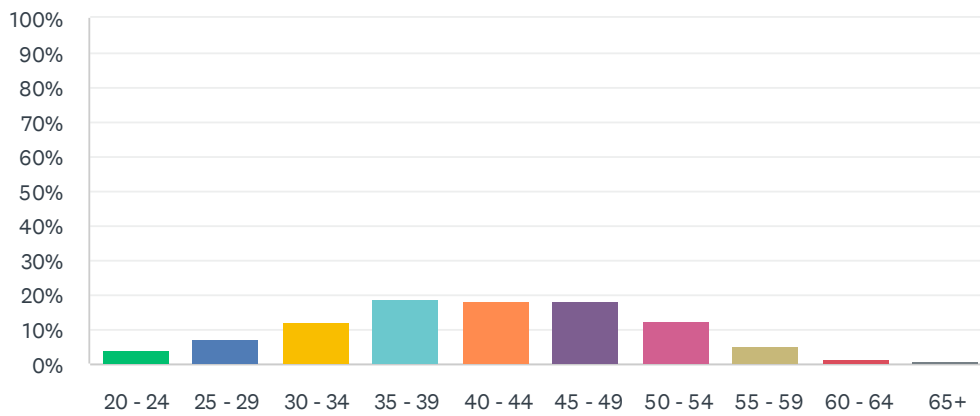


ANSWER CHOICES	RESPONSES
Male (1)	0.00% 0
Female (2)	100.00% 881
Nonbinary (3)	0.00% 0
Prefer not to say (4)	0.00% 0
TOTAL	881

BASIC STATISTICS				
Minimum	Maximum	Median	Mean	Standard Deviation
2.00	2.00	2.00	2.00	0.00

Q3 What is your current age?

Answered: 881 Skipped: 0

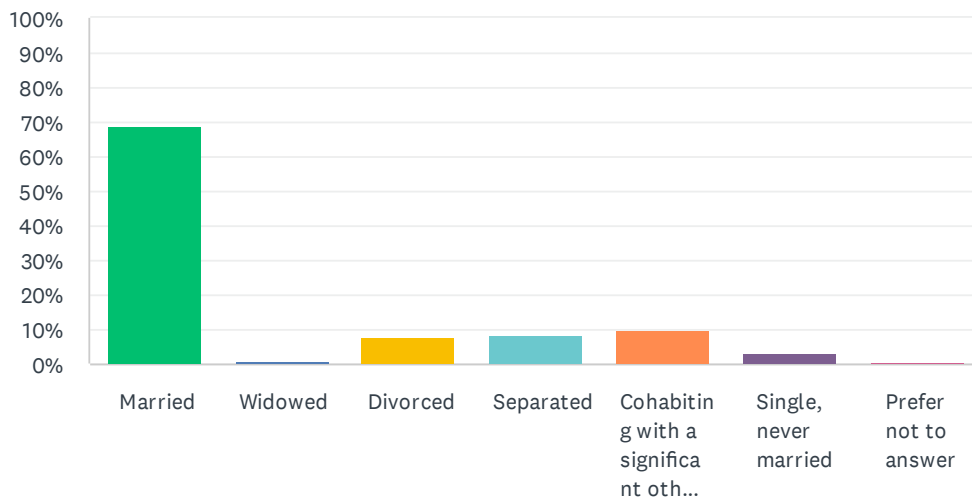


ANSWER CHOICES	RESPONSES
20 - 24 (1)	3.97% 35
25 - 29 (2)	7.38% 65
30 - 34 (3)	12.15% 107
35 - 39 (4)	19.07% 168
40 - 44 (5)	18.16% 160
45 - 49 (6)	18.39% 162
50 - 54 (7)	12.71% 112
55 - 59 (8)	5.45% 48
60 - 64 (9)	1.70% 15
65+ (10)	1.02% 9
TOTAL	881

BASIC STATISTICS				
Minimum	Maximum	Median	Mean	Standard Deviation
1.00	10.00	5.00	4.91	1.92

Q4 Which of the following best describes your current relationship status?

Answered: 881 Skipped: 0

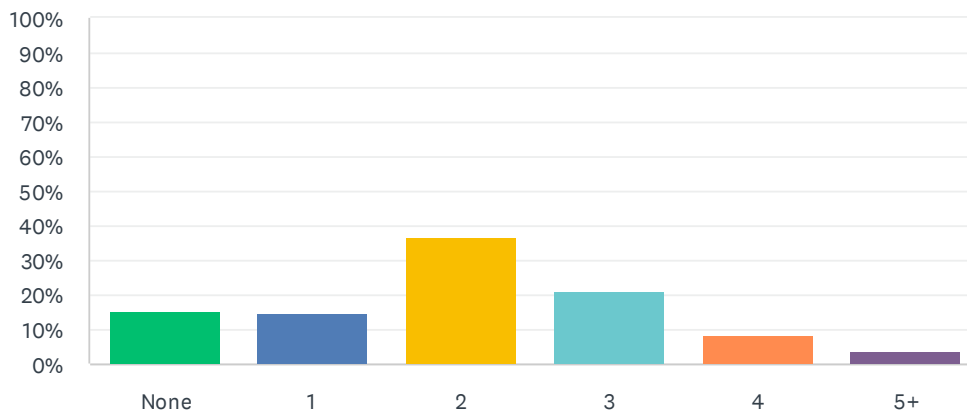


ANSWER CHOICES	RESPONSES	
Married (1)	69.13%	609
Widowed (2)	0.91%	8
Divorced (3)	7.95%	70
Separated (4)	8.63%	76
Cohabiting with a significant other or in a domestic partnership (5)	9.99%	88
Single, never married (6)	3.06%	27
Prefer not to answer (7)	0.34%	3
TOTAL		881

BASIC STATISTICS				
Minimum	Maximum	Median	Mean	Standard Deviation
1.00	7.00	1.00	2.00	1.61

Q5 How many children do you have?

Answered: 881 Skipped: 0

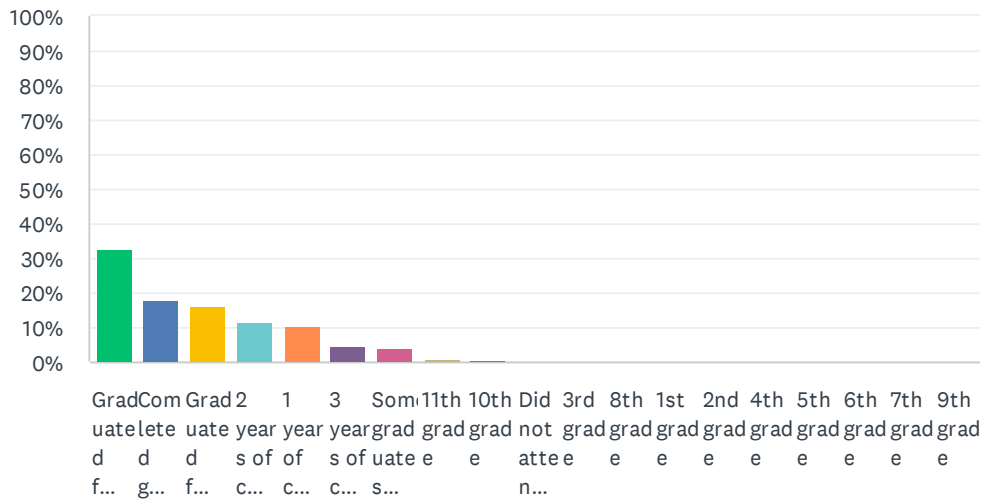


ANSWER CHOICES	RESPONSES
None (1)	15.44% 136
1 (2)	14.76% 130
2 (3)	36.89% 325
3 (4)	20.89% 184
4 (5)	8.29% 73
5+ (6)	3.75% 33
TOTAL	881

BASIC STATISTICS				
Minimum	Maximum	Median	Mean	Standard Deviation
1.00	6.00	3.00	3.03	1.28

Q6 What is the highest level of education you have completed?

Answered: 881 Skipped: 0

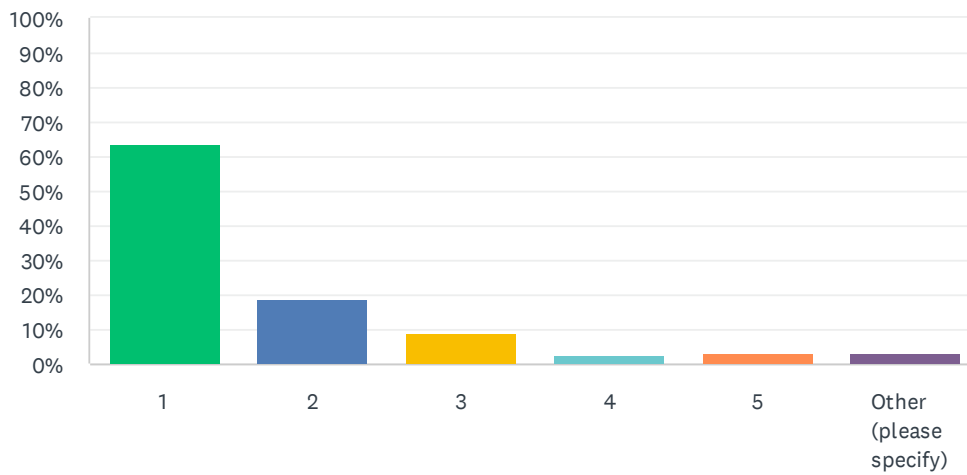


ANSWER CHOICES		RESPONSES	
Graduated from college (17)		32.58%	287
Completed graduate school (19)		17.71%	156
Graduated from high school (13)		16.46%	145
2 years of college (15)		11.69%	103
1 year of college (14)		10.67%	94
3 years of college (16)		4.99%	44
Some graduate school (18)		4.20%	37
11th grade (12)		1.02%	9
10th grade (11)		0.34%	3
Did not attend school (1)		0.11%	1
3rd grade (4)		0.11%	1
8th grade (9)		0.11%	1
1st grade (2)		0.00%	0
2nd grade (3)		0.00%	0
4th grade (5)		0.00%	0
5th grade (6)		0.00%	0
6th grade (7)		0.00%	0
7th grade (8)		0.00%	0
9th grade (10)		0.00%	0
TOTAL			881

BASIC STATISTICS				
Minimum	Maximum	Median	Mean	Standard Deviation
1.00	19.00	17.00	16.02	2.20

Q7 How many affairs have you had?

Answered: 818 Skipped: 63

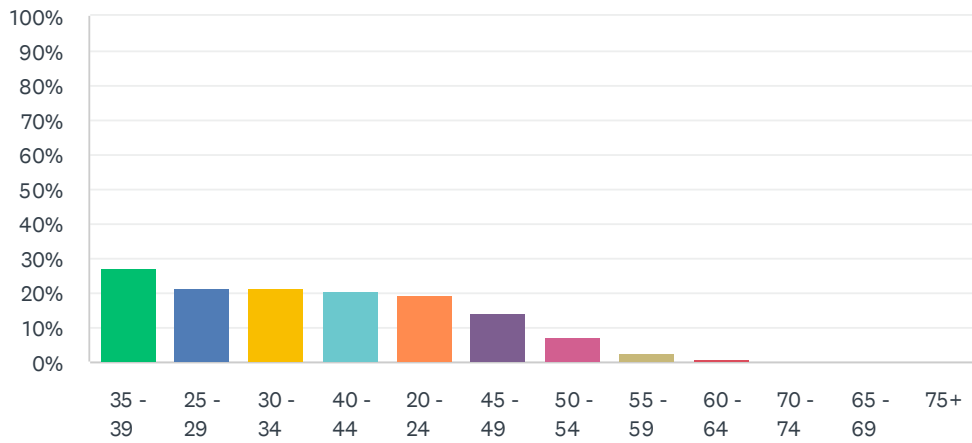


ANSWER CHOICES	RESPONSES	
1 (1)	63.45%	519
2 (2)	18.70%	153
3 (3)	9.17%	75
4 (4)	2.57%	21
5 (5)	2.93%	24
Other (please specify) (6)	3.18%	26
TOTAL		818

BASIC STATISTICS				
Minimum	Maximum	Median	Mean	Standard Deviation
1.00	6.00	1.00	1.72	1.23

Q8 What age were you when you had an affair? (Choose all that apply)

Answered: 818 Skipped: 63

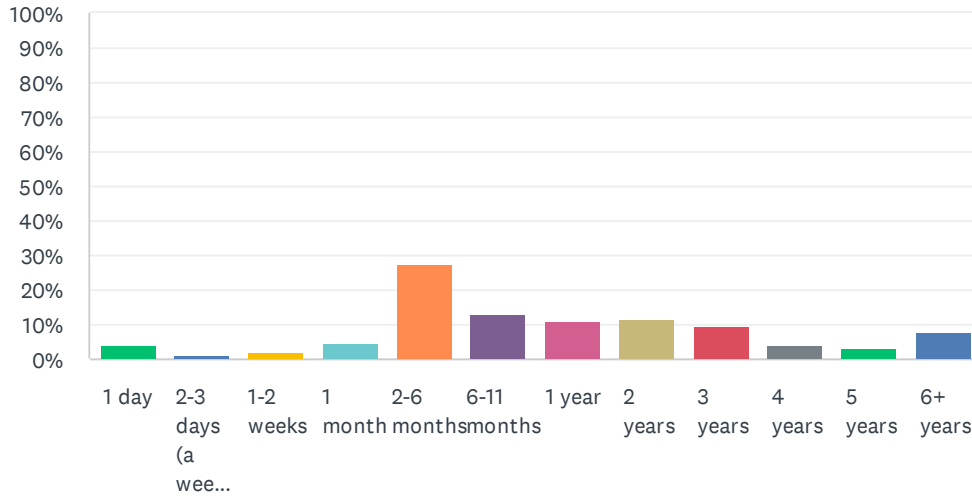


ANSWER CHOICES	RESPONSES
35 - 39 (4)	27.26% 223
25 - 29 (2)	21.64% 177
30 - 34 (3)	21.39% 175
40 - 44 (5)	20.29% 166
20 - 24 (1)	19.32% 158
45 - 49 (6)	14.43% 118
50 - 54 (7)	7.21% 59
55 - 59 (8)	2.44% 20
60 - 64 (9)	1.10% 9
70 - 74 (11)	0.12% 1
65 - 69 (10)	0.00% 0
75+ (12)	0.00% 0
Total Respondents: 818	

BASIC STATISTICS				
Minimum	Maximum	Median	Mean	Standard Deviation
1.00	11.00	4.00	3.74	1.90

Q9 How long did the affair last? (If you had more than 1, please think about your most significant affair.)

Answered: 818 Skipped: 63

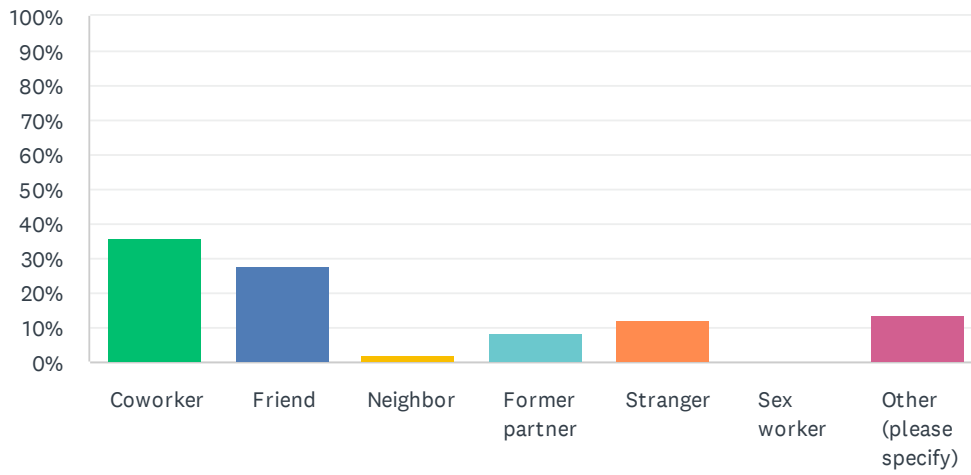


ANSWER CHOICES	RESPONSES	
1 day (1)	4.03%	33
2-3 days (a weekend) (2)	1.22%	10
1-2 weeks (3)	2.20%	18
1 month (4)	4.89%	40
2-6 months (5)	27.14%	222
6-11 months (6)	13.20%	108
1 year (7)	11.00%	90
2 years (8)	11.61%	95
3 years (9)	9.66%	79
4 years (10)	4.03%	33
5 years (11)	3.30%	27
6+ years (12)	7.70%	63
TOTAL		818

BASIC STATISTICS				
Minimum	Maximum	Median	Mean	Standard Deviation
1.00	12.00	6.00	6.73	2.65

Q10 Who was your affair partner (AP)?

Answered: 818 Skipped: 63

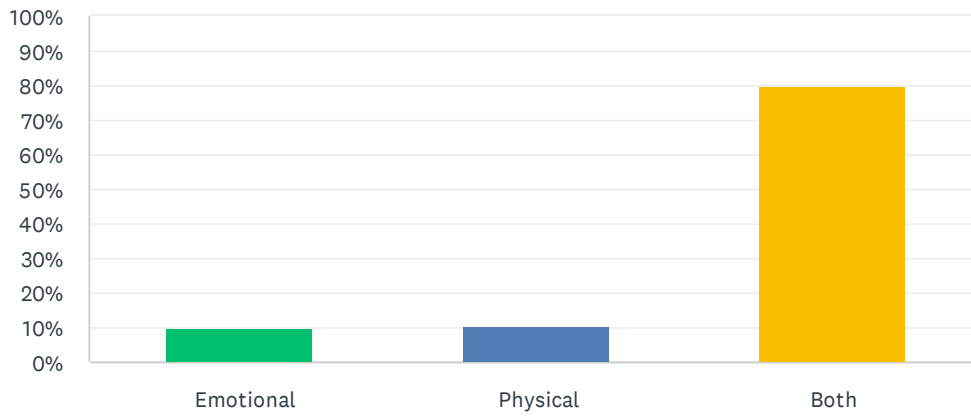


ANSWER CHOICES	RESPONSES
Coworker (1)	35.82% 293
Friend (2)	28.00% 229
Neighbor (3)	2.08% 17
Former partner (4)	8.44% 69
Stranger (5)	11.98% 98
Sex worker (6)	0.00% 0
Other (please specify) (7)	13.69% 112
TOTAL	818

BASIC STATISTICS				
Minimum	Maximum	Median	Mean	Standard Deviation
1.00	7.00	2.00	2.88	2.11

Q11 Was the affair emotional, physical, or both?

Answered: 818 Skipped: 63

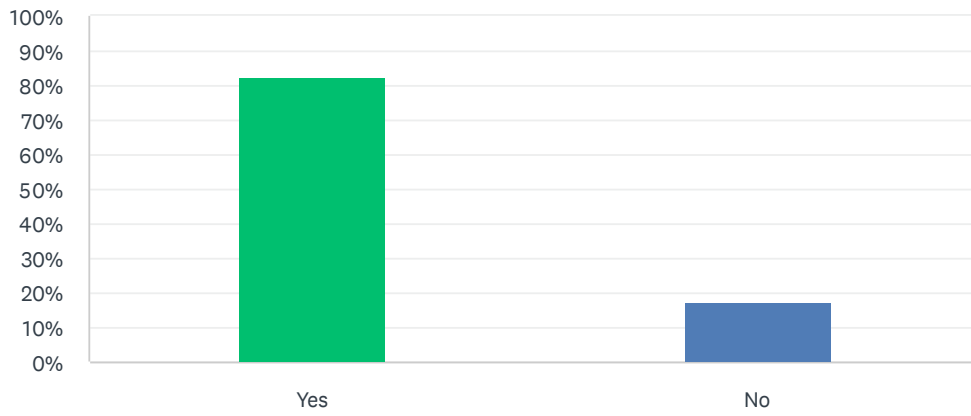


ANSWER CHOICES	RESPONSES
Emotional (1)	9.78% 80
Physical (2)	10.39% 85
Both (3)	79.83% 653
TOTAL	818

BASIC STATISTICS				
Minimum	Maximum	Median	Mean	Standard Deviation
1.00	3.00	3.00	2.70	0.64

Q12 Did your affair include sex?

Answered: 818 Skipped: 63

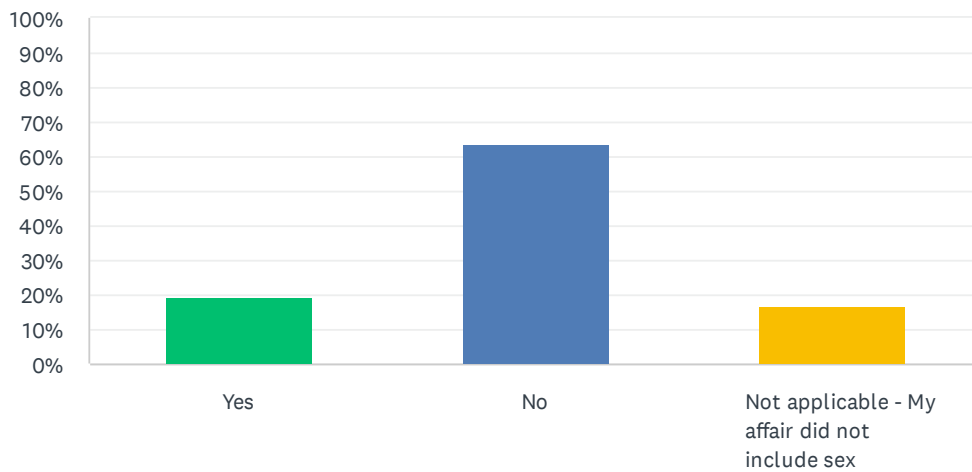


ANSWER CHOICES	RESPONSES
Yes (1)	82.64% 676
No (2)	17.36% 142
TOTAL	818

BASIC STATISTICS				
Minimum	Maximum	Median	Mean	Standard Deviation
1.00	2.00	1.00	1.17	0.38

Q13 If so, did you practice safe sex (use a condom)?

Answered: 818 Skipped: 63

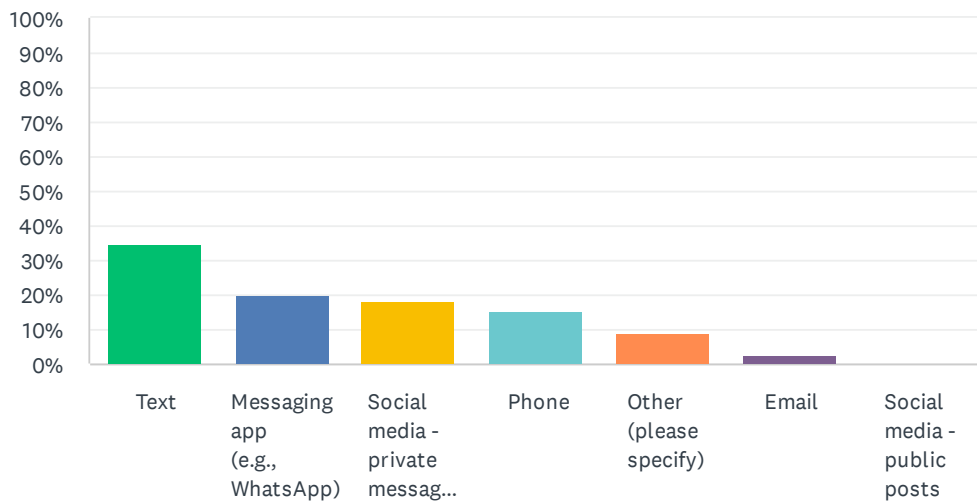


ANSWER CHOICES	RESPONSES	
Yes (1)	19.32%	158
No (2)	63.94%	523
Not applicable - My affair did not include sex (3)	16.75%	137
TOTAL		818

BASIC STATISTICS				
Minimum	Maximum	Median	Mean	Standard Deviation
1.00	3.00	2.00	1.97	0.60

Q14 How did you primarily communicate with your AP?

Answered: 818 Skipped: 63

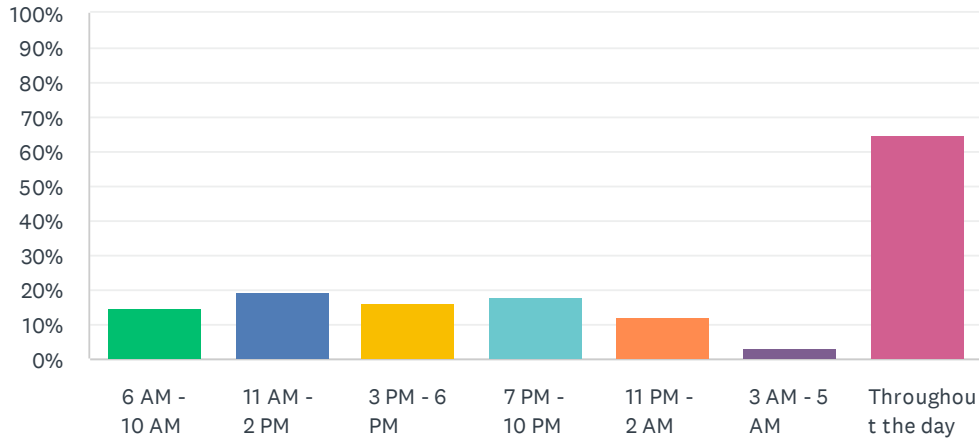


ANSWER CHOICES	RESPONSES	
Text (2)	34.84%	285
Messaging app (e.g., WhatsApp) (4)	19.80%	162
Social media - private messages (DMs) (6)	18.46%	151
Phone (1)	15.40%	126
Other (please specify) (7)	8.92%	73
Email (3)	2.44%	20
Social media - public posts (5)	0.12%	1
TOTAL		818

BASIC STATISTICS				
Minimum	Maximum	Median	Mean	Standard Deviation
1.00	7.00	2.00	3.45	2.01

Q15 What time of day would you most often communicate with your AP? (Click all that apply)

Answered: 818 Skipped: 63

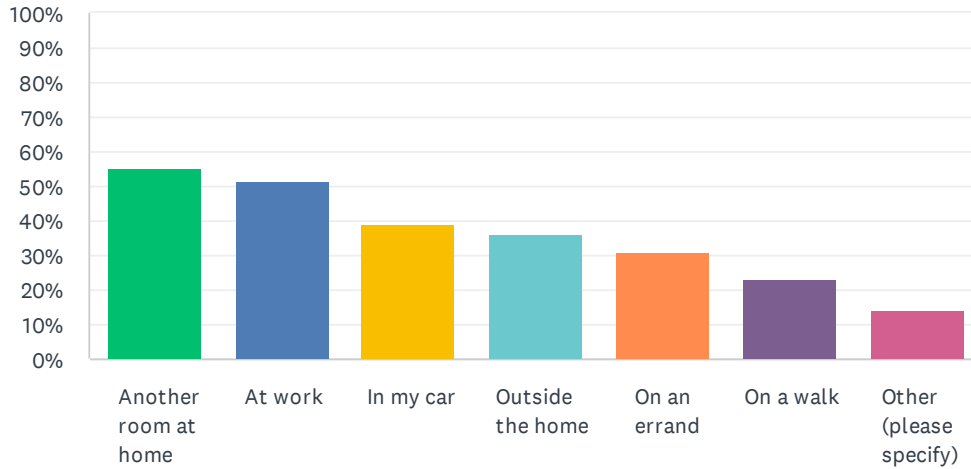


ANSWER CHOICES	RESPONSES	
6 AM - 10 AM (1)	14.91%	122
11 AM - 2 PM (2)	19.68%	161
3 PM - 6 PM (3)	16.14%	132
7 PM - 10 PM (4)	17.85%	146
11 PM - 2 AM (5)	11.98%	98
3 AM - 5 AM (6)	2.93%	24
Throughout the day (7)	64.67%	529
Total Respondents: 818		

BASIC STATISTICS				
Minimum	Maximum	Median	Mean	Standard Deviation
1.00	7.00	5.00	4.75	2.25

Q16 Where would you go to communicate with your AP? (Click all that apply)

Answered: 818 Skipped: 63

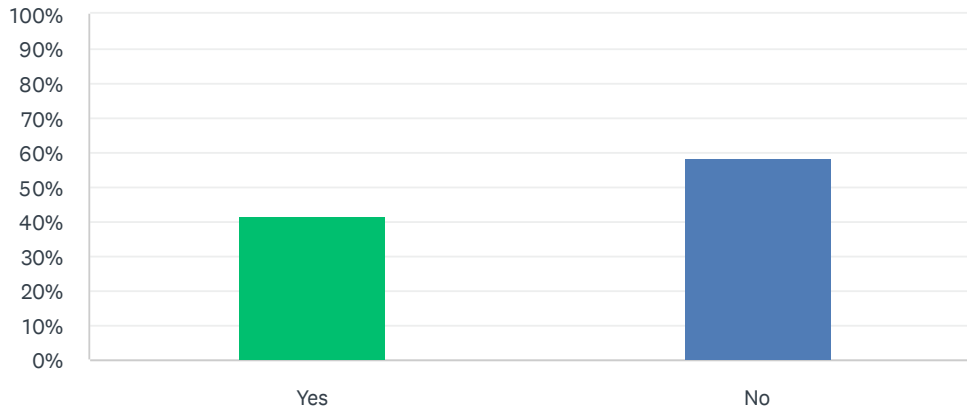


ANSWER CHOICES	RESPONSES
Another room at home (1)	55.26% 452
At work (4)	51.47% 421
In my car (3)	39.00% 319
Outside the home (2)	36.43% 298
On an errand (6)	30.81% 252
On a walk (5)	23.11% 189
Other (please specify) (7)	14.18% 116
Total Respondents: 818	

BASIC STATISTICS				
Minimum	Maximum	Median	Mean	Standard Deviation
1.00	7.00	3.00	3.40	1.86

Q17 During the affair, did you "rewrite" your relationship history with your spouse/partner? (Did you tell yourself that your past history was worse than it was?)

Answered: 776 Skipped: 105

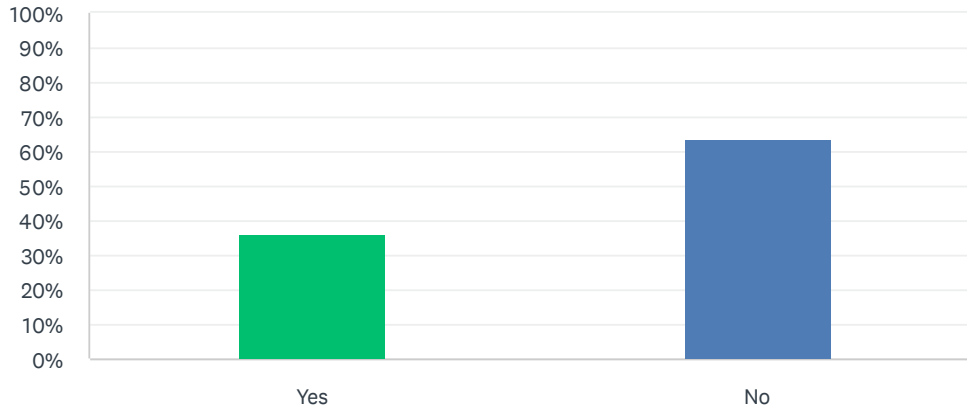


ANSWER CHOICES		RESPONSES	
Yes (1)		41.75%	324
No (2)		58.25%	452
TOTAL			776

BASIC STATISTICS				
Minimum	Maximum	Median	Mean	Standard Deviation
1.00	2.00	2.00	1.58	0.49

Q18 Did you tell your affair partner (AP) negative stories to make your partner seem worse than they were?

Answered: 776 Skipped: 105

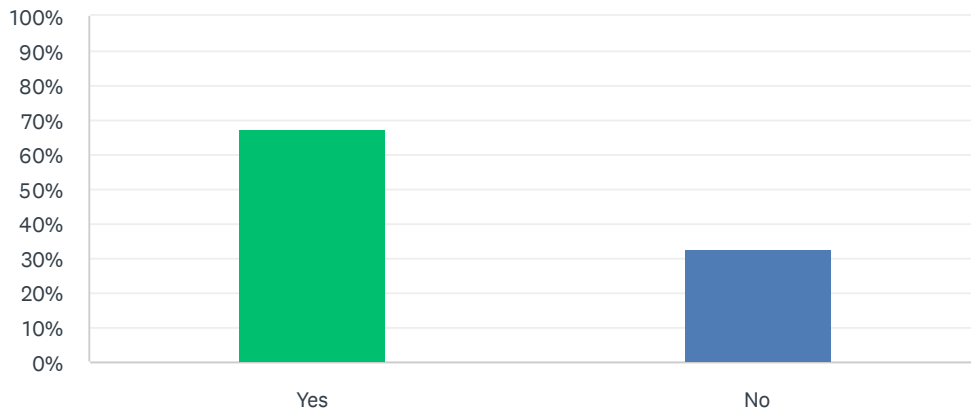


ANSWER CHOICES		RESPONSES	
Yes (1)		36.08%	280
No (2)		63.92%	496
TOTAL			776

BASIC STATISTICS				
Minimum	Maximum	Median	Mean	Standard Deviation
1.00	2.00	2.00	1.64	0.48

Q19 Did you experience regret during the affair?

Answered: 776 Skipped: 105

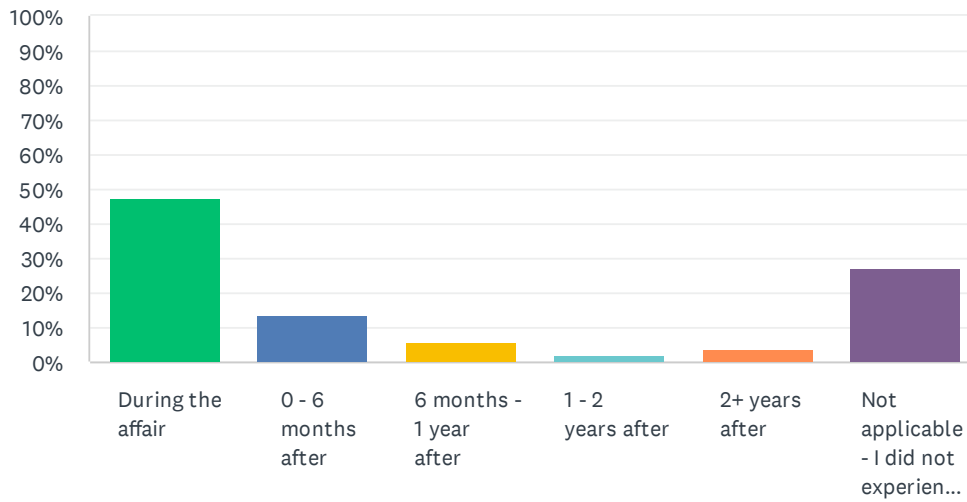


ANSWER CHOICES	RESPONSES
Yes (1)	67.40% 523
No (2)	32.60% 253
TOTAL	776

BASIC STATISTICS				
Minimum	Maximum	Median	Mean	Standard Deviation
1.00	2.00	1.00	1.33	0.47

Q20 If yes, when did you experience regret?

Answered: 776 Skipped: 105

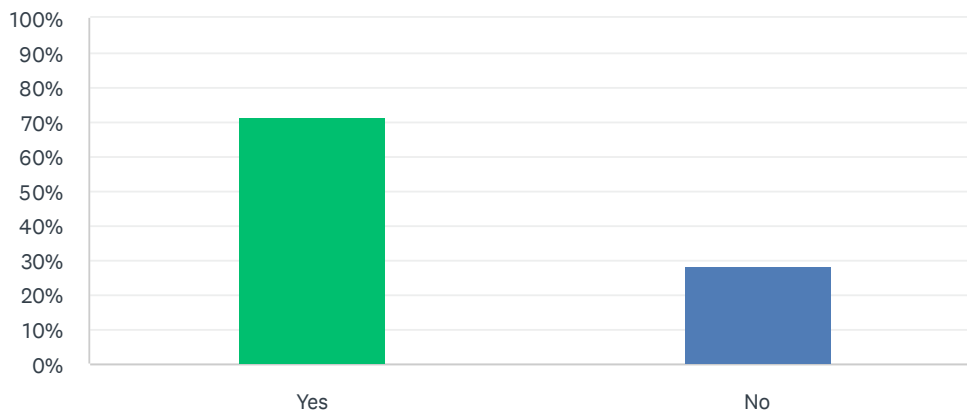


ANSWER CHOICES	RESPONSES	
During the affair (1)	47.42%	368
0 - 6 months after (2)	13.53%	105
6 months - 1 year after (3)	5.93%	46
1 - 2 years after (4)	2.06%	16
2+ years after (5)	3.61%	28
Not applicable - I did not experience regret (6)	27.45%	213
TOTAL		776

BASIC STATISTICS				
Minimum	Maximum	Median	Mean	Standard Deviation
1.00	6.00	2.00	2.83	2.15

Q21 During the affair, did you feel "in love" with your AP?

Answered: 776 Skipped: 105

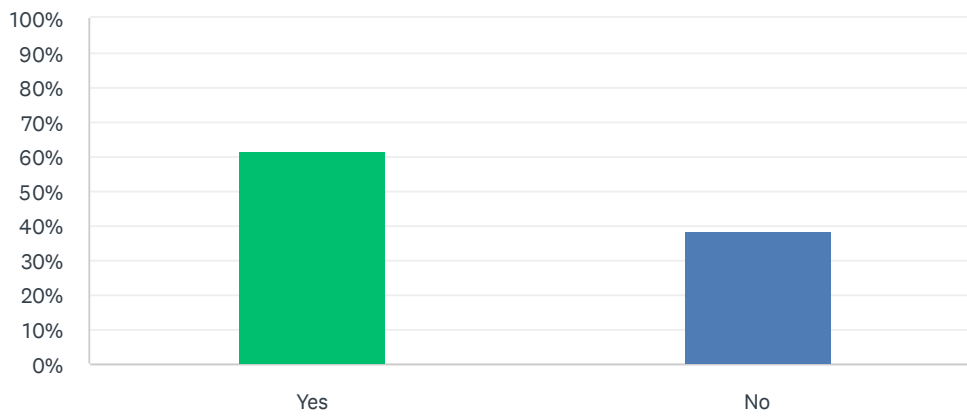


ANSWER CHOICES	RESPONSES
Yes (1)	71.78% 557
No (2)	28.22% 219
TOTAL	776

BASIC STATISTICS				
Minimum	Maximum	Median	Mean	Standard Deviation
1.00	2.00	1.00	1.28	0.45

Q22 Did you tell your AP that you loved them?

Answered: 776 Skipped: 105

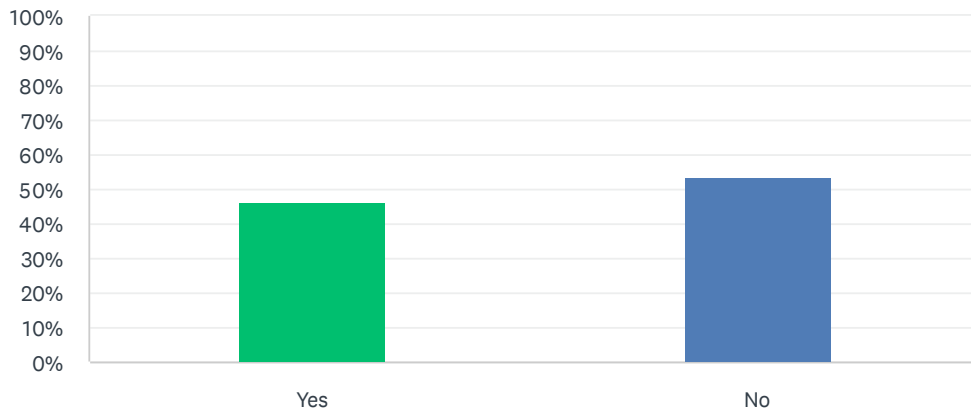


ANSWER CHOICES	RESPONSES
Yes (1)	61.60% 478
No (2)	38.40% 298
TOTAL	776

BASIC STATISTICS				
Minimum 1.00	Maximum 2.00	Median 1.00	Mean 1.38	Standard Deviation 0.49

Q23 In hindsight, were you in love with your AP?

Answered: 776 Skipped: 105

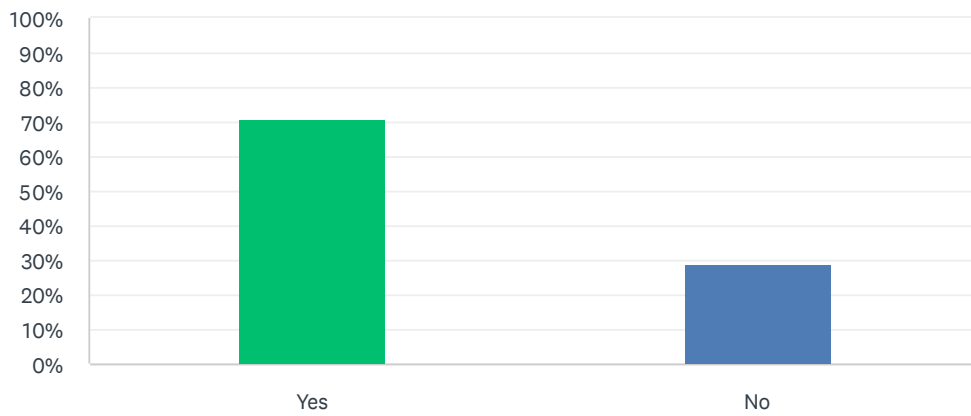


ANSWER CHOICES	RESPONSES
Yes (1)	46.13% 358
No (2)	53.87% 418
TOTAL	776

BASIC STATISTICS				
Minimum	Maximum	Median	Mean	Standard Deviation
1.00	2.00	2.00	1.54	0.50

Q24 Did you still love your spouse/partner during the affair?

Answered: 776 Skipped: 105

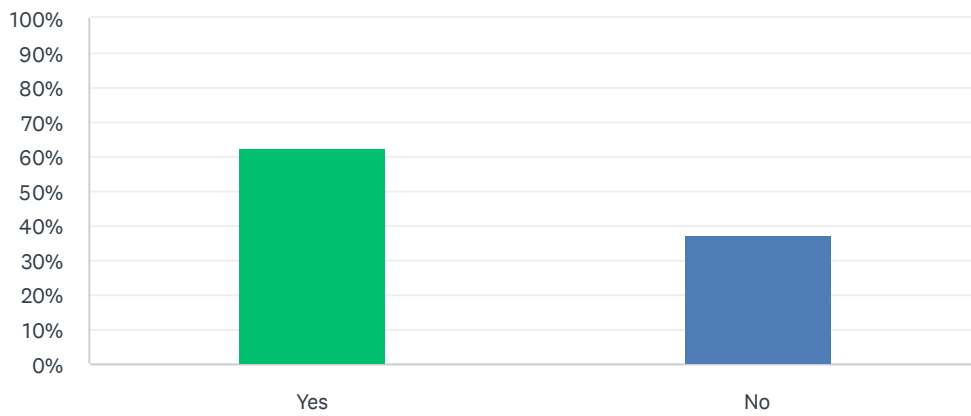


ANSWER CHOICES	RESPONSES
Yes (1)	71.13% 552
No (2)	28.87% 224
TOTAL	776

BASIC STATISTICS				
Minimum	Maximum	Median	Mean	Standard Deviation
1.00	2.00	1.00	1.29	0.45

Q25 Did you confide in a friend or family member about the affair?

Answered: 776 Skipped: 105

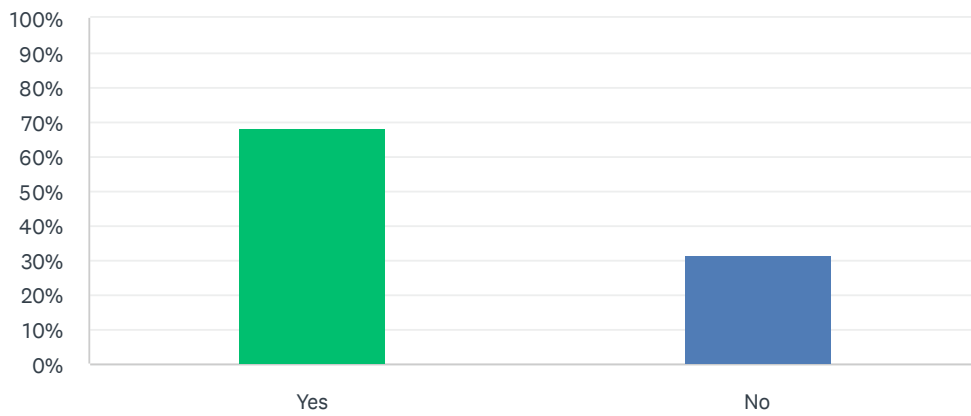


ANSWER CHOICES	RESPONSES
Yes (1)	62.50% 485
No (2)	37.50% 291
TOTAL	776

BASIC STATISTICS				
Minimum 1.00	Maximum 2.00	Median 1.00	Mean 1.38	Standard Deviation 0.48

Q26 Did you feel in a "mental fog" during the affair?

Answered: 776 Skipped: 105

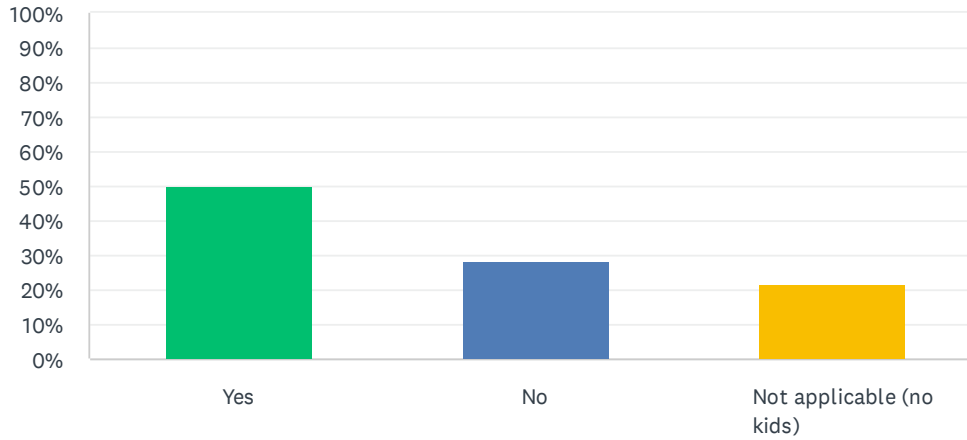


ANSWER CHOICES	RESPONSES
Yes (1)	68.56% 532
No (2)	31.44% 244
TOTAL	776

BASIC STATISTICS				
Minimum 1.00	Maximum 2.00	Median 1.00	Mean 1.31	Standard Deviation 0.46

Q27 During the affair, did you think about the effect this could have on your kids?

Answered: 776 Skipped: 105

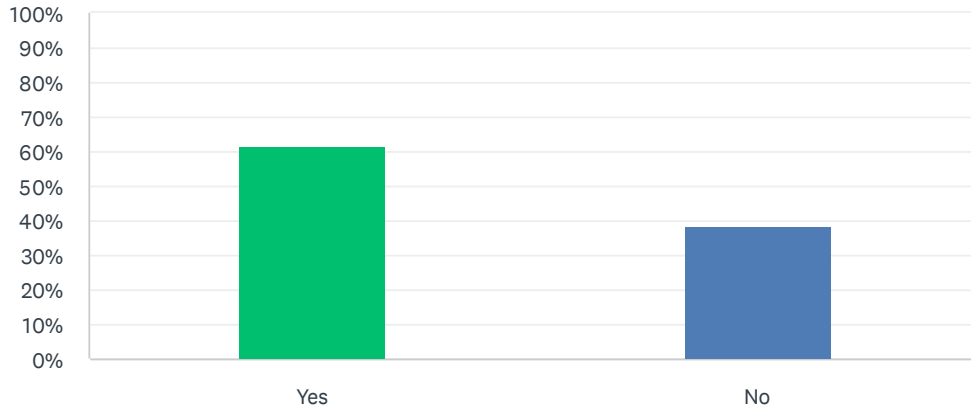


ANSWER CHOICES	RESPONSES	
Yes (1)	50.13%	389
No (2)	28.48%	221
Not applicable (no kids) (3)	21.39%	166
TOTAL		776

BASIC STATISTICS				
Minimum	Maximum	Median	Mean	Standard Deviation
1.00	3.00	1.00	1.71	0.80

Q28 During the affair, did you think about the effect it would have on your partner?

Answered: 775 Skipped: 106

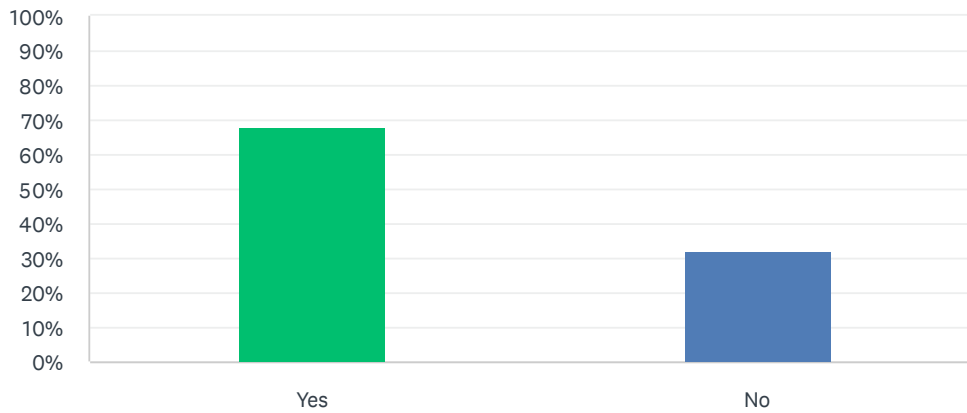


ANSWER CHOICES	RESPONSES
Yes (1)	61.55% 477
No (2)	38.45% 298
TOTAL	775

BASIC STATISTICS				
Minimum	Maximum	Median	Mean	Standard Deviation
1.00	2.00	1.00	1.38	0.49

Q29 During the affair, did you experience limerence? (Limerence is when one feels addicted to their affair partner, thinks they are a soul mate, has obsessive fantasies about them, etc.)

Answered: 776 Skipped: 105

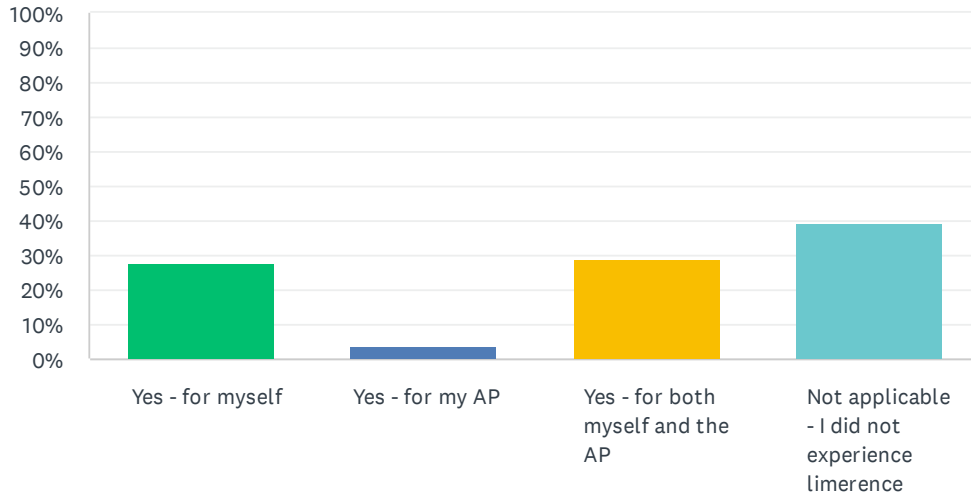


ANSWER CHOICES	RESPONSES	
Yes (1)	67.91%	527
No (2)	32.09%	249
TOTAL		776

BASIC STATISTICS				
Minimum	Maximum	Median	Mean	Standard Deviation
1.00	2.00	1.00	1.32	0.47

Q30 If you experienced limerence, when it wore off, did you feel a sense of disgust?

Answered: 776 Skipped: 105



ANSWER CHOICES	RESPONSES	
Yes - for myself (1)	27.84%	216
Yes - for my AP (2)	3.61%	28
Yes - for both myself and the AP (3)	28.99%	225
Not applicable - I did not experience limerence (4)	39.56%	307
TOTAL		776

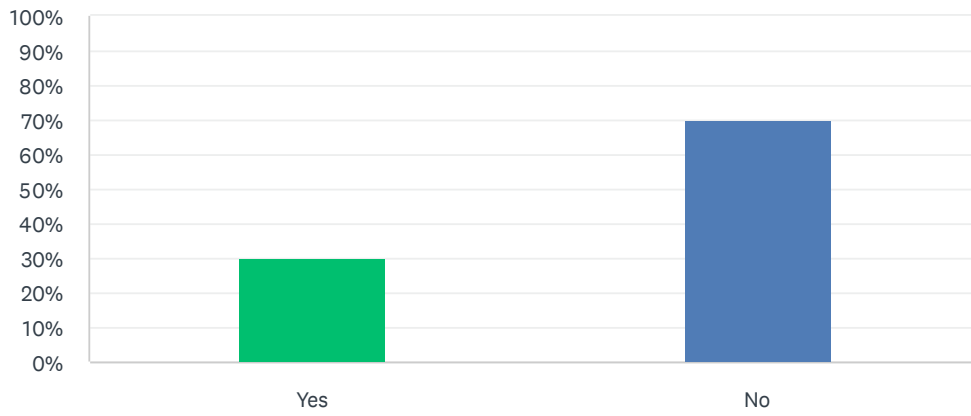
BASIC STATISTICS				
Minimum	Maximum	Median	Mean	Standard Deviation
1.00	4.00	3.00	2.80	1.23

Q31 What made you end the affair?

Answered: 705 Skipped: 176

Q32 Did you tell your partner about the affair?

Answered: 706 Skipped: 175

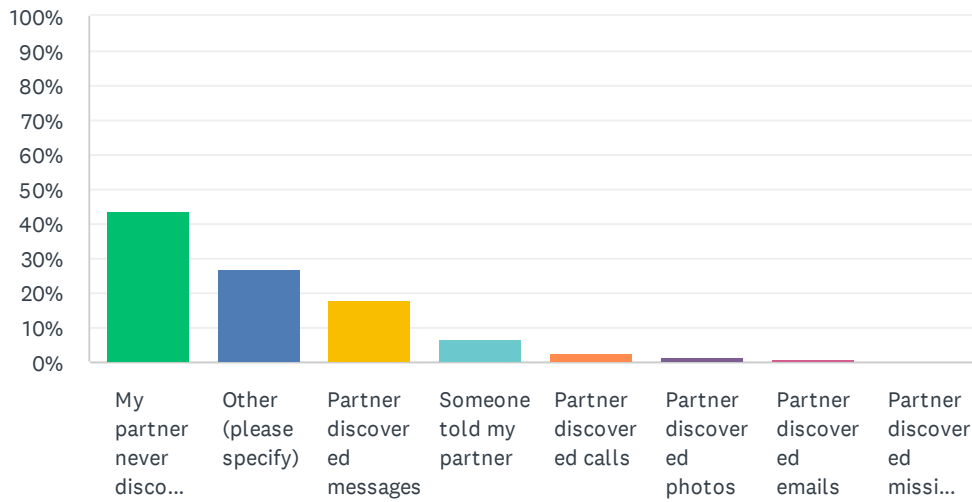


ANSWER CHOICES	RESPONSES
Yes (1)	30.03% 212
No (2)	69.97% 494
TOTAL	706

BASIC STATISTICS				
Minimum 1.00	Maximum 2.00	Median 2.00	Mean 1.70	Standard Deviation 0.46

Q33 If not, how was the affair discovered?

Answered: 706 Skipped: 175

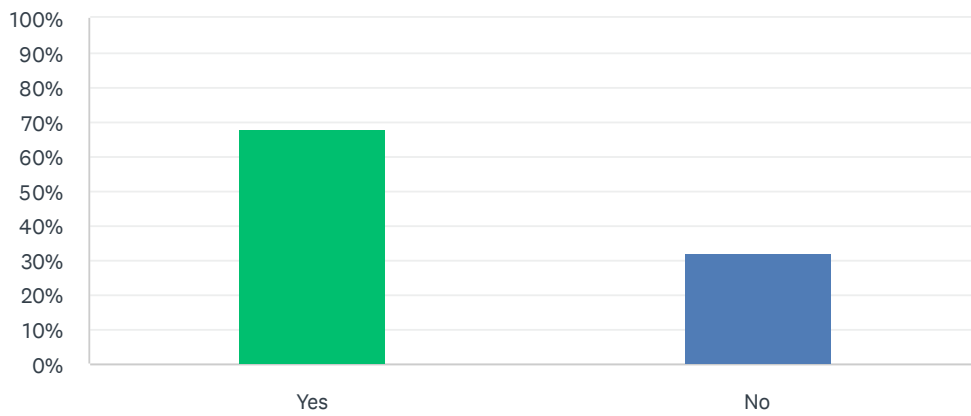


ANSWER CHOICES	RESPONSES	
My partner never discovered my affair (7)	43.63%	308
Other (please specify) (8)	26.63%	188
Partner discovered messages (1)	17.71%	125
Someone told my partner (6)	6.94%	49
Partner discovered calls (5)	2.55%	18
Partner discovered photos (2)	1.70%	12
Partner discovered emails (3)	0.85%	6
Partner discovered missing money (4)	0.00%	0
TOTAL		706

BASIC STATISTICS				
Minimum	Maximum	Median	Mean	Standard Deviation
1.00	8.00	7.00	5.96	2.51

Q34 Did you end your affair and reconcile with your original partner?

Answered: 706 Skipped: 175

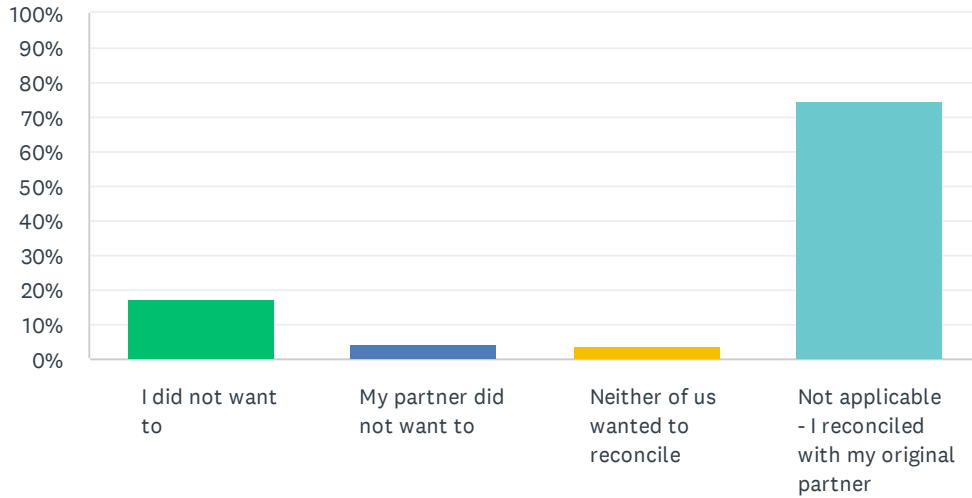


ANSWER CHOICES	RESPONSES
Yes (1)	67.99% 480
No (2)	32.01% 226
TOTAL	706

BASIC STATISTICS				
Minimum	Maximum	Median	Mean	Standard Deviation
1.00	2.00	1.00	1.32	0.47

Q35 If you did not reconcile, was it because you - or your partner - did not want to?

Answered: 706 Skipped: 175

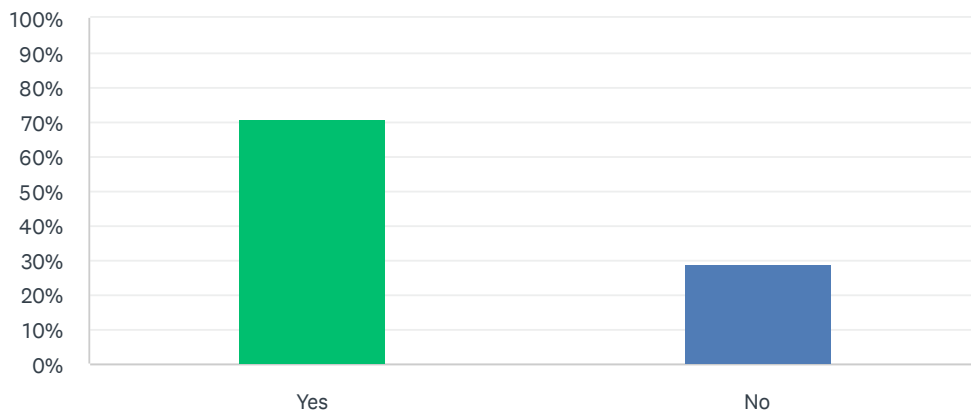


ANSWER CHOICES	RESPONSES	
I did not want to (1)	17.42%	123
My partner did not want to (2)	4.11%	29
Neither of us wanted to reconcile (3)	3.68%	26
Not applicable - I reconciled with my original partner (4)	74.79%	528
TOTAL		706

BASIC STATISTICS				
Minimum	Maximum	Median	Mean	Standard Deviation
1.00	4.00	4.00	3.36	1.17

Q36 Are you and your original partner still together now?

Answered: 706 Skipped: 175

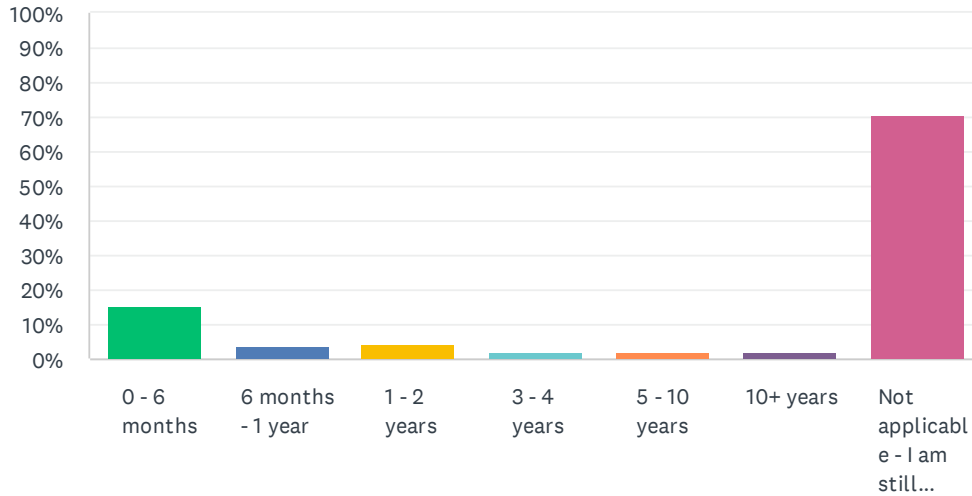


ANSWER CHOICES	RESPONSES
Yes (1)	71.25% 503
No (2)	28.75% 203
TOTAL	706

BASIC STATISTICS				
Minimum	Maximum	Median	Mean	Standard Deviation
1.00	2.00	1.00	1.29	0.45

Q37 If no longer together, how long did your relationship with the original partner last after the affair came to light?

Answered: 706 Skipped: 175

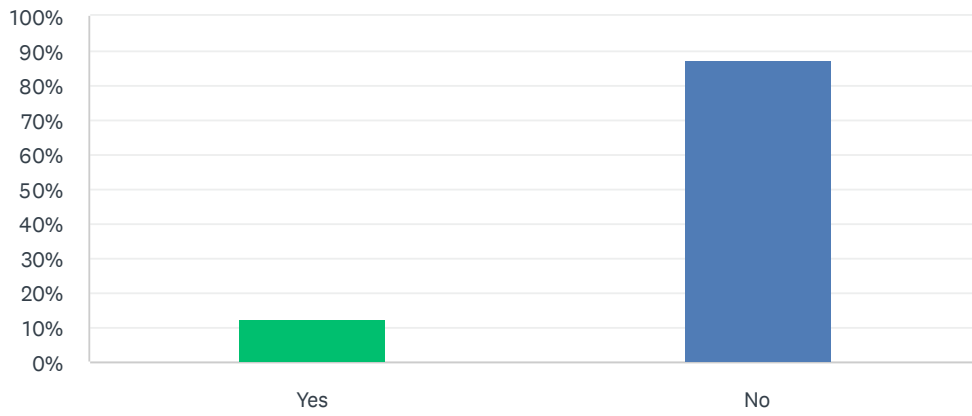


ANSWER CHOICES	RESPONSES	
0 - 6 months (1)	15.01%	106
6 months - 1 year (2)	3.82%	27
1 - 2 years (3)	4.11%	29
3 - 4 years (4)	1.98%	14
5 - 10 years (5)	2.12%	15
10+ years (6)	2.27%	16
Not applicable - I am still with my original partner (7)	70.68%	499
TOTAL		706

BASIC STATISTICS				
Minimum	Maximum	Median	Mean	Standard Deviation
1.00	7.00	7.00	5.62	2.32

Q38 Did you leave to be with your affair partner (AP)?

Answered: 706 Skipped: 175

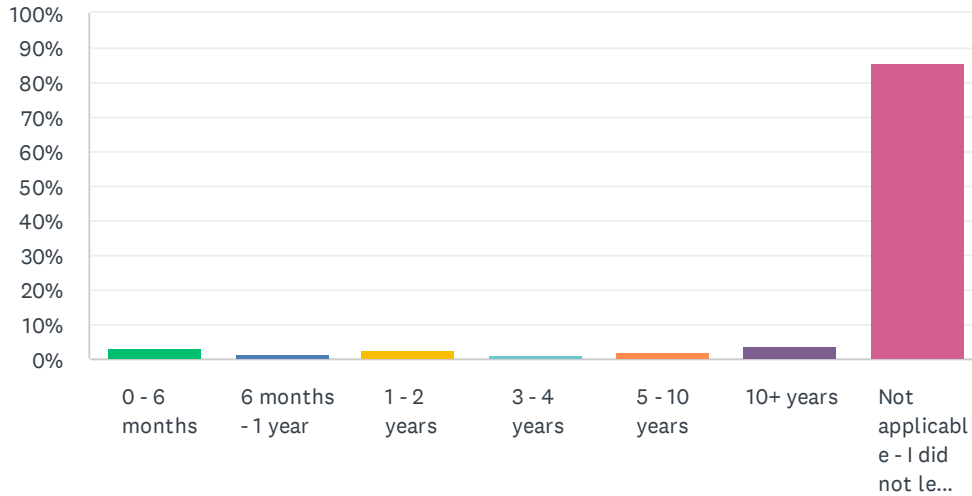


ANSWER CHOICES	RESPONSES
Yes (1)	12.61% 89
No (2)	87.39% 617
TOTAL	706

BASIC STATISTICS				
Minimum	Maximum	Median	Mean	Standard Deviation
1.00	2.00	2.00	1.87	0.33

Q39 If you left to be with your AP, how long did your new relationship (with your AP) last?

Answered: 706 Skipped: 175



ANSWER CHOICES	RESPONSES	
0 - 6 months (1)	3.40%	24
6 months - 1 year (2)	1.56%	11
1 - 2 years (3)	2.69%	19
3 - 4 years (4)	0.99%	7
5 - 10 years (5)	2.12%	15
10+ years (6)	3.54%	25
Not applicable - I did not leave to be with my AP (7)	85.69%	605
TOTAL		706

BASIC STATISTICS				
Minimum	Maximum	Median	Mean	Standard Deviation
1.00	7.00	7.00	6.50	1.42

Q40 If you left for your AP, how long did it take to experience regret for hurting your previous partner?

Answered: 706 Skipped: 175

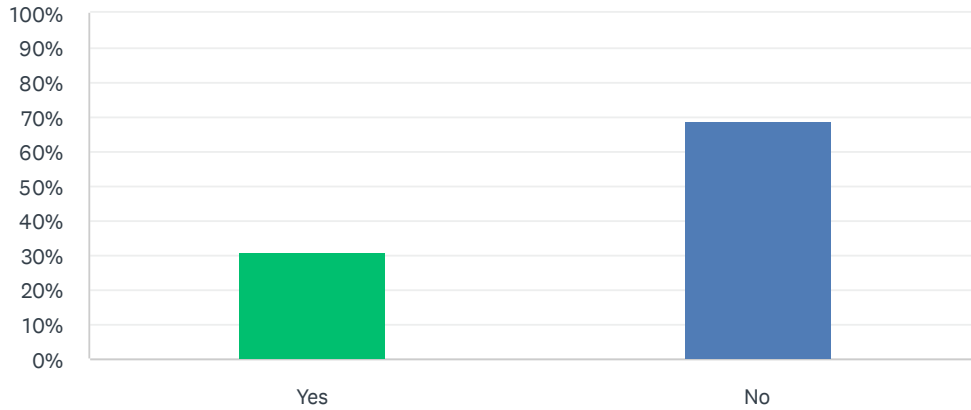


ANSWER CHOICES	RESPONSES	
0 - 6 months (1)	9.07%	64
6 months - 1 year (2)	1.27%	9
1 - 2 years (3)	1.42%	10
3 - 4 years (4)	0.57%	4
5 - 10 years (5)	0.28%	2
Never (6)	7.79%	55
Not applicable - I did not leave to be with my AP (7)	79.60%	562
TOTAL		706

BASIC STATISTICS				
Minimum	Maximum	Median	Mean	Standard Deviation
1.00	7.00	7.00	6.24	1.83

Q41 Do you think your AP specifically targeted you for an affair because you were in a committed relationship?

Answered: 706 Skipped: 175

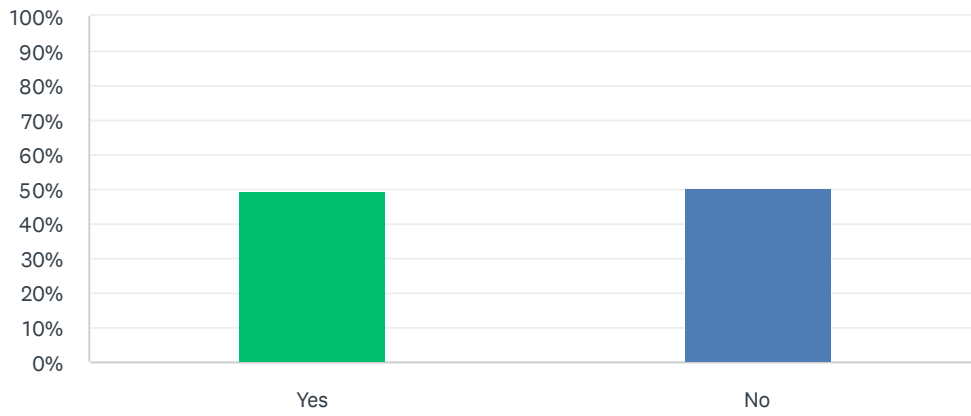


ANSWER CHOICES	RESPONSES	
Yes (1)	31.02%	219
No (2)	68.98%	487
TOTAL		706

BASIC STATISTICS				
Minimum	Maximum	Median	Mean	Standard Deviation
1.00	2.00	2.00	1.69	0.46

Q42 Did your AP have a history of affairs?

Answered: 706 Skipped: 175

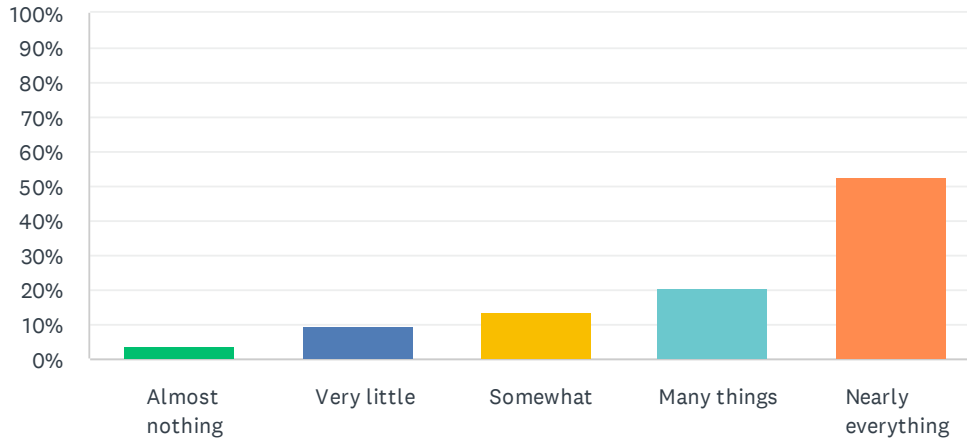


ANSWER CHOICES	RESPONSES	
Yes (1)	49.72%	351
No (2)	50.28%	355
TOTAL		706

BASIC STATISTICS				
Minimum	Maximum	Median	Mean	Standard Deviation
1.00	2.00	2.00	1.50	0.50

Q43 How much do you remember of the affair and your relationship with the AP?

Answered: 706 Skipped: 175

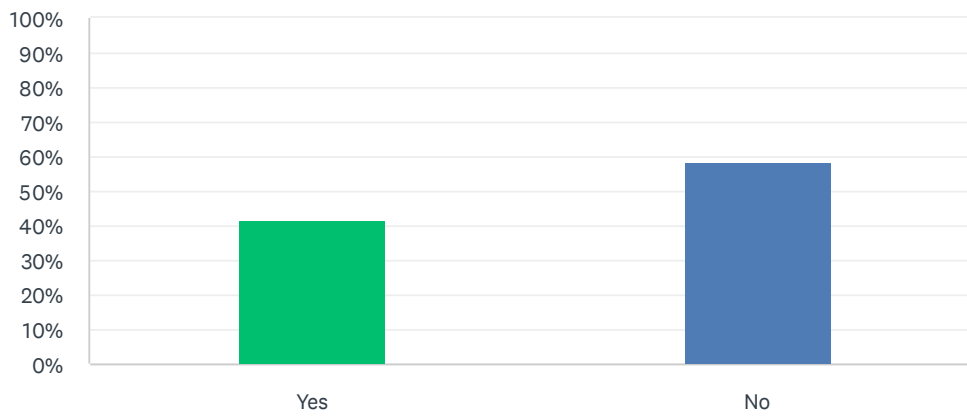


ANSWER CHOICES	RESPONSES	
Almost nothing (1)	3.54%	25
Very little (2)	9.35%	66
Somewhat (3)	13.74%	97
Many things (4)	20.68%	146
Nearly everything (5)	52.69%	372
TOTAL		706

BASIC STATISTICS				
Minimum	Maximum	Median	Mean	Standard Deviation
1.00	5.00	5.00	4.10	1.16

Q44 Does your partner still believe that you are withholding information?

Answered: 706 Skipped: 175

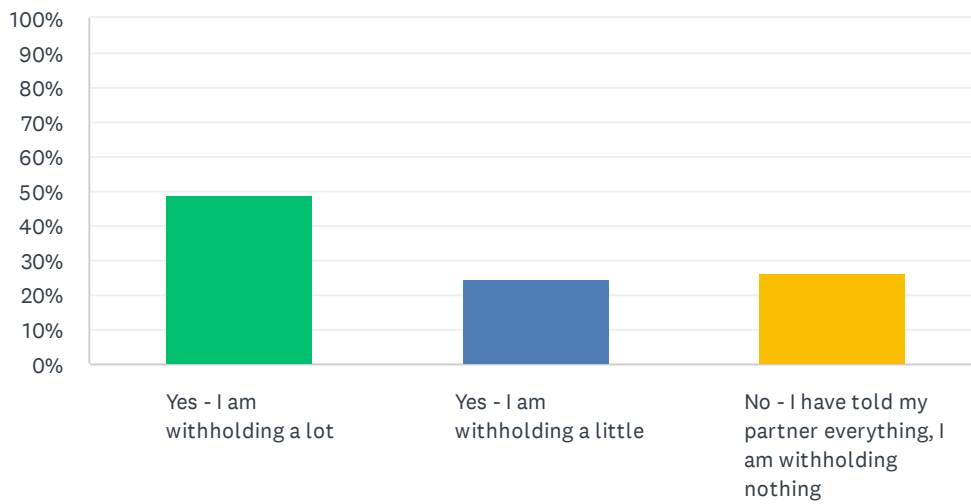


ANSWER CHOICES	RESPONSES
Yes (1)	41.36% 292
No (2)	58.64% 414
TOTAL	706

BASIC STATISTICS				
Minimum	Maximum	Median	Mean	Standard Deviation
1.00	2.00	2.00	1.59	0.49

Q45 Do you believe you are withholding information?

Answered: 706 Skipped: 175

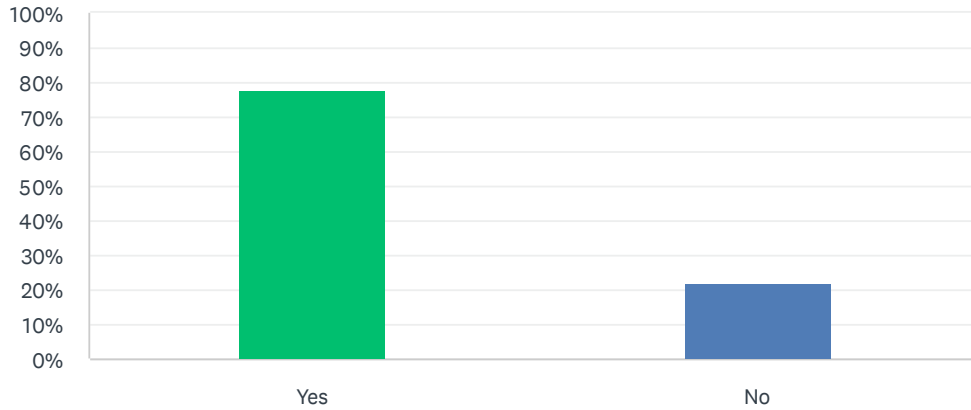


ANSWER CHOICES	RESPONSES	
Yes - I am withholding a lot (1)	49.01%	346
Yes - I am withholding a little (2)	24.50%	173
No - I have told my partner everything, I am withholding nothing (3)	26.49%	187
TOTAL		706

BASIC STATISTICS				
Minimum	Maximum	Median	Mean	Standard Deviation
1.00	3.00	2.00	1.77	0.84

Q46 Have you experienced any large traumas in your life? (Divorce, loss of a parent, accident, serious injury, war, crime, etc.)

Answered: 693 Skipped: 188

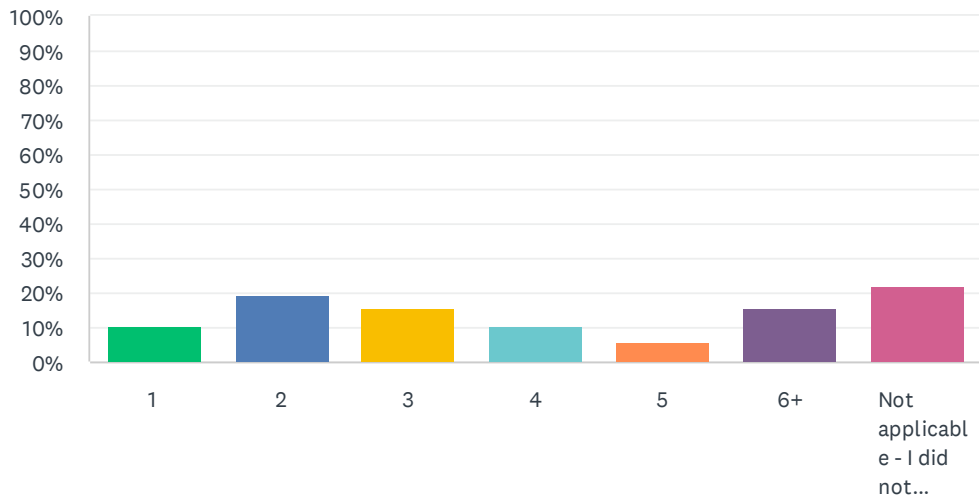


ANSWER CHOICES	RESPONSES	
Yes (1)	77.63%	538
No (2)	22.37%	155
TOTAL		693

BASIC STATISTICS				
Minimum	Maximum	Median	Mean	Standard Deviation
1.00	2.00	1.00	1.22	0.42

Q47 How many would you say?

Answered: 693 Skipped: 188

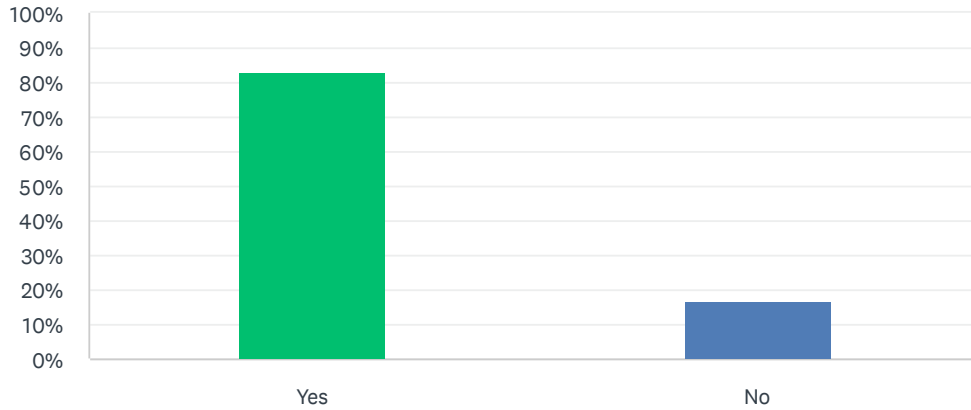


ANSWER CHOICES	RESPONSES	
1 (1)	10.68%	74
2 (2)	19.62%	136
3 (3)	15.87%	110
4 (4)	10.39%	72
5 (5)	5.77%	40
6+ (6)	15.58%	108
Not applicable - I did not experience any large traumas in my life (7)	22.08%	153
TOTAL		693

BASIC STATISTICS				
Minimum	Maximum	Median	Mean	Standard Deviation
1.00	7.00	4.00	4.16	2.13

Q48 Have you experienced any smaller traumas in your life? (Being left alone a lot, busy parents, neglectful parents, rejection by peers, etc.)

Answered: 693 Skipped: 188

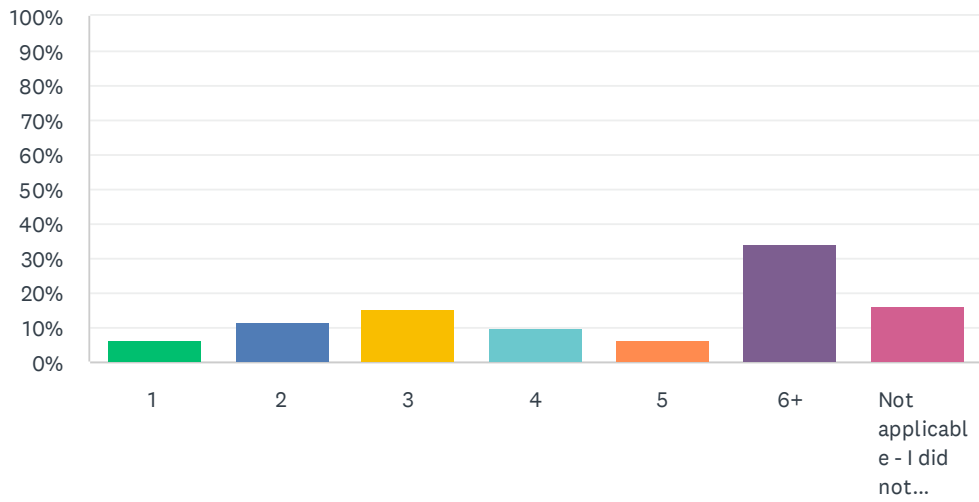


ANSWER CHOICES	RESPONSES	
Yes (1)	83.12%	576
No (2)	16.88%	117
TOTAL		693

BASIC STATISTICS				
Minimum	Maximum	Median	Mean	Standard Deviation
1.00	2.00	1.00	1.17	0.37

Q49 How many would you say?

Answered: 693 Skipped: 188

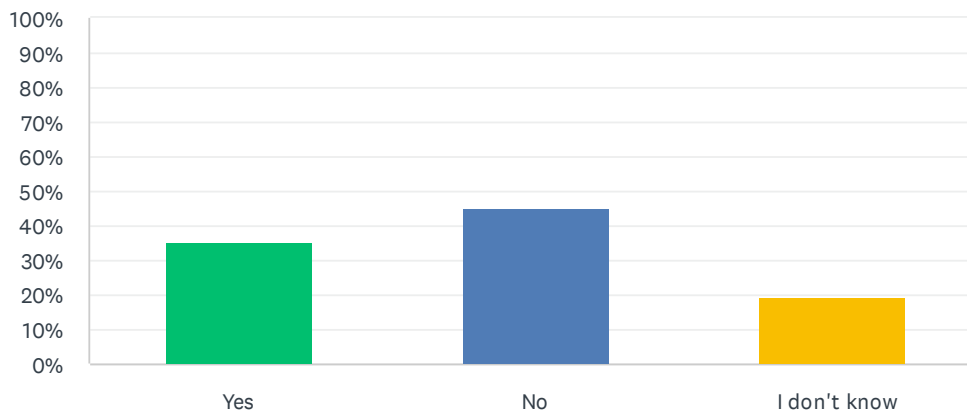


ANSWER CHOICES	RESPONSES
1 (1)	6.20% 43
2 (2)	11.69% 81
3 (3)	15.01% 104
4 (4)	10.25% 71
5 (5)	6.20% 43
6+ (6)	34.20% 237
Not applicable - I did not experience any smaller traumas in my life (7)	16.45% 114
TOTAL	693

BASIC STATISTICS				
Minimum	Maximum	Median	Mean	Standard Deviation
1.00	7.00	6.00	4.67	1.91

Q50 Were your parents faithful to each other?

Answered: 693 Skipped: 188

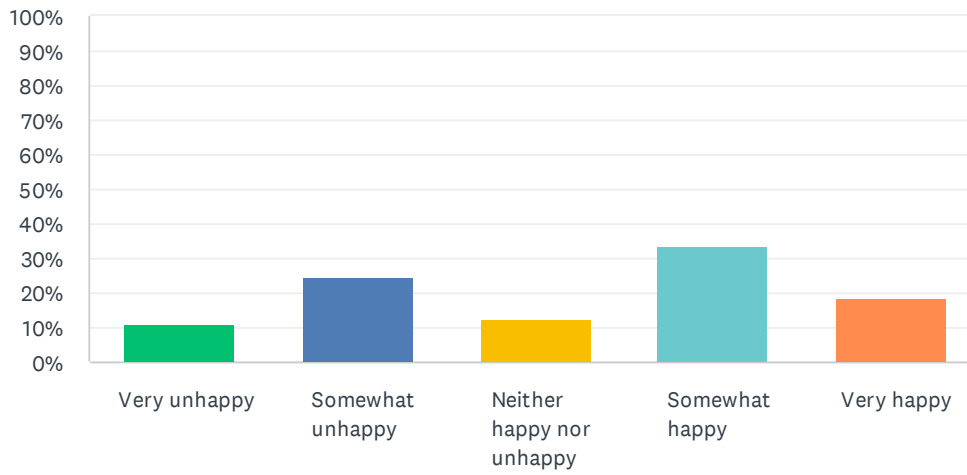


ANSWER CHOICES	RESPONSES
Yes (1)	35.21% 244
No (2)	45.45% 315
I don't know (3)	19.34% 134
TOTAL	693

BASIC STATISTICS				
Minimum	Maximum	Median	Mean	Standard Deviation
1.00	3.00	2.00	1.84	0.72

Q51 How happy was your childhood?

Answered: 693 Skipped: 188

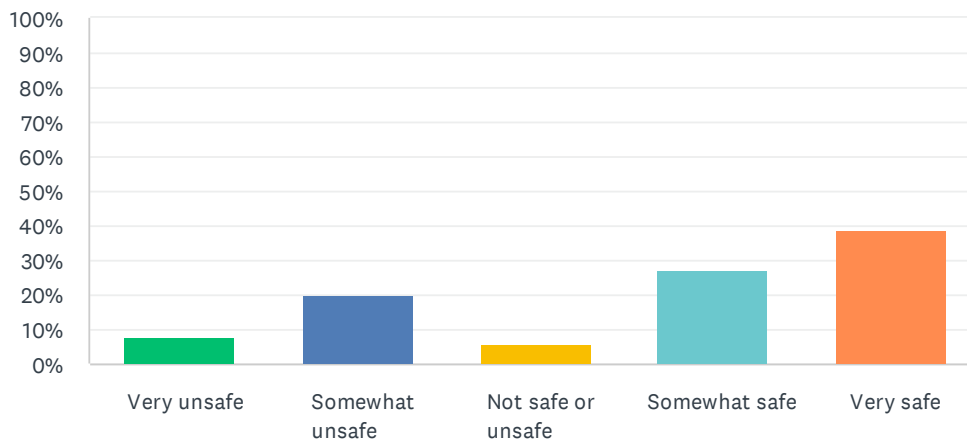


ANSWER CHOICES	RESPONSES	
Very unhappy (1)	10.82%	75
Somewhat unhappy (2)	24.53%	170
Neither happy nor unhappy (3)	12.70%	88
Somewhat happy (4)	33.48%	232
Very happy (5)	18.47%	128
TOTAL		693

BASIC STATISTICS				
Minimum	Maximum	Median	Mean	Standard Deviation
1.00	5.00	4.00	3.24	1.30

Q52 How physically safe was your childhood?

Answered: 693 Skipped: 188

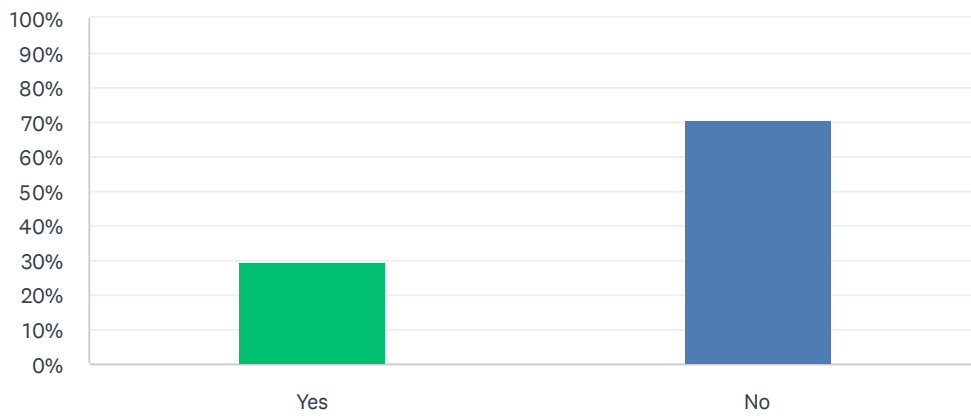


ANSWER CHOICES	RESPONSES
Very unsafe (1)	8.08% 56
Somewhat unsafe (2)	20.06% 139
Not safe or unsafe (3)	5.77% 40
Somewhat safe (4)	27.13% 188
Very safe (5)	38.96% 270
TOTAL	693

BASIC STATISTICS				
Minimum	Maximum	Median	Mean	Standard Deviation
1.00	5.00	4.00	3.69	1.37

Q53 Do you have any history of childhood sexual abuse?

Answered: 693 Skipped: 188

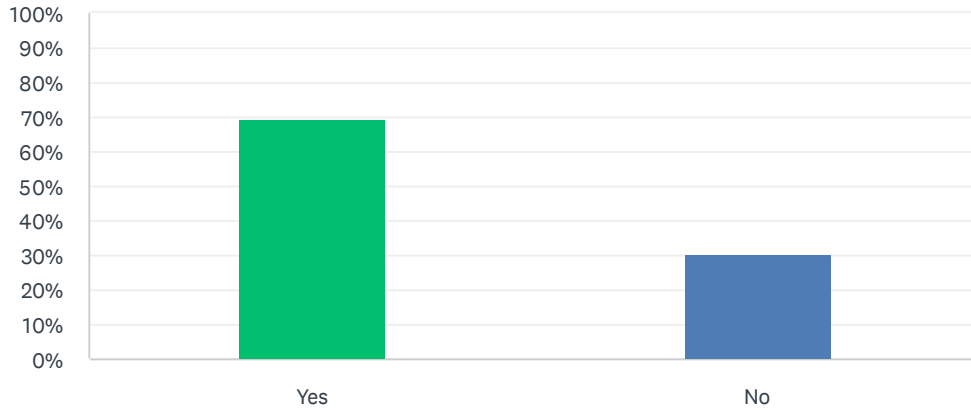


ANSWER CHOICES	RESPONSES
Yes (1)	29.58% 205
No (2)	70.42% 488
TOTAL	693

BASIC STATISTICS				
Minimum	Maximum	Median	Mean	Standard Deviation
1.00	2.00	2.00	1.70	0.46

Q54 Did you feel that you never quite got the support or attention you needed as a child?

Answered: 692 Skipped: 189

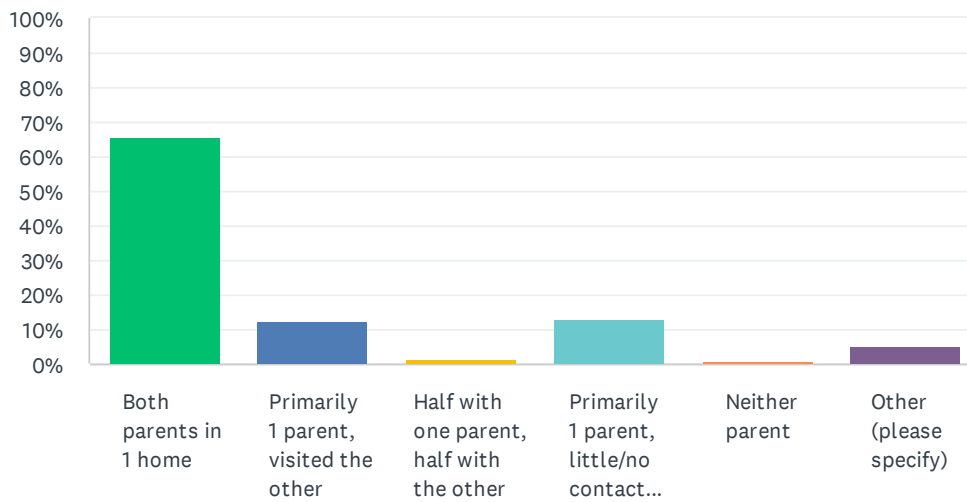


ANSWER CHOICES	RESPONSES	
Yes (1)	69.22%	479
No (2)	30.78%	213
TOTAL		692

BASIC STATISTICS				
Minimum	Maximum	Median	Mean	Standard Deviation
1.00	2.00	1.00	1.31	0.46

Q55 When you were growing up, who did you live with?

Answered: 693 Skipped: 188

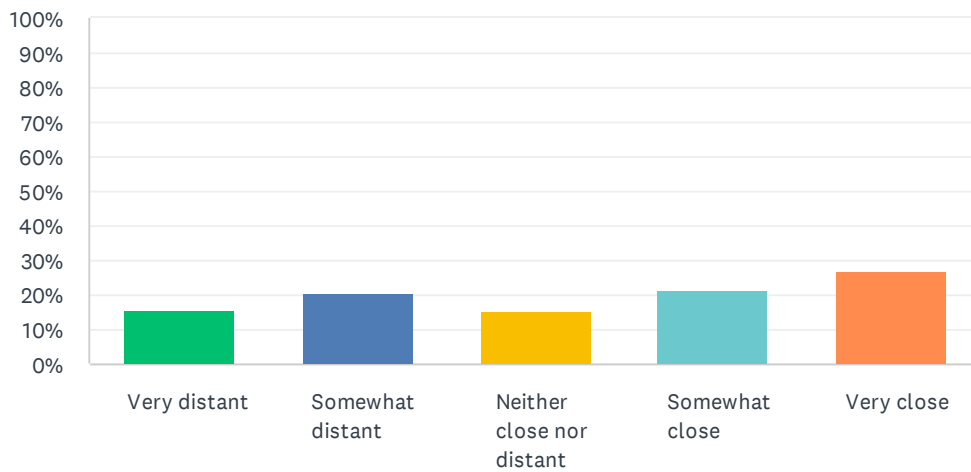


ANSWER CHOICES	RESPONSES	
Both parents in 1 home (1)	65.66%	455
Primarily 1 parent, visited the other (2)	12.84%	89
Half with one parent, half with the other (3)	1.44%	10
Primarily 1 parent, little/no contact with other parent (4)	13.42%	93
Neither parent (5)	1.30%	9
Other (please specify) (6)	5.34%	37
TOTAL		693

BASIC STATISTICS				
Minimum	Maximum	Median	Mean	Standard Deviation
1.00	6.00	1.00	1.88	1.47

Q56 How close did you feel to your Mom growing up?

Answered: 693 Skipped: 188

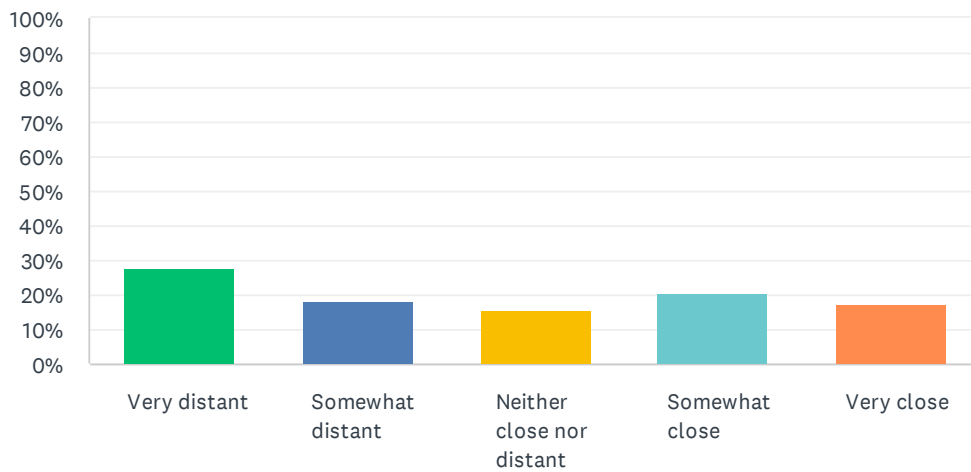


ANSWER CHOICES	RESPONSES
Very distant (1)	16.02% 111
Somewhat distant (2)	20.35% 141
Neither close nor distant (3)	15.44% 107
Somewhat close (4)	21.50% 149
Very close (5)	26.70% 185
TOTAL	693

BASIC STATISTICS				
Minimum	Maximum	Median	Mean	Standard Deviation
1.00	5.00	3.00	3.23	1.44

Q57 How close did you feel to your Dad growing up?

Answered: 693 Skipped: 188

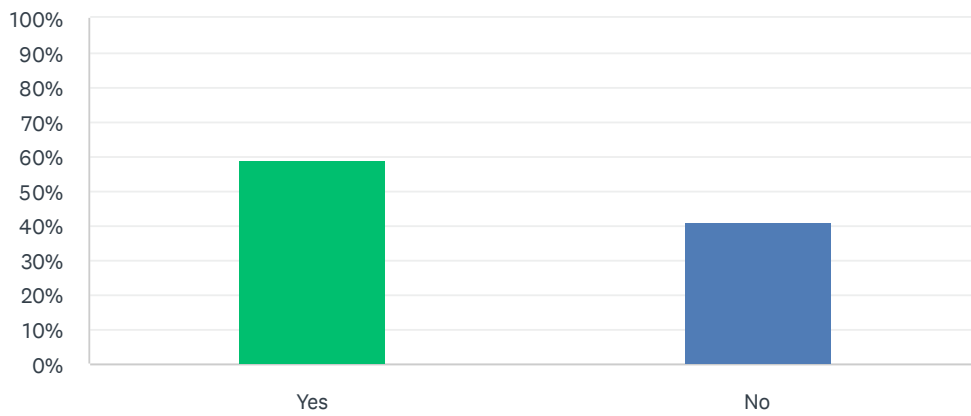


ANSWER CHOICES	RESPONSES	
Very distant (1)	28.14%	195
Somewhat distant (2)	18.18%	126
Neither close nor distant (3)	15.73%	109
Somewhat close (4)	20.78%	144
Very close (5)	17.17%	119
TOTAL		693

BASIC STATISTICS				
Minimum	Maximum	Median	Mean	Standard Deviation
1.00	5.00	3.00	2.81	1.47

Q58 Did you have close relationships with other adults growing up?

Answered: 693 Skipped: 188

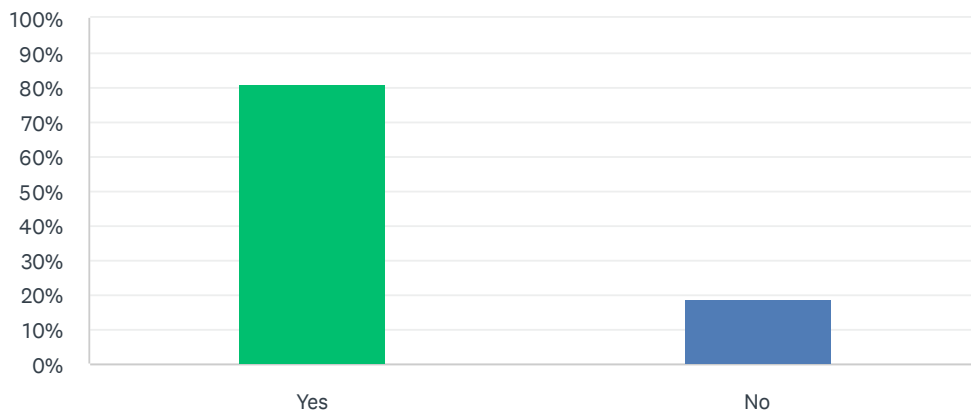


ANSWER CHOICES	RESPONSES
Yes (1)	59.02% 409
No (2)	40.98% 284
TOTAL	693

BASIC STATISTICS				
Minimum 1.00	Maximum 2.00	Median 1.00	Mean 1.41	Standard Deviation 0.49

Q59 Did you have close friendships when you were a kid?

Answered: 693 Skipped: 188

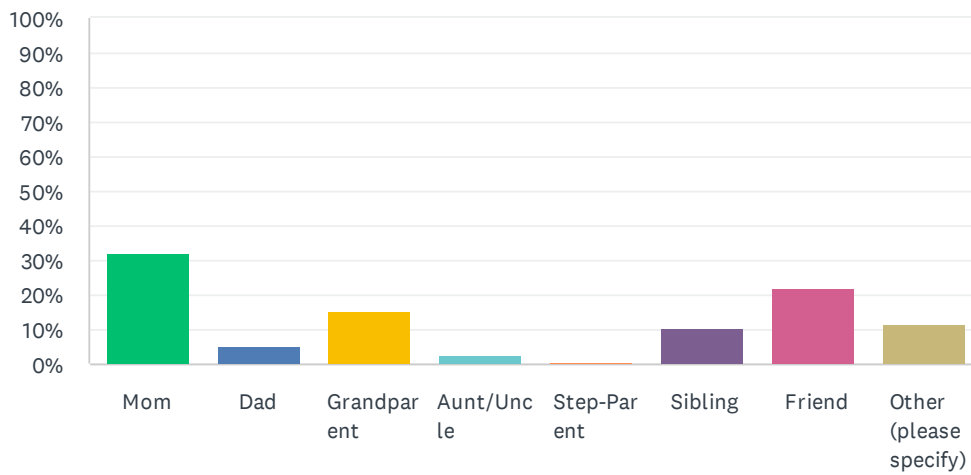


ANSWER CHOICES	RESPONSES
Yes (1)	80.81% 560
No (2)	19.19% 133
TOTAL	693

BASIC STATISTICS				
Minimum	Maximum	Median	Mean	Standard Deviation
1.00	2.00	1.00	1.19	0.39

Q60 Who did you turn to for comfort when you were a kid?

Answered: 693 Skipped: 188

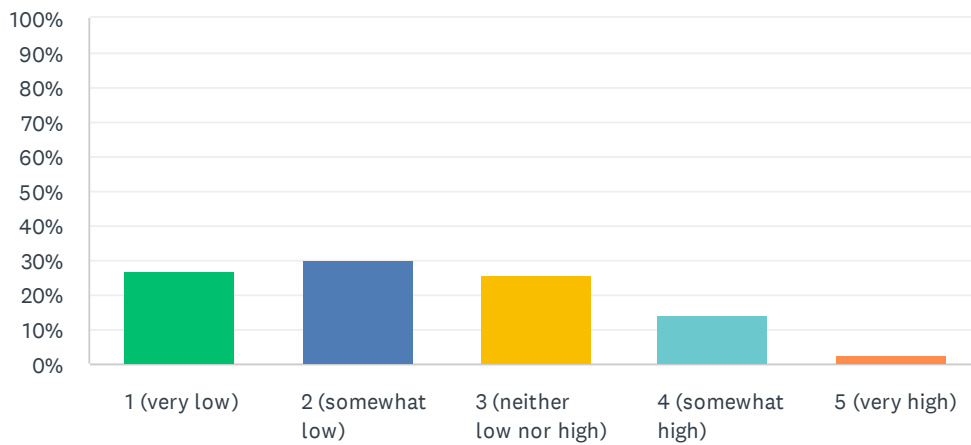


ANSWER CHOICES	RESPONSES	
Mom (1)	32.32%	224
Dad (2)	5.05%	35
Grandparent (3)	15.01%	104
Aunt/Uncle (4)	2.89%	20
Step-Parent (5)	0.58%	4
Sibling (6)	10.39%	72
Friend (7)	22.22%	154
Other (please specify) (8)	11.54%	80
TOTAL		693

BASIC STATISTICS				
Minimum 1.00	Maximum 8.00	Median 3.00	Mean 4.12	Standard Deviation 2.74

Q61 Before the affair, how was your mood on a scale of 1 - 5?

Answered: 665 Skipped: 216

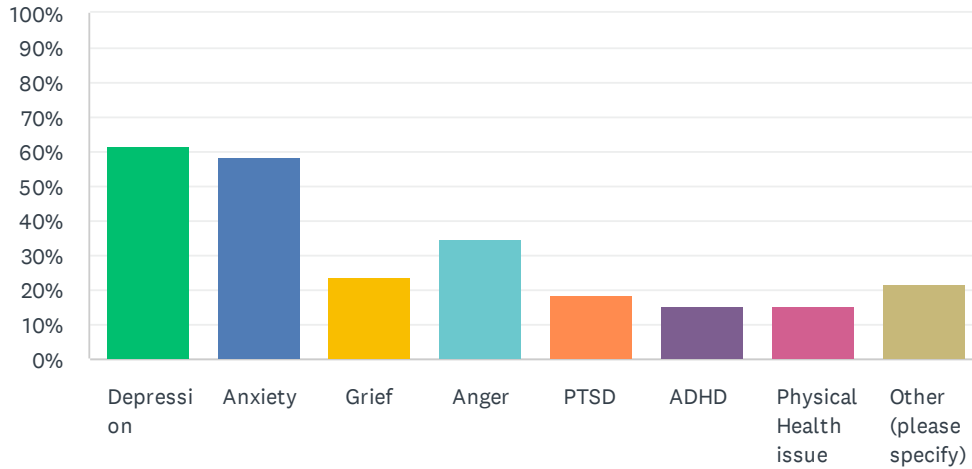


ANSWER CHOICES	RESPONSES	
1 (very low) (1)	26.92%	179
2 (somewhat low) (2)	29.92%	199
3 (neither low nor high) (3)	26.02%	173
4 (somewhat high) (4)	14.29%	95
5 (very high) (5)	2.86%	19
TOTAL		665

BASIC STATISTICS				
Minimum	Maximum	Median	Mean	Standard Deviation
1.00	5.00	2.00	2.36	1.11

Q62 Before the affair, were you struggling with any of these concerns? (Click all that apply)

Answered: 664 Skipped: 217

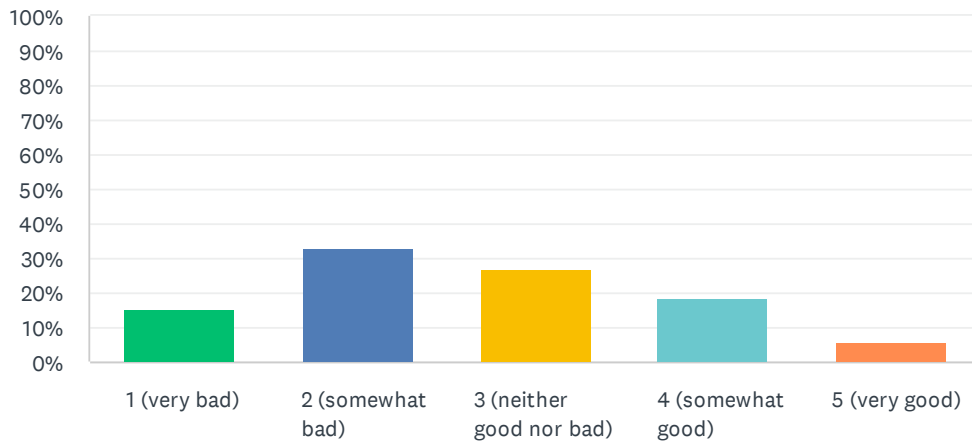


ANSWER CHOICES	RESPONSES	
Depression (1)	61.45%	408
Anxiety (2)	58.28%	387
Grief (3)	23.80%	158
Anger (4)	34.49%	229
PTSD (5)	18.37%	122
ADHD (6)	15.51%	103
Physical Health issue (7)	15.36%	102
Other (please specify) (8)	21.39%	142
Total Respondents: 664		

BASIC STATISTICS				
Minimum	Maximum	Median	Mean	Standard Deviation
1.00	8.00	3.00	3.42	2.28

Q63 Before the affair, how was your relationship with your partner?

Answered: 665 Skipped: 216

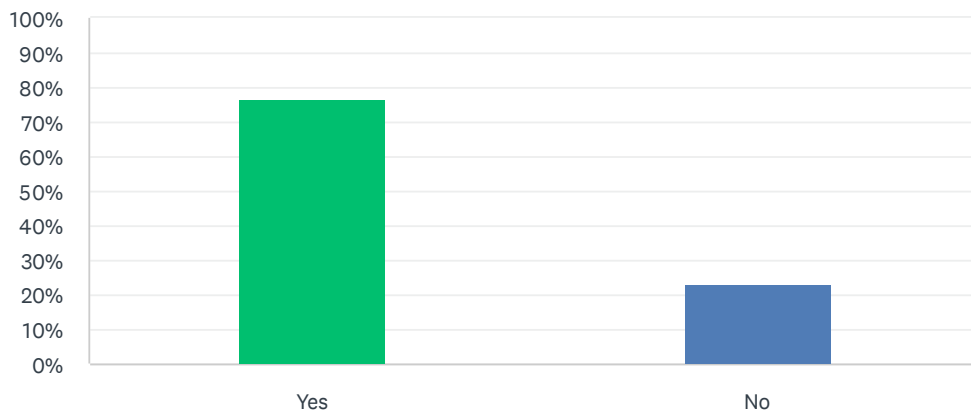


ANSWER CHOICES	RESPONSES	
1 (very bad) (1)	15.04%	100
2 (somewhat bad) (2)	33.38%	222
3 (neither good nor bad) (3)	26.92%	179
4 (somewhat good) (4)	18.65%	124
5 (very good) (5)	6.02%	40
TOTAL		665

BASIC STATISTICS				
Minimum	Maximum	Median	Mean	Standard Deviation
1.00	5.00	3.00	2.67	1.12

Q64 Before the affair, were you experiencing relationship problems?

Answered: 665 Skipped: 216

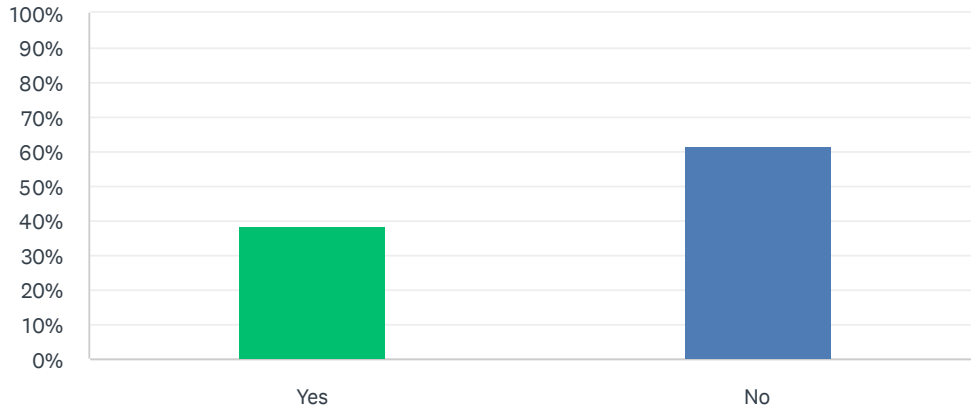


ANSWER CHOICES	RESPONSES
Yes (1)	76.99% 512
No (2)	23.01% 153
TOTAL	665

BASIC STATISTICS				
Minimum	Maximum	Median	Mean	Standard Deviation
1.00	2.00	1.00	1.23	0.42

Q65 Before the affair, did you worry that one day your partner would leave you?

Answered: 665 Skipped: 216

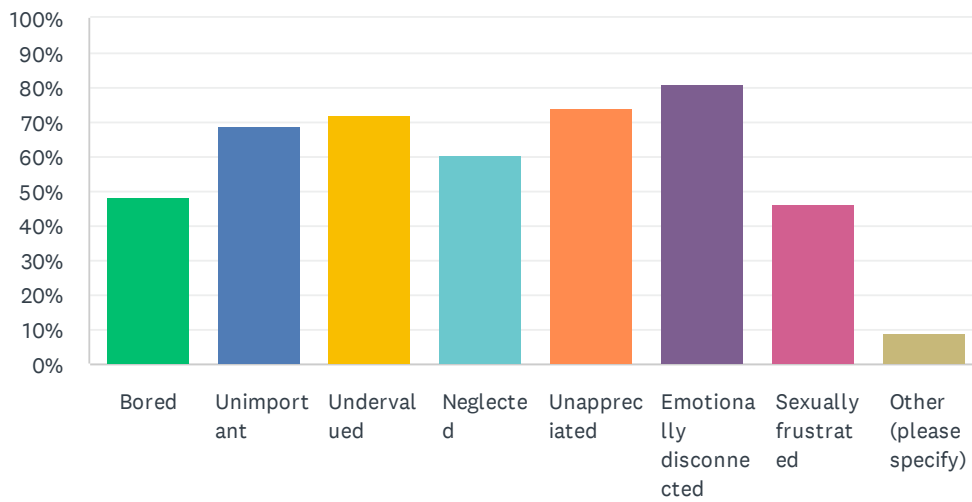


ANSWER CHOICES	RESPONSES	
Yes (1)	38.35%	255
No (2)	61.65%	410
TOTAL		665

BASIC STATISTICS				
Minimum	Maximum	Median	Mean	Standard Deviation
1.00	2.00	2.00	1.62	0.49

Q66 Which of these did you feel before the affair ? (Click all that apply)

Answered: 665 Skipped: 216

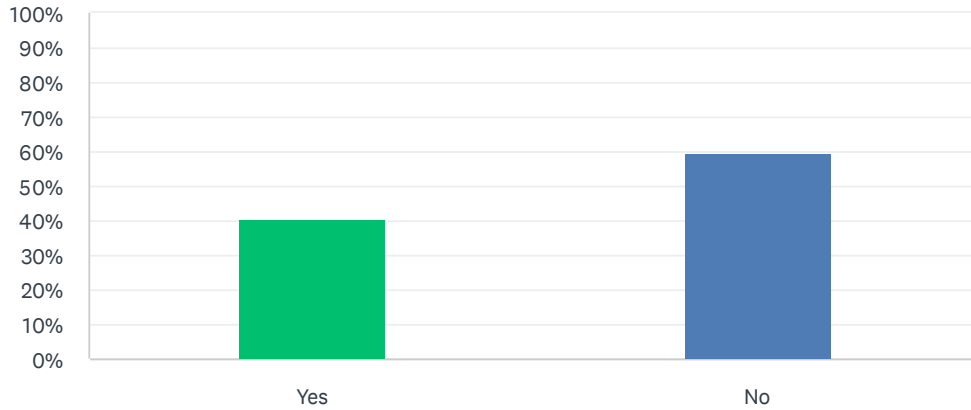


ANSWER CHOICES	RESPONSES	
Bored (1)	48.27%	321
Unimportant (2)	68.87%	458
Undervalued (3)	72.03%	479
Neglected (4)	60.75%	404
Unappreciated (5)	74.44%	495
Emotionally disconnected (6)	80.90%	538
Sexually frustrated (7)	46.47%	309
Other (please specify) (8)	9.02%	60
Total Respondents: 665		

BASIC STATISTICS				
Minimum	Maximum	Median	Mean	Standard Deviation
1.00	8.00	4.00	4.12	1.94

Q67 Was there a trauma or a trigger that caused you to reach for an affair?

Answered: 665 Skipped: 216



ANSWER CHOICES		RESPONSES	
Yes (1)		40.45%	269
No (2)		59.55%	396
TOTAL			665

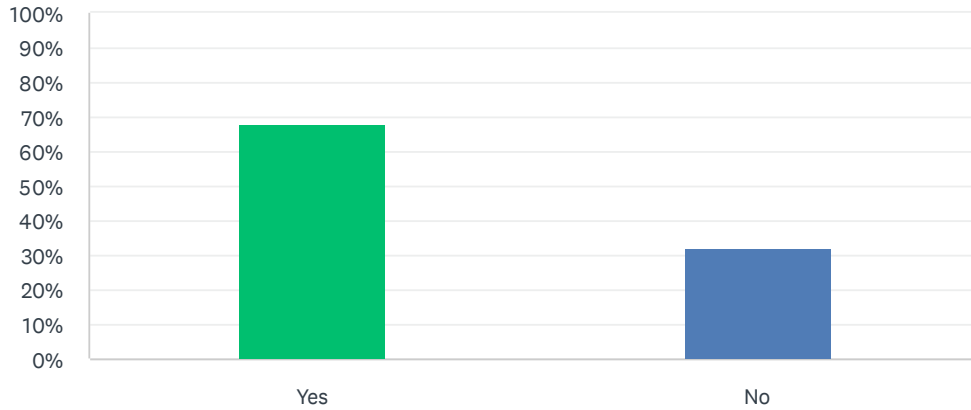
BASIC STATISTICS				
Minimum	Maximum	Median	Mean	Standard Deviation
1.00	2.00	2.00	1.60	0.49

Q68 If yes, what was that trauma or trigger? Please answer "Not applicable" if a trauma or trigger did not cause you to reach for an affair.

Answered: 665 Skipped: 216

Q69 In hindsight, did you pursue the affair to help you cope with the pain of life?

Answered: 665 Skipped: 216

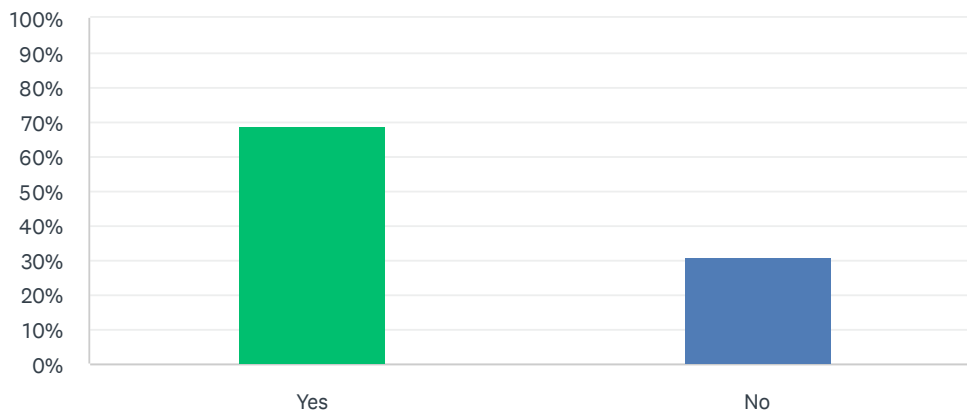


ANSWER CHOICES	RESPONSES
Yes (1)	67.97% 452
No (2)	32.03% 213
TOTAL	665

BASIC STATISTICS				
Minimum	Maximum	Median	Mean	Standard Deviation
1.00	2.00	1.00	1.32	0.47

Q70 Prior to the affair, did you avoid conflict?

Answered: 665 Skipped: 216

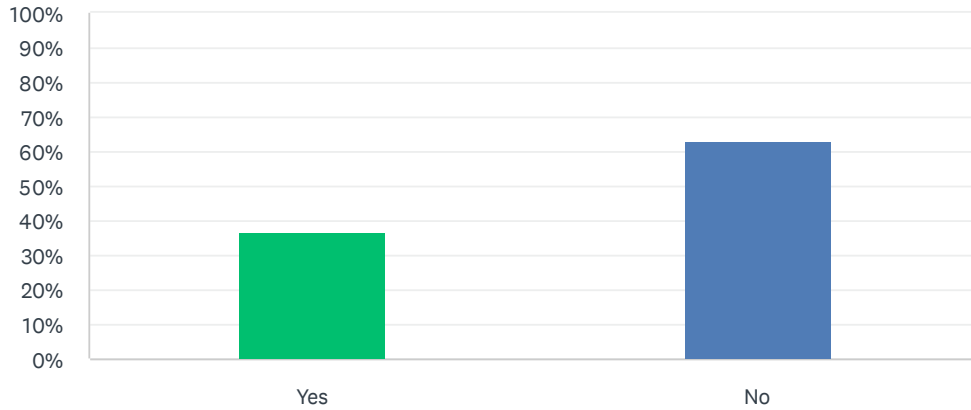


ANSWER CHOICES	RESPONSES
Yes (1)	68.72% 457
No (2)	31.28% 208
TOTAL	665

BASIC STATISTICS				
Minimum 1.00	Maximum 2.00	Median 1.00	Mean 1.31	Standard Deviation 0.46

Q71 Prior to the affair, did you rely on your partner to help you calm down and/or soothe yourself?

Answered: 665 Skipped: 216

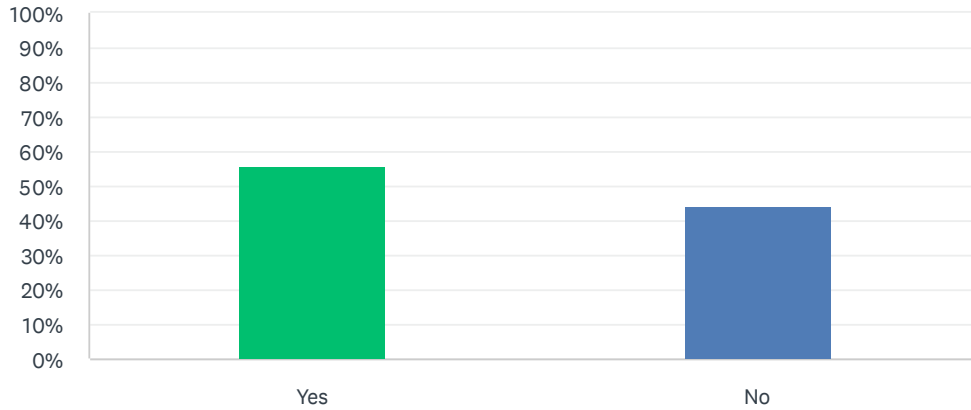


ANSWER CHOICES	RESPONSES	
Yes (1)	36.99%	246
No (2)	63.01%	419
TOTAL		665

BASIC STATISTICS				
Minimum	Maximum	Median	Mean	Standard Deviation
1.00	2.00	2.00	1.63	0.48

Q72 Do you struggle with soothing yourself and calming down when you are upset?

Answered: 665 Skipped: 216

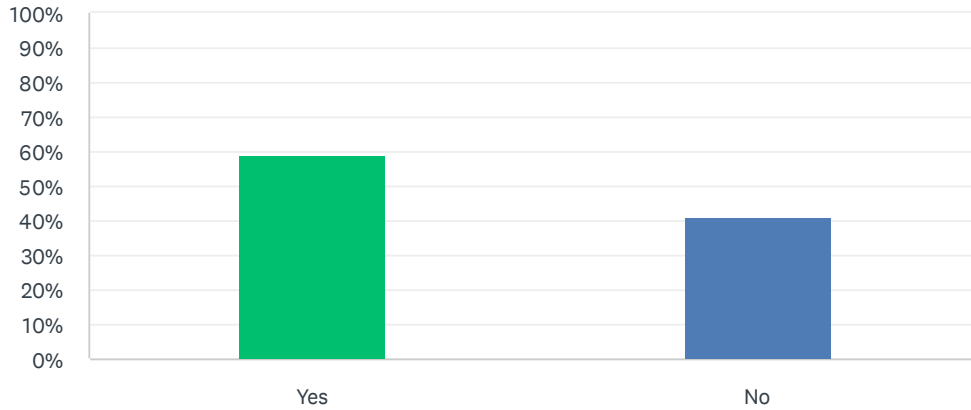


ANSWER CHOICES	RESPONSES	
Yes (1)	55.94%	372
No (2)	44.06%	293
TOTAL		665

BASIC STATISTICS				
Minimum	Maximum	Median	Mean	Standard Deviation
1.00	2.00	1.00	1.44	0.50

Q73 Prior to the affair, did you struggle with feeling inadequate or ashamed by your partner?

Answered: 665 Skipped: 216

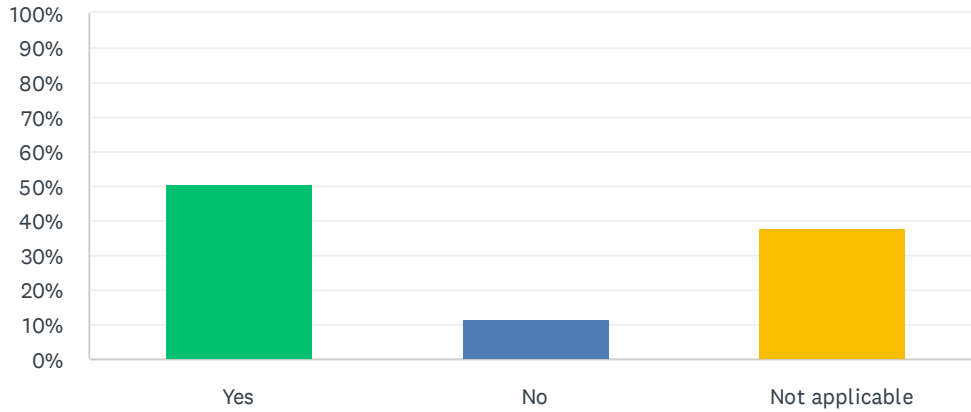


ANSWER CHOICES	RESPONSES	
Yes (1)	58.80%	391
No (2)	41.20%	274
TOTAL		665

BASIC STATISTICS				
Minimum	Maximum	Median	Mean	Standard Deviation
1.00	2.00	1.00	1.41	0.49

Q74 If yes, were you angry at your partner for making you feel inadequate or ashamed?

Answered: 664 Skipped: 217

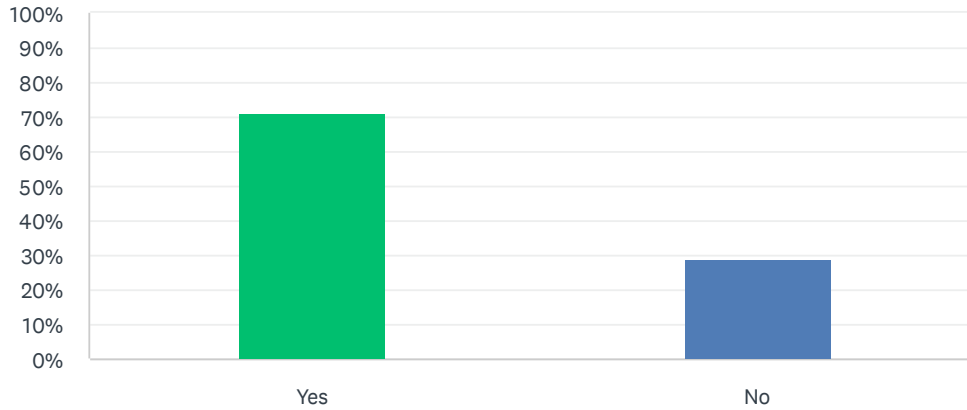


ANSWER CHOICES	RESPONSES	
Yes (1)	50.75%	337
No (2)	11.60%	77
Not applicable (3)	37.65%	250
TOTAL		664

BASIC STATISTICS				
Minimum	Maximum	Median	Mean	Standard Deviation
1.00	3.00	1.00	1.87	0.93

Q75 Prior to the affair, did you feel extra sensitive to rejection or criticism from others?

Answered: 665 Skipped: 216

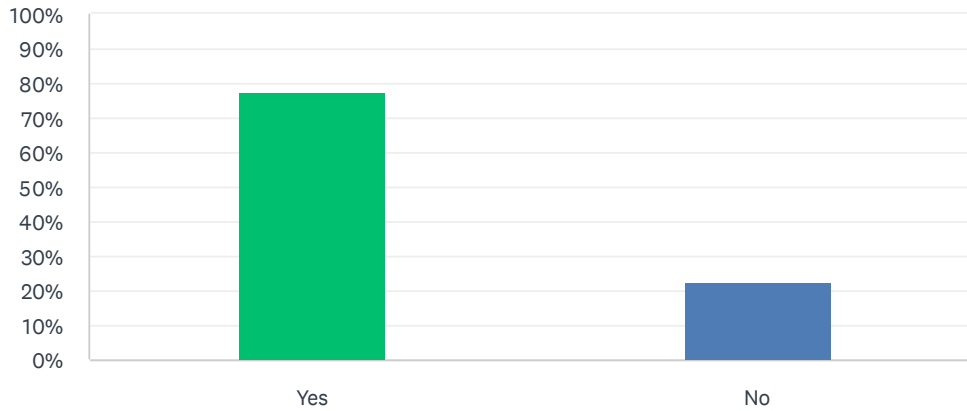


ANSWER CHOICES	RESPONSES	
Yes (1)	70.83%	471
No (2)	29.17%	194
TOTAL		665

BASIC STATISTICS				
Minimum	Maximum	Median	Mean	Standard Deviation
1.00	2.00	1.00	1.29	0.45

Q76 Did you feel that your partner should have been more supportive and appreciative of you, and instead made you feel that you weren't good enough?

Answered: 665 Skipped: 216

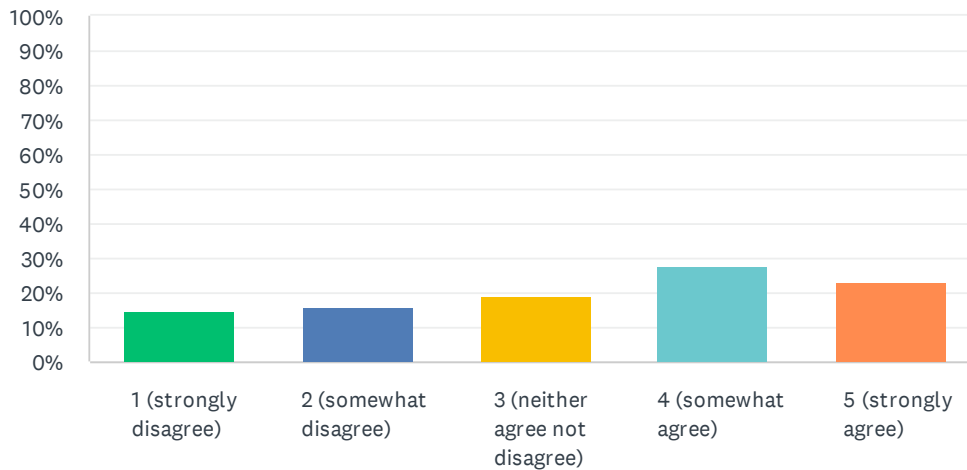


ANSWER CHOICES	RESPONSES	
Yes (1)	77.59%	516
No (2)	22.41%	149
TOTAL		665

BASIC STATISTICS				
Minimum	Maximum	Median	Mean	Standard Deviation
1.00	2.00	1.00	1.22	0.42

Q77 How strongly do you agree or disagree with this statement: "Before the affair, I was not feeling good, the relationship was strained, and then a trauma/trigger made me reach out for an affair to relive my pain."

Answered: 665 Skipped: 216

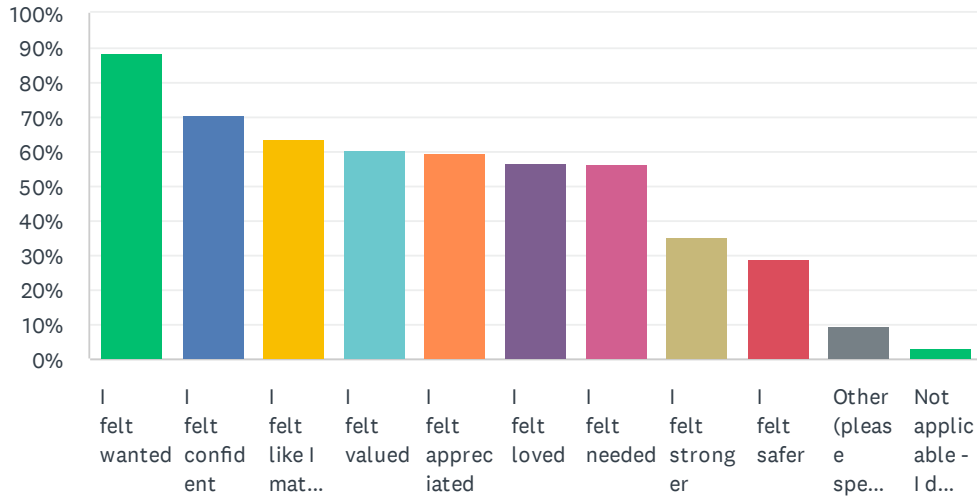


ANSWER CHOICES	RESPONSES	
1 (strongly disagree) (1)	14.59%	97
2 (somewhat disagree) (2)	15.79%	105
3 (neither agree not disagree) (3)	18.80%	125
4 (somewhat agree) (4)	27.67%	184
5 (strongly agree) (5)	23.16%	154
TOTAL		665

BASIC STATISTICS				
Minimum	Maximum	Median	Mean	Standard Deviation
1.00	5.00	4.00	3.29	1.36

Q78 What emotional benefits did you get out of the affair? (Click all that apply)

Answered: 665 Skipped: 216

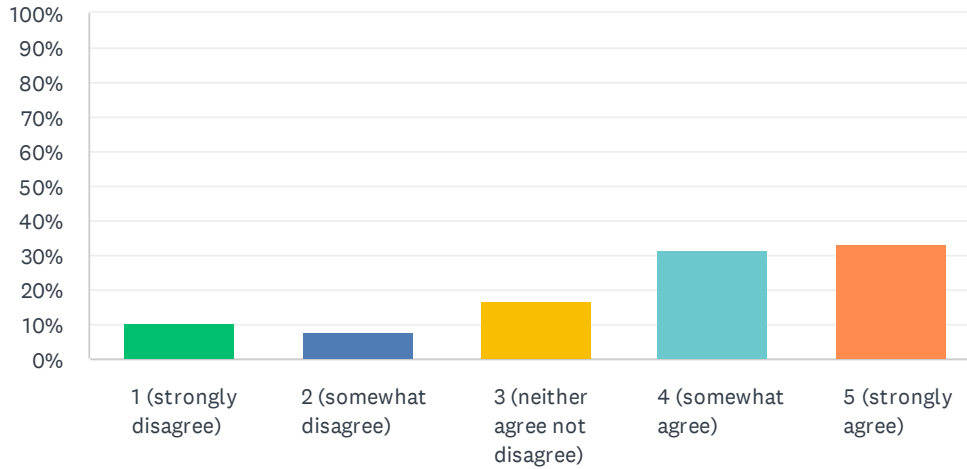


ANSWER CHOICES	RESPONSES	
I felt wanted (1)	88.42%	588
I felt confident (2)	70.38%	468
I felt like I mattered (9)	63.61%	423
I felt valued (5)	60.45%	402
I felt appreciated (6)	59.25%	394
I felt loved (7)	56.84%	378
I felt needed (8)	56.54%	376
I felt stronger (4)	35.04%	233
I felt safer (3)	28.72%	191
Other (please specify) (11)	9.32%	62
Not applicable - I did not get an emotional benefit out of the affair (10)	3.01%	20
Total Respondents: 665		

BASIC STATISTICS				
Minimum	Maximum	Median	Mean	Standard Deviation
1.00	11.00	5.00	5.02	2.88

Q79 On a scale of 1-5, how strongly do you agree with this statement: "Affairs are a painkiller."

Answered: 665 Skipped: 216

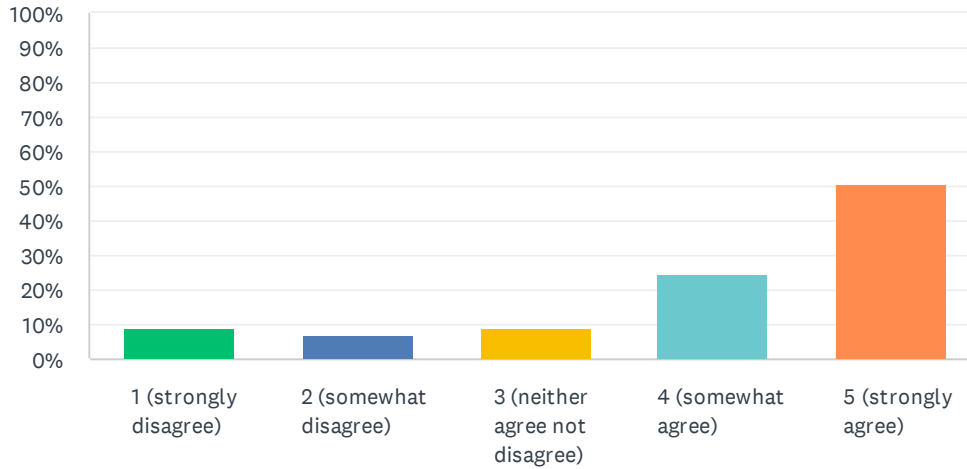


ANSWER CHOICES	RESPONSES	
1 (strongly disagree) (1)	10.38%	69
2 (somewhat disagree) (2)	8.12%	54
3 (neither agree not disagree) (3)	16.84%	112
4 (somewhat agree) (4)	31.58%	210
5 (strongly agree) (5)	33.08%	220
TOTAL		665

BASIC STATISTICS				
Minimum	Maximum	Median	Mean	Standard Deviation
1.00	5.00	4.00	3.69	1.29

Q80 On a scale of 1-5, how strongly do you agree with this statement: "Affairs are like an addiction."

Answered: 665 Skipped: 216



ANSWER CHOICES	RESPONSES	
1 (strongly disagree) (1)	9.17%	61
2 (somewhat disagree) (2)	6.62%	44
3 (neither agree not disagree) (3)	9.17%	61
4 (somewhat agree) (4)	24.51%	163
5 (strongly agree) (5)	50.53%	336
TOTAL		665

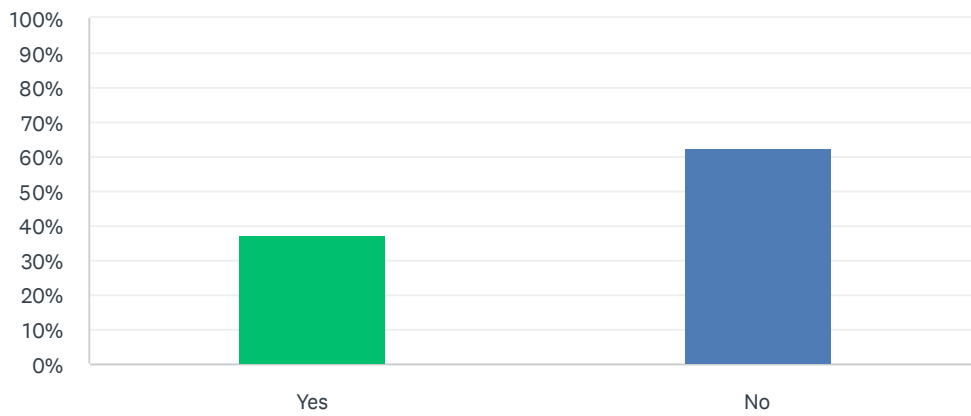
BASIC STATISTICS				
Minimum	Maximum	Median	Mean	Standard Deviation
1.00	5.00	5.00	4.01	1.30

Q81 Why do you think you had the affair?

Answered: 665 Skipped: 216

Q82 Did you look at pornography before the affair?

Answered: 664 Skipped: 217

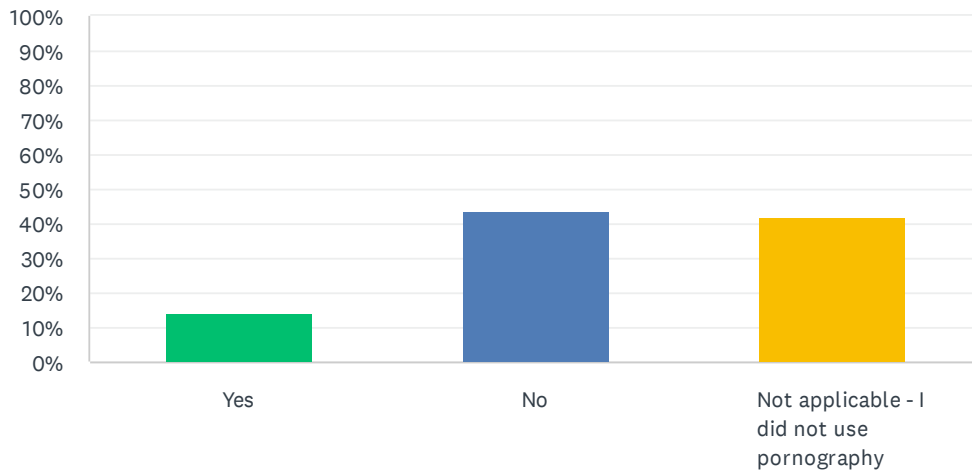


ANSWER CHOICES	RESPONSES
Yes (1)	37.35% 248
No (2)	62.65% 416
TOTAL	664

BASIC STATISTICS				
Minimum	Maximum	Median	Mean	Standard Deviation
1.00	2.00	2.00	1.63	0.48

Q83 Did your use of pornography escalate over time?

Answered: 664 Skipped: 217

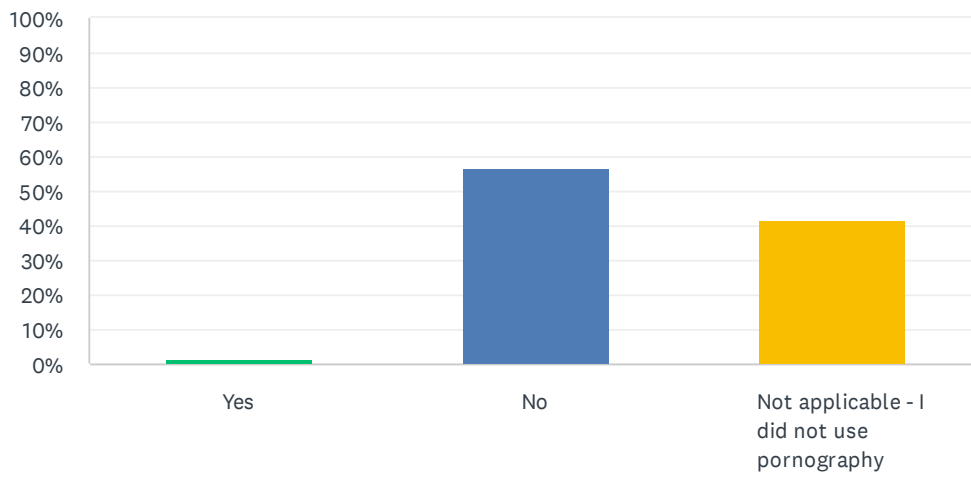


ANSWER CHOICES	RESPONSES
Yes (1)	14.46% 96
No (2)	43.67% 290
Not applicable - I did not use pornography (3)	41.87% 278
TOTAL	664

BASIC STATISTICS				
Minimum	Maximum	Median	Mean	Standard Deviation
1.00	3.00	2.00	2.27	0.70

Q84 Did looking at pornography lead you to have an affair?

Answered: 664 Skipped: 217

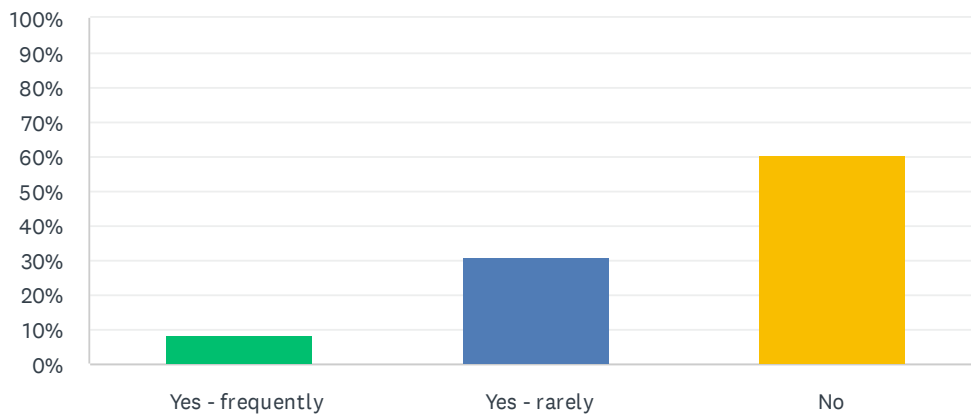


ANSWER CHOICES	RESPONSES
Yes (1)	1.66% 11
No (2)	56.93% 378
Not applicable - I did not use pornography (3)	41.42% 275
TOTAL	664

BASIC STATISTICS				
Minimum	Maximum	Median	Mean	Standard Deviation
1.00	3.00	2.00	2.40	0.52

Q85 Do you still look at pornography now (after the affair)?

Answered: 664 Skipped: 217

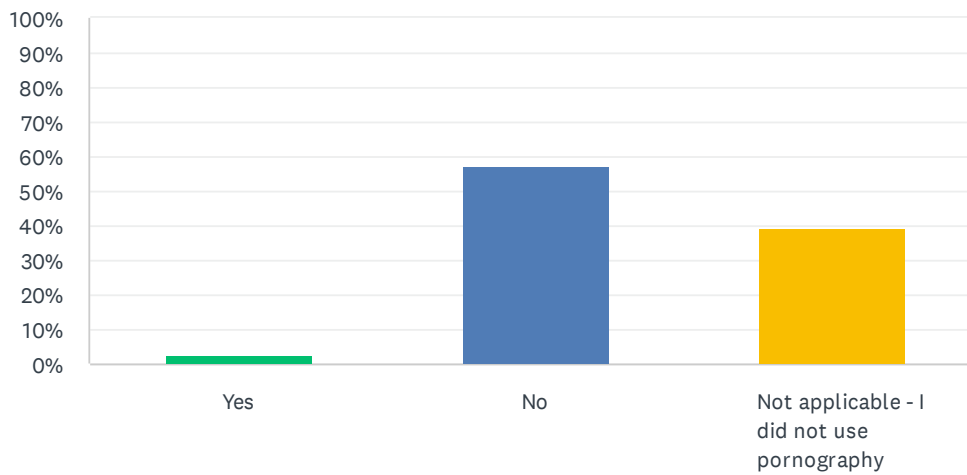


ANSWER CHOICES	RESPONSES
Yes - frequently (1)	8.43% 56
Yes - rarely (2)	31.17% 207
No (3)	60.39% 401
TOTAL	664

BASIC STATISTICS				
Minimum	Maximum	Median	Mean	Standard Deviation
1.00	3.00	3.00	2.52	0.65

Q86 Did you then or do you now have a porn addiction?

Answered: 664 Skipped: 217



ANSWER CHOICES	RESPONSES
Yes (1)	2.86% 19
No (2)	57.53% 382
Not applicable - I did not use pornography (3)	39.61% 263
TOTAL	664

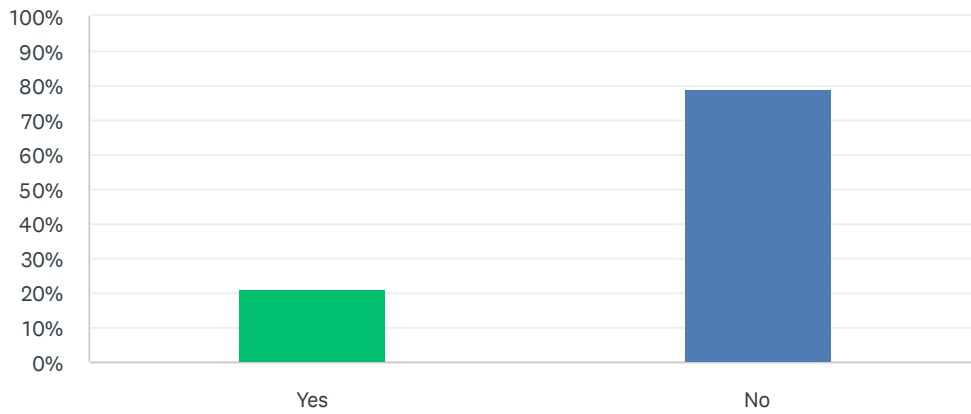
BASIC STATISTICS				
Minimum	Maximum	Median	Mean	Standard Deviation
1.00	3.00	2.00	2.37	0.54

Q87 If you looked at pornography, how do you think it contributed to your affair? Please answer "Not applicable" if you did not look at pornography.

Answered: 663 Skipped: 218

Q88 Prior to the affair, did you drink or use substances excessively?

Answered: 664 Skipped: 217

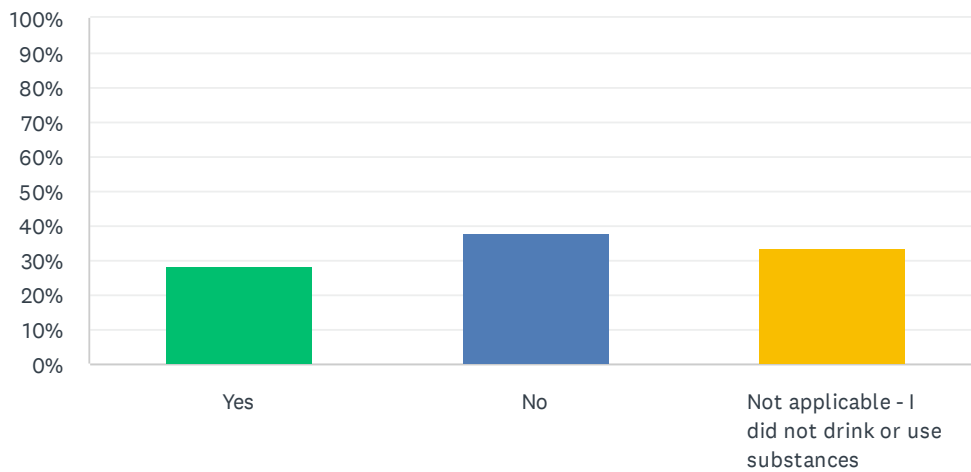


ANSWER CHOICES	RESPONSES
Yes (1)	21.08% 140
No (2)	78.92% 524
TOTAL	664

BASIC STATISTICS				
Minimum	Maximum	Median	Mean	Standard Deviation
1.00	2.00	2.00	1.79	0.41

Q89 Did your drinking/substance use increase during the affair?

Answered: 664 Skipped: 217

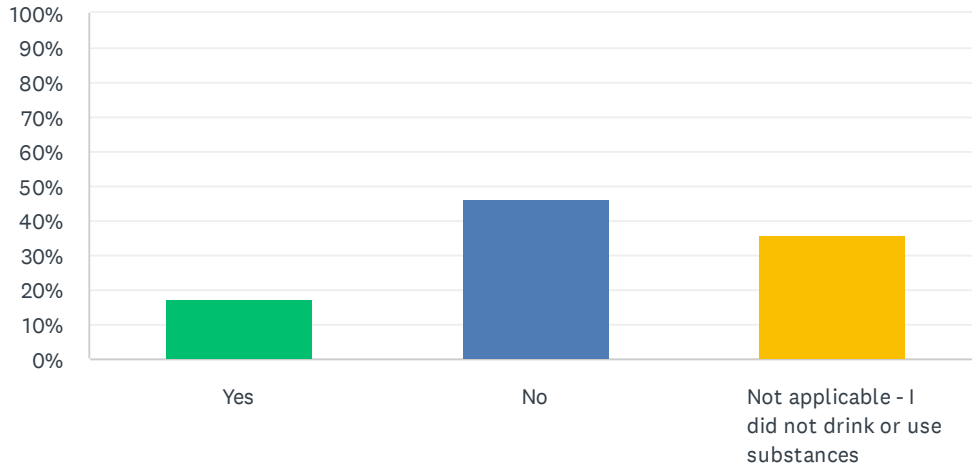


ANSWER CHOICES	RESPONSES	
Yes (1)	28.46%	189
No (2)	38.10%	253
Not applicable - I did not drink or use substances (3)	33.43%	222
TOTAL		664

BASIC STATISTICS				
Minimum	Maximum	Median	Mean	Standard Deviation
1.00	3.00	2.00	2.05	0.79

Q90 In your opinion, did your drinking/substance use contribute to the affair?

Answered: 664 Skipped: 217

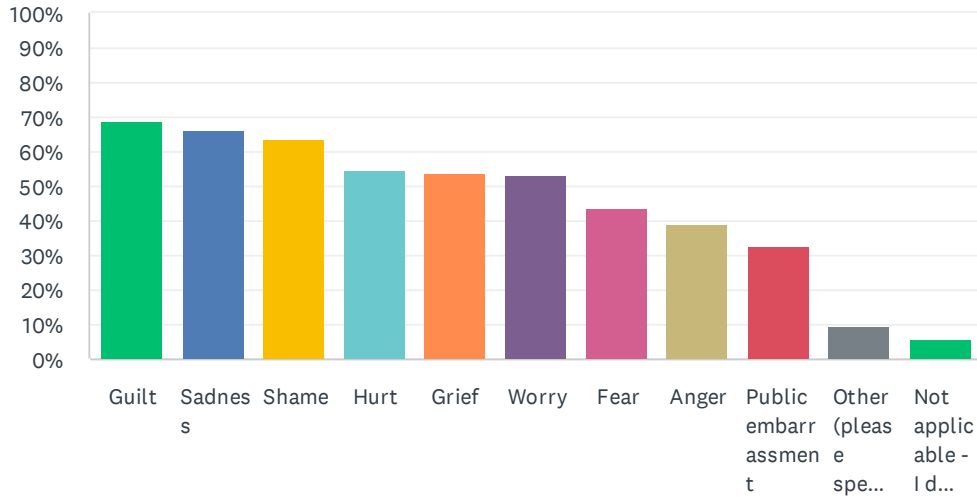


ANSWER CHOICES	RESPONSES	
Yes (1)	17.62%	117
No (2)	46.54%	309
Not applicable - I did not drink or use substances (3)	35.84%	238
TOTAL		664

BASIC STATISTICS				
Minimum	Maximum	Median	Mean	Standard Deviation
1.00	3.00	2.00	2.18	0.71

Q91 What feelings did you struggle with most as you started to heal? (Click all that apply)

Answered: 607 Skipped: 274

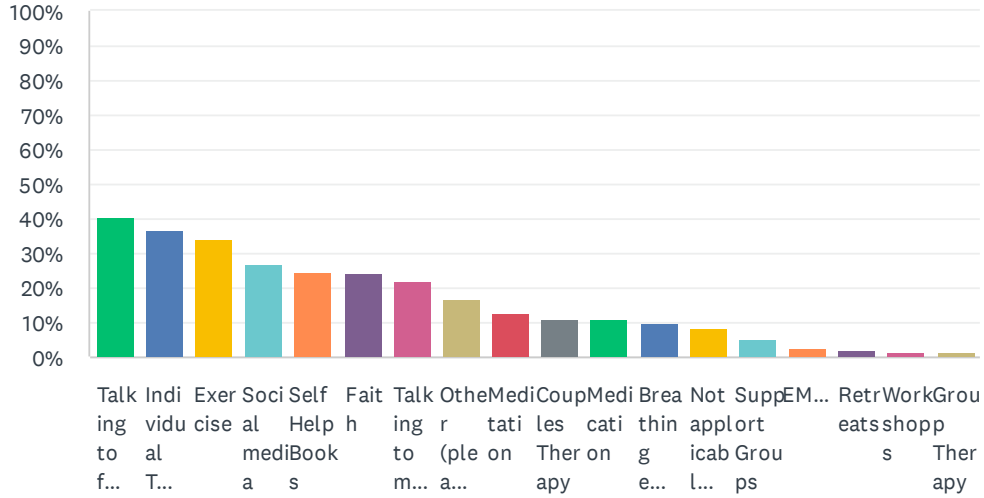


ANSWER CHOICES	RESPONSES
Guilt (4)	69.19% 420
Sadness (2)	66.23% 402
Shame (1)	63.92% 388
Hurt (8)	54.70% 332
Grief (3)	53.71% 326
Worry (9)	53.38% 324
Fear (5)	43.82% 266
Anger (7)	38.71% 235
Public embarrassment (6)	32.78% 199
Other (please specify) (11)	9.72% 59
Not applicable - I did not struggle with any feelings as I started to heal (10)	5.77% 35
Total Respondents: 607	

BASIC STATISTICS				
Minimum	Maximum	Median	Mean	Standard Deviation
1.00	11.00	4.00	4.89	2.82

Q92 What helped you cope with the pain as you healed? (Click all that apply)

Answered: 607 Skipped: 274

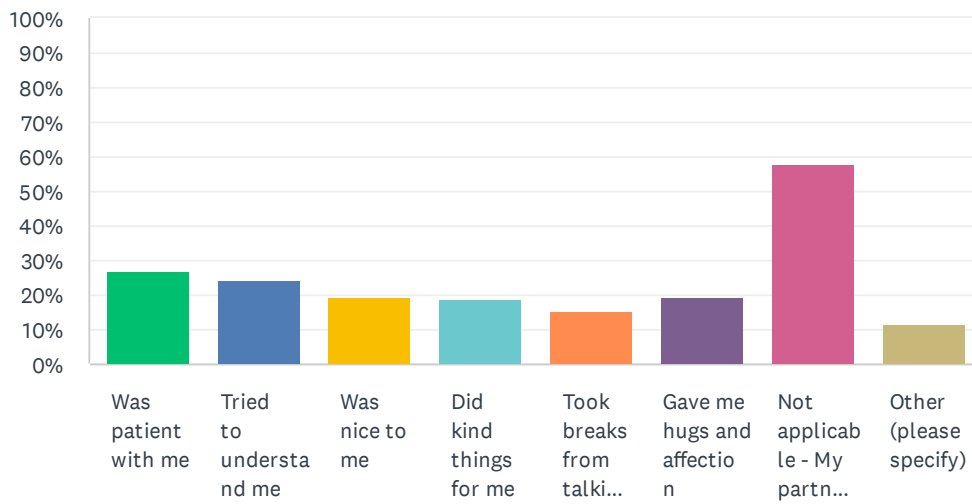


ANSWER CHOICES	RESPONSES	
Talking to friends/family (7)	40.36%	245
Individual Therapy (3)	36.74%	223
Exercise (9)	34.27%	208
Social media (16)	26.85%	163
Self Help Books (4)	24.88%	151
Faith (8)	24.22%	147
Talking to my partner (1)	22.24%	135
Other (please specify) (18)	16.80%	102
Meditation (13)	12.69%	77
Couples Therapy (2)	10.87%	66
Medication (11)	10.87%	66
Breathing exercises (12)	10.21%	62
Not applicable - I did not need to cope with pain (17)	8.57%	52
Support Groups (5)	5.11%	31
EMDR (10)	2.47%	15
Retreats (15)	2.14%	13
Workshops (14)	1.48%	9
Group Therapy (6)	1.32%	8
Total Respondents: 607		

BASIC STATISTICS				
Minimum	Maximum	Median	Mean	Standard Deviation
1.00	18.00	8.00	8.33	5.14

Q93 What did your partner do that helped you heal? (Click all that apply)

Answered: 607 Skipped: 274

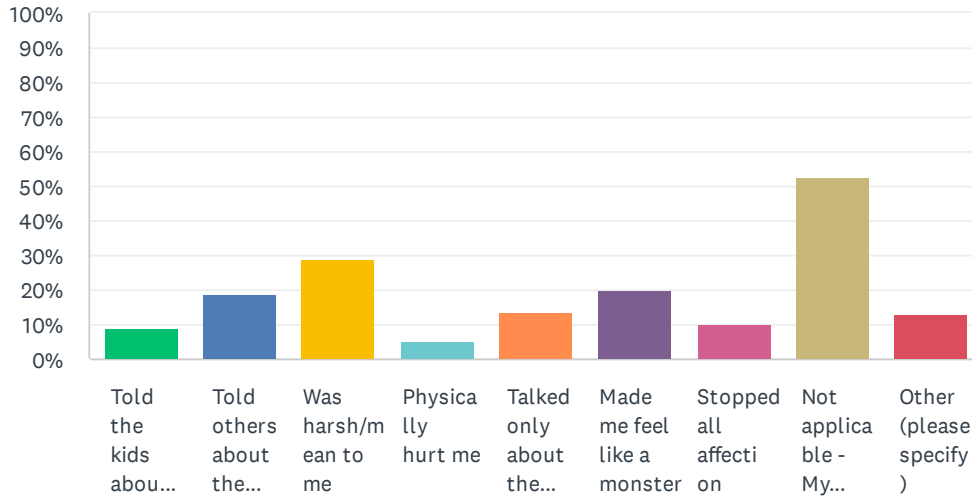


ANSWER CHOICES	RESPONSES	
Was patient with me (1)	27.02%	164
Tried to understand me (2)	24.38%	148
Was nice to me (3)	19.44%	118
Did kind things for me (4)	18.78%	114
Took breaks from talking about the affair (5)	15.32%	93
Gave me hugs and affection (6)	19.60%	119
Not applicable - My partner did not help me heal (7)	57.83%	351
Other (please specify) (8)	11.37%	69
Total Respondents: 607		

BASIC STATISTICS				
Minimum	Maximum	Median	Mean	Standard Deviation
1.00	8.00	5.00	4.64	2.36

Q94 What did your partner do that hindered or hurt your healing? (Click all that apply)

Answered: 607 Skipped: 274

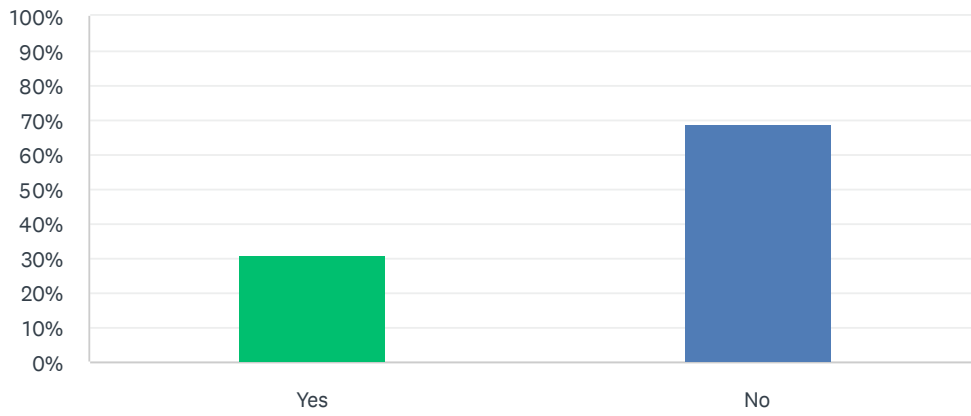


ANSWER CHOICES	RESPONSES	
Told the kids about the affair (1)	8.73%	53
Told others about the affair (2)	18.95%	115
Was harsh/mean to me (3)	28.83%	175
Physically hurt me (4)	5.27%	32
Talked only about the affair (5)	13.84%	84
Made me feel like a monster (6)	19.93%	121
Stopped all affection (7)	9.88%	60
Not applicable - My partner did not hinder or hurt my healing (8)	52.88%	321
Other (please specify) (9)	13.34%	81
Total Respondents: 607		

BASIC STATISTICS				
Minimum	Maximum	Median	Mean	Standard Deviation
1.00	9.00	6.00	5.57	2.56

Q95 Did you do counseling together?

Answered: 607 Skipped: 274

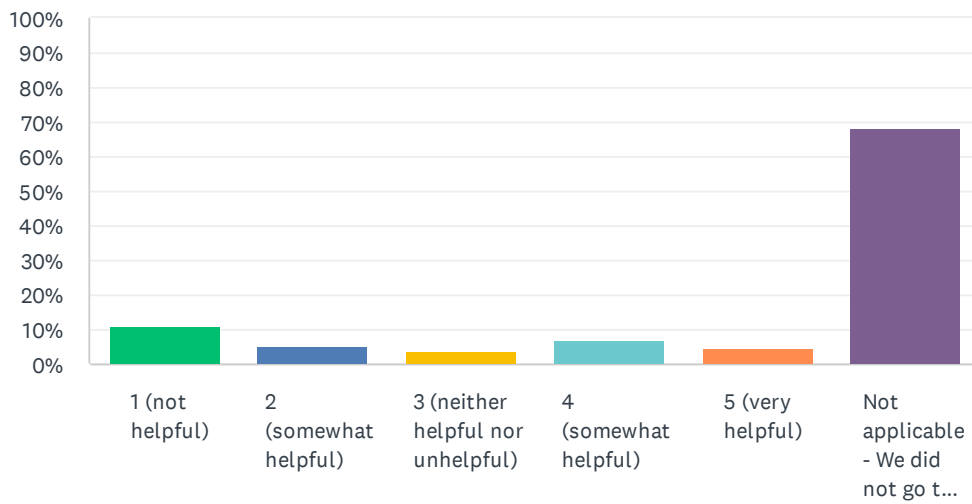


ANSWER CHOICES	RESPONSES
Yes (1)	31.14% 189
No (2)	68.86% 418
TOTAL	607

BASIC STATISTICS				
Minimum 1.00	Maximum 2.00	Median 2.00	Mean 1.69	Standard Deviation 0.46

Q96 On a scale of 1-5, how helpful was couples counseling for you?

Answered: 607 Skipped: 274



ANSWER CHOICES	RESPONSES	
1 (not helpful) (1)	11.04%	67
2 (somewhat helpful) (2)	5.44%	33
3 (neither helpful nor unhelpful) (3)	3.62%	22
4 (somewhat helpful) (4)	6.75%	41
5 (very helpful) (5)	4.78%	29
Not applicable - We did not go to couples counseling (6)	68.37%	415
TOTAL		607

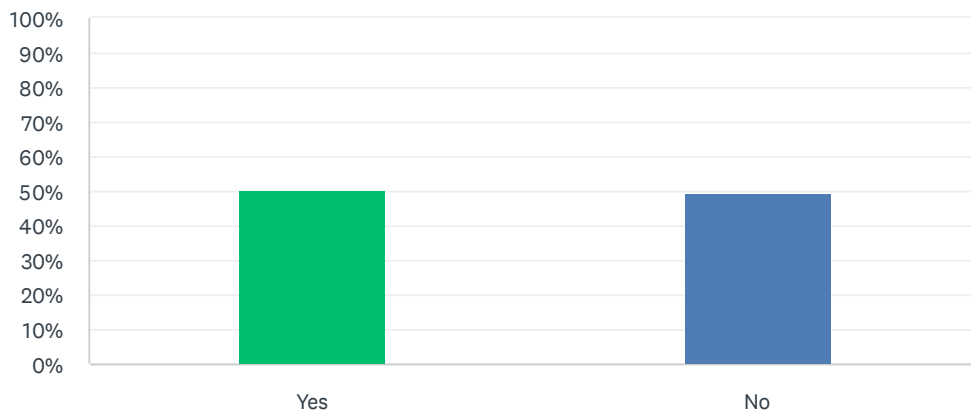
BASIC STATISTICS				
Minimum	Maximum	Median	Mean	Standard Deviation
1.00	6.00	6.00	4.94	1.77

Q97 If you felt the counseling was not helpful, why do you say so? (It's ok, we want to know!) Please answer "Not applicable" if you did not go to couples counseling.

Answered: 605 Skipped: 276

Q98 Did you do individual counseling?

Answered: 607 Skipped: 274

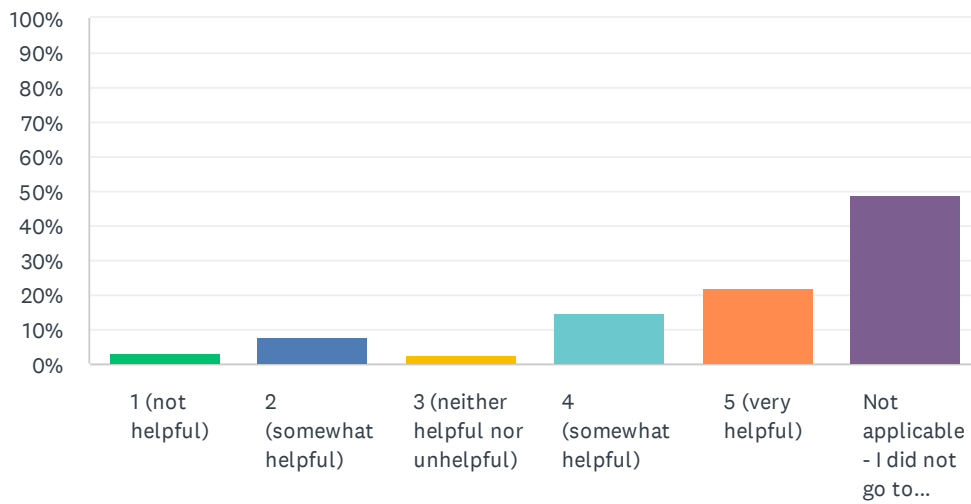


ANSWER CHOICES	RESPONSES	
Yes (1)	50.74%	308
No (2)	49.26%	299
TOTAL		607

BASIC STATISTICS				
Minimum	Maximum	Median	Mean	Standard Deviation
1.00	2.00	1.00	1.49	0.50

Q99 How helpful was individual counseling for you? (Scale 1 - 5)

Answered: 607 Skipped: 274



ANSWER CHOICES	RESPONSES
1 (not helpful) (1)	3.13% 19
2 (somewhat helpful) (2)	8.07% 49
3 (neither helpful nor unhelpful) (3)	2.80% 17
4 (somewhat helpful) (4)	14.99% 91
5 (very helpful) (5)	21.91% 133
Not applicable - I did not go to individual counseling (6)	49.09% 298
TOTAL	607

BASIC STATISTICS				
Minimum	Maximum	Median	Mean	Standard Deviation
1.00	6.00	5.00	4.92	1.40

Q100 Thinking about all of the things you did to help you heal your relationship, what one thing made the most difference?

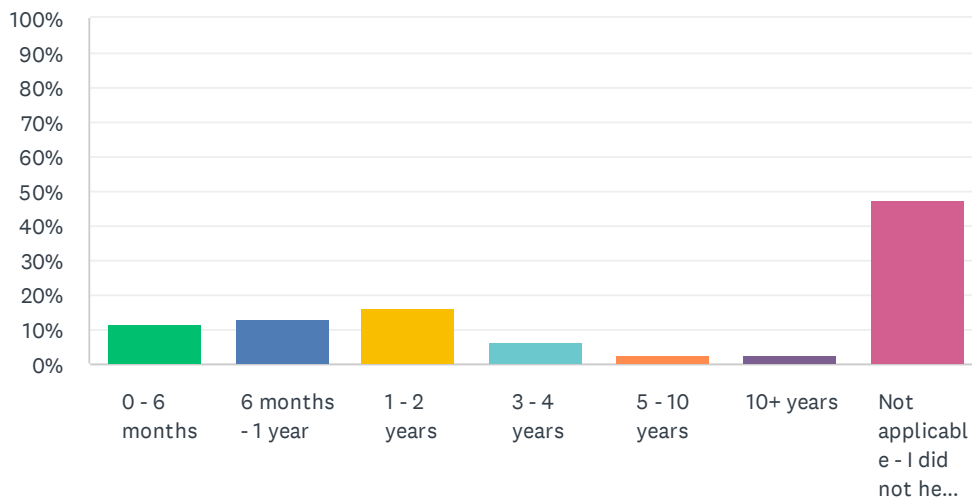
Answered: 607 Skipped: 274

Q101 What gave you hope as you were healing?

Answered: 607 Skipped: 274

Q102 How long did it take for you to heal from the affair?

Answered: 607 Skipped: 274

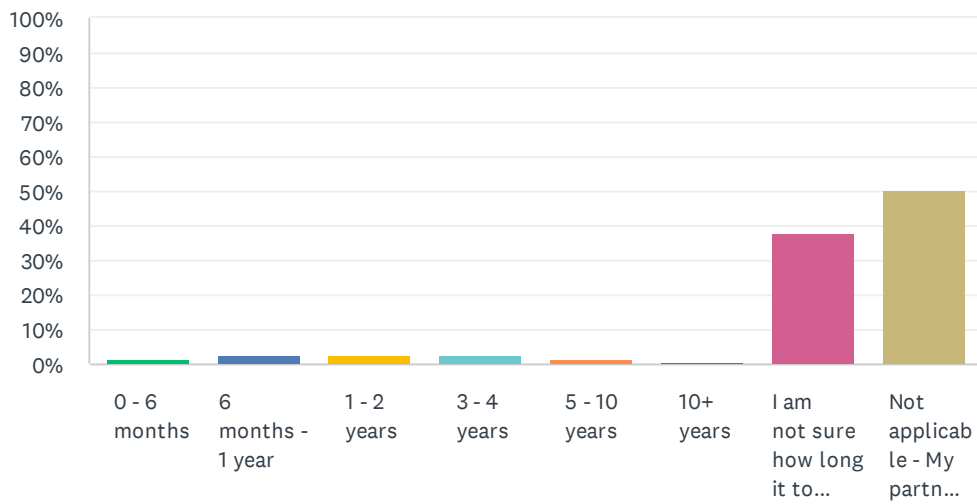


ANSWER CHOICES	RESPONSES	
0 - 6 months (1)	11.53%	70
6 months - 1 year (2)	13.34%	81
1 - 2 years (3)	16.14%	98
3 - 4 years (4)	6.10%	37
5 - 10 years (5)	2.64%	16
10+ years (6)	2.80%	17
Not applicable - I did not heal from the affair (7)	47.45%	288
TOTAL		607

BASIC STATISTICS				
Minimum	Maximum	Median	Mean	Standard Deviation
1.00	7.00	6.00	4.73	2.37

Q103 How long did it take for your partner to heal from the affair?

Answered: 607 Skipped: 274

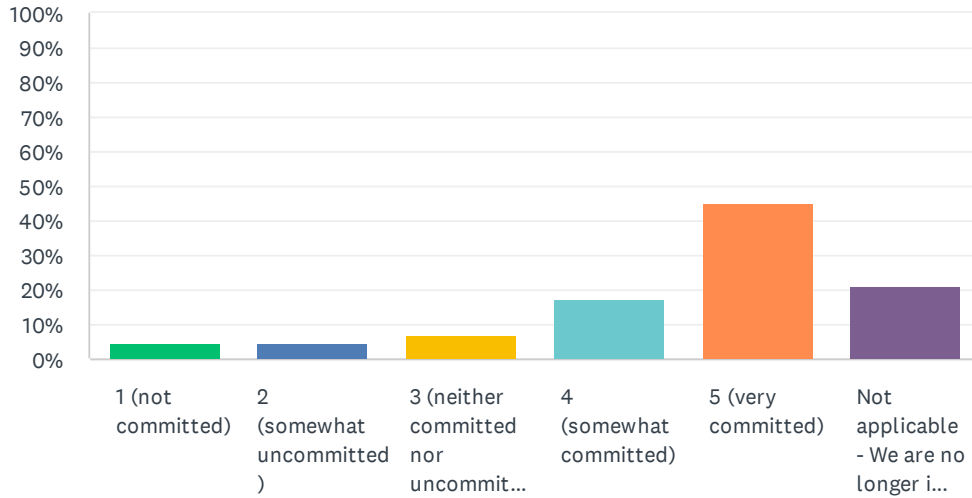


ANSWER CHOICES	RESPONSES
0 - 6 months (1)	1.65% 10
6 months - 1 year (2)	2.64% 16
1 - 2 years (3)	2.80% 17
3 - 4 years (4)	2.47% 15
5 - 10 years (5)	1.32% 8
10+ years (6)	0.33% 2
I am not sure how long it took my partner to heal from the affair (7)	38.06% 231
Not applicable - My partner did not heal from the affair (8)	50.74% 308
TOTAL	607

BASIC STATISTICS				
Minimum	Maximum	Median	Mean	Standard Deviation
1.00	8.00	8.00	7.06	1.58

Q104 How committed to your marriage/relationship are you now? (Scale 1 - 5)

Answered: 607 Skipped: 274

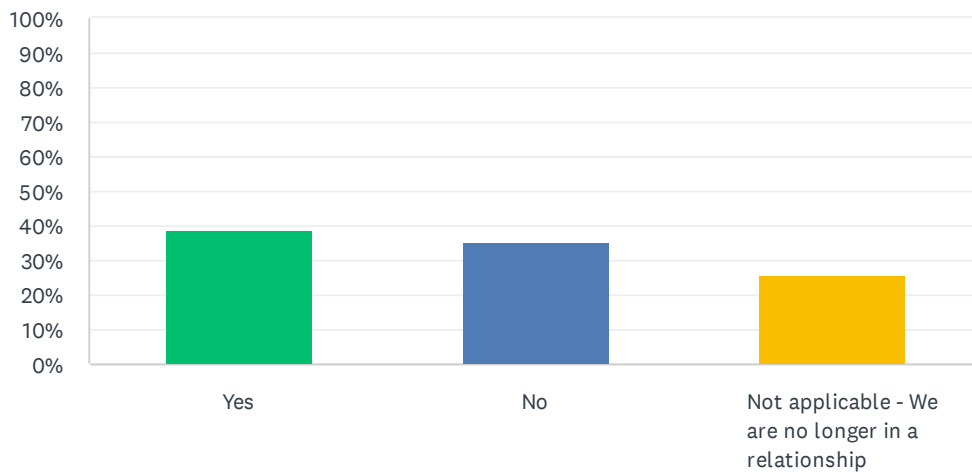


ANSWER CHOICES	RESPONSES	
1 (not committed) (1)	4.61%	28
2 (somewhat uncommitted) (2)	4.78%	29
3 (neither committed nor uncommitted) (3)	6.75%	41
4 (somewhat committed) (4)	17.63%	107
5 (very committed) (5)	45.30%	275
Not applicable - We are no longer in a relationship (6)	20.92%	127
TOTAL		607

BASIC STATISTICS				
Minimum	Maximum	Median	Mean	Standard Deviation
1.00	6.00	5.00	4.57	1.28

Q105 Do you feel your relationship is better after the affair?

Answered: 607 Skipped: 274



ANSWER CHOICES	RESPONSES	
Yes (1)	38.71%	235
No (2)	35.42%	215
Not applicable - We are no longer in a relationship (3)	25.86%	157
TOTAL		607

BASIC STATISTICS				
Minimum	Maximum	Median	Mean	Standard Deviation
1.00	3.00	2.00	1.87	0.79

Q106 What advice would you give a straying spouse/partner who wanted to heal their relationship after an affair?

Answered: 606 Skipped: 275