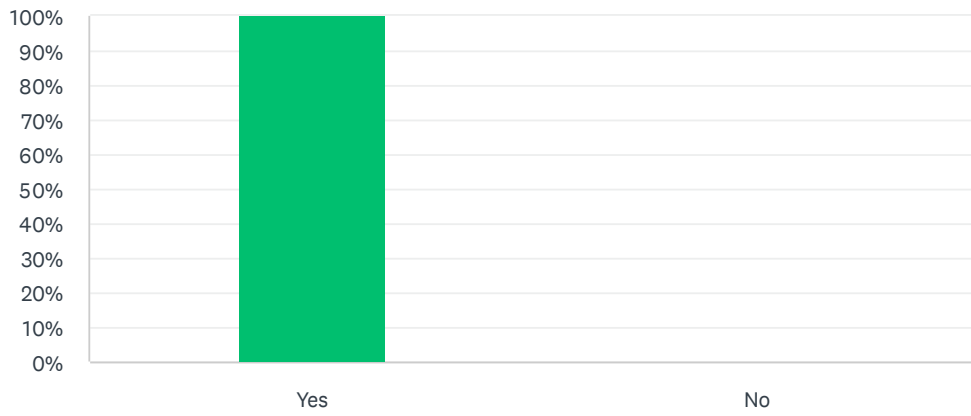


Q1 In your adult romantic relationships, have you ever had an affair?

Answered: 664 Skipped: 0

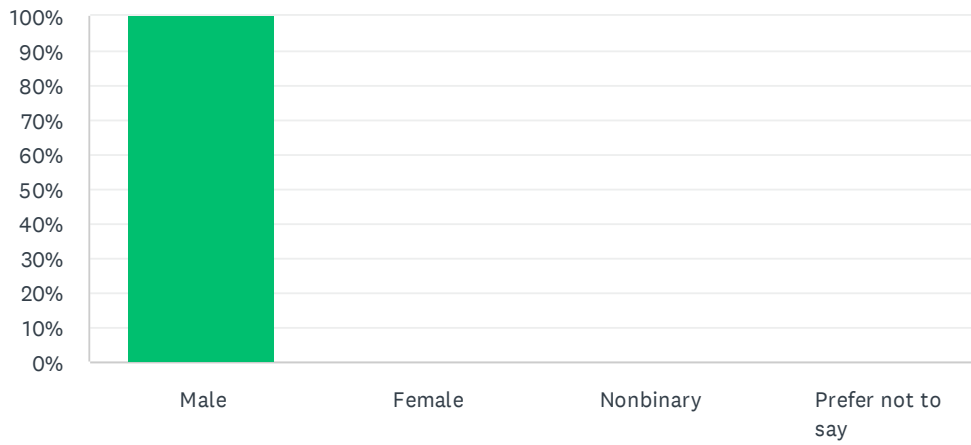


ANSWER CHOICES	RESPONSES
Yes (1)	100.00% 664
No (2)	0.00% 0
TOTAL	664

BASIC STATISTICS				
Minimum	Maximum	Median	Mean	Standard Deviation
1.00	1.00	1.00	1.00	0.00

Q2 What is your gender?

Answered: 664 Skipped: 0

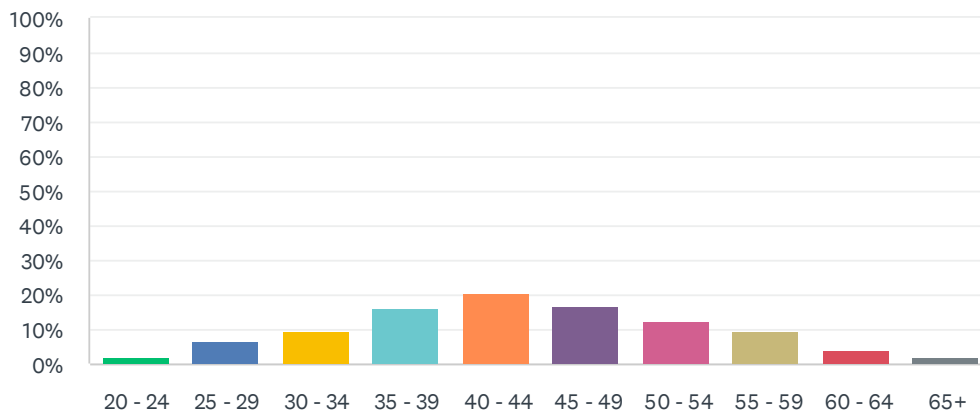


ANSWER CHOICES	RESPONSES	
Male (1)	100.00%	664
Female (2)	0.00%	0
Nonbinary (3)	0.00%	0
Prefer not to say (4)	0.00%	0
TOTAL		664

BASIC STATISTICS				
Minimum	Maximum	Median	Mean	Standard Deviation
1.00	1.00	1.00	1.00	0.00

Q3 What is your current age?

Answered: 664 Skipped: 0

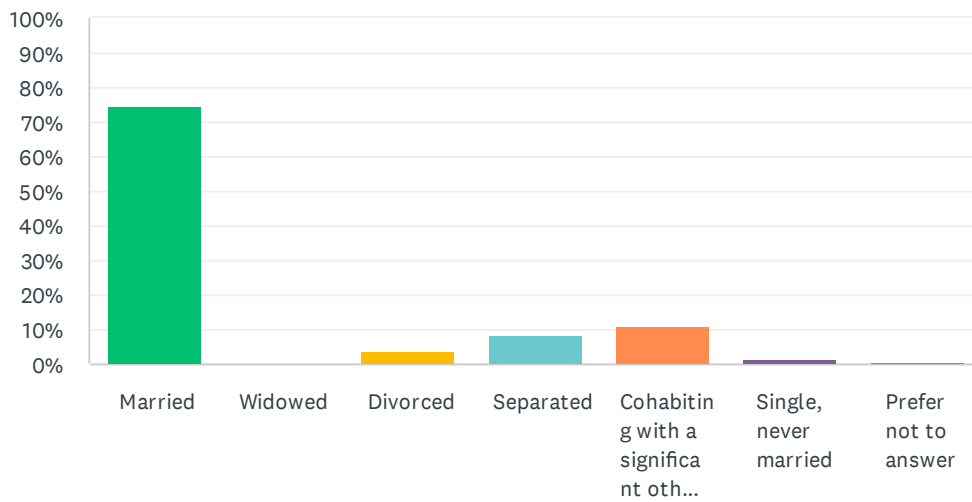


ANSWER CHOICES	RESPONSES
20 - 24 (1)	1.96% 13
25 - 29 (2)	6.63% 44
30 - 34 (3)	9.64% 64
35 - 39 (4)	16.11% 107
40 - 44 (5)	20.48% 136
45 - 49 (6)	16.72% 111
50 - 54 (7)	12.50% 83
55 - 59 (8)	9.49% 63
60 - 64 (9)	4.22% 28
65+ (10)	2.26% 15
TOTAL	664

BASIC STATISTICS				
Minimum	Maximum	Median	Mean	Standard Deviation
1.00	10.00	5.00	5.35	2.02

Q4 Which of the following best describes your current relationship status?

Answered: 664 Skipped: 0

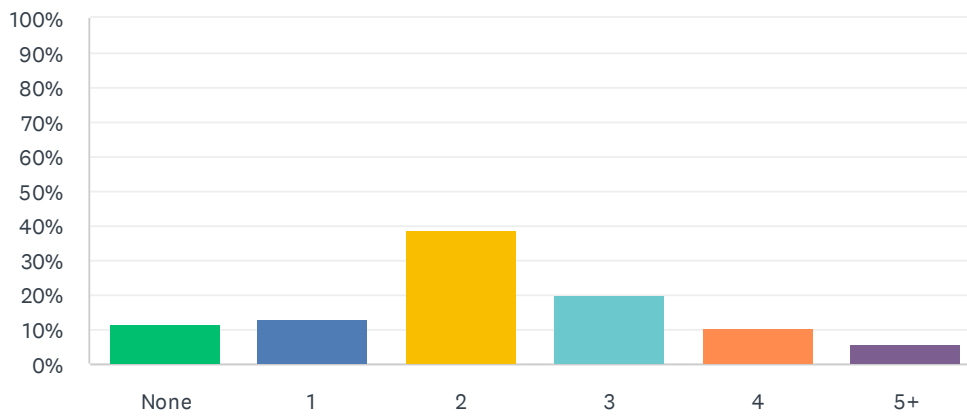


ANSWER CHOICES	RESPONSES	
Married (1)	74.55%	495
Widowed (2)	0.00%	0
Divorced (3)	3.92%	26
Separated (4)	8.43%	56
Cohabiting with a significant other or in a domestic partnership (5)	11.14%	74
Single, never married (6)	1.51%	10
Prefer not to answer (7)	0.45%	3
TOTAL		664

BASIC STATISTICS				
Minimum	Maximum	Median	Mean	Standard Deviation
1.00	7.00	1.00	1.88	1.57

Q5 How many children do you have?

Answered: 664 Skipped: 0

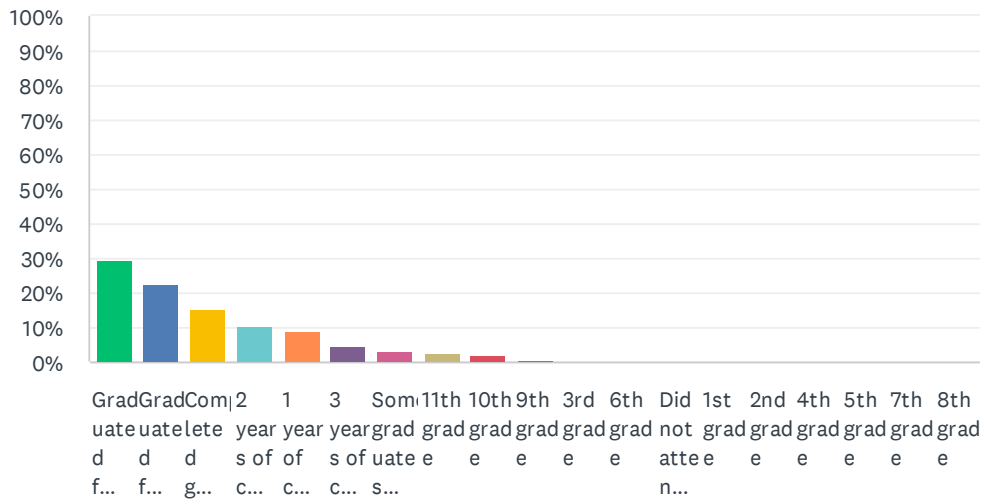


ANSWER CHOICES	RESPONSES
None (1)	11.60% 77
1 (2)	13.25% 88
2 (3)	38.86% 258
3 (4)	20.18% 134
4 (5)	10.39% 69
5+ (6)	5.72% 38
TOTAL	664

BASIC STATISTICS				
Minimum	Maximum	Median	Mean	Standard Deviation
1.00	6.00	3.00	3.22	1.30

Q6 What is the highest level of education you have completed?

Answered: 664 Skipped: 0

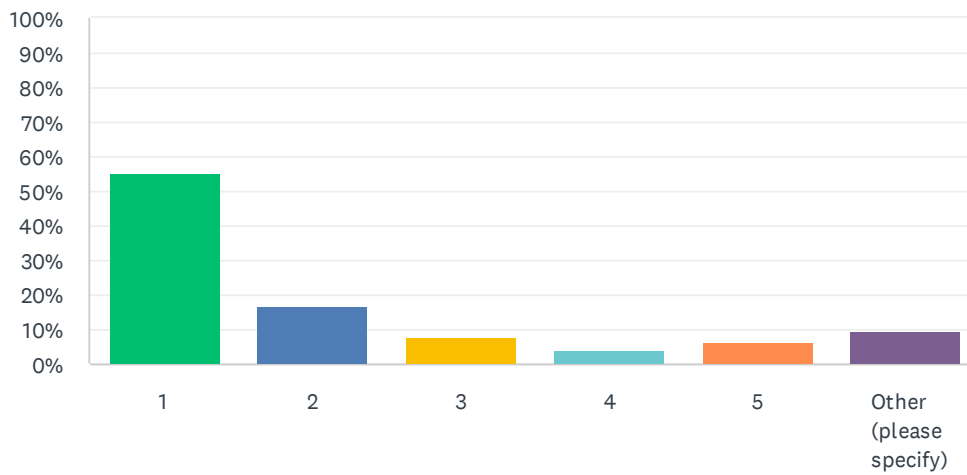


ANSWER CHOICES	RESPONSES	
Graduated from college (17)	29.22%	194
Graduated from high school (13)	22.59%	150
Completed graduate school (19)	15.36%	102
2 years of college (15)	10.39%	69
1 year of college (14)	9.04%	60
3 years of college (16)	4.82%	32
Some graduate school (18)	3.16%	21
11th grade (12)	2.41%	16
10th grade (11)	1.96%	13
9th grade (10)	0.75%	5
3rd grade (4)	0.15%	1
6th grade (7)	0.15%	1
Did not attend school (1)	0.00%	0
1st grade (2)	0.00%	0
2nd grade (3)	0.00%	0
4th grade (5)	0.00%	0
5th grade (6)	0.00%	0
7th grade (8)	0.00%	0
8th grade (9)	0.00%	0
TOTAL		664

BASIC STATISTICS				
Minimum	Maximum	Median	Mean	Standard Deviation
4.00	19.00	16.00	15.58	2.37

Q7 How many affairs have you had?

Answered: 588 Skipped: 76

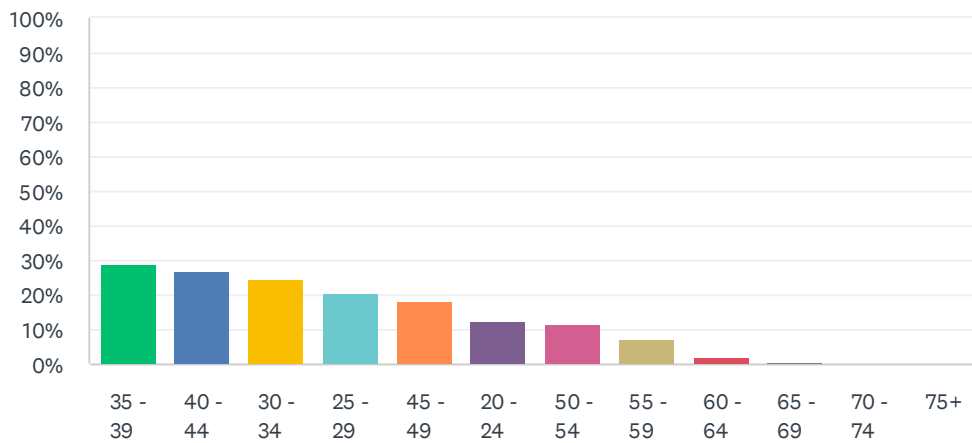


ANSWER CHOICES	RESPONSES	
1 (1)	55.44%	326
2 (2)	16.67%	98
3 (3)	7.82%	46
4 (4)	4.42%	26
5 (5)	6.12%	36
Other (please specify) (6)	9.52%	56
TOTAL		588

BASIC STATISTICS				
Minimum	Maximum	Median	Mean	Standard Deviation
1.00	6.00	1.00	2.18	1.69

Q8 What age were you when you had an affair? (Choose all that apply)

Answered: 588 Skipped: 76

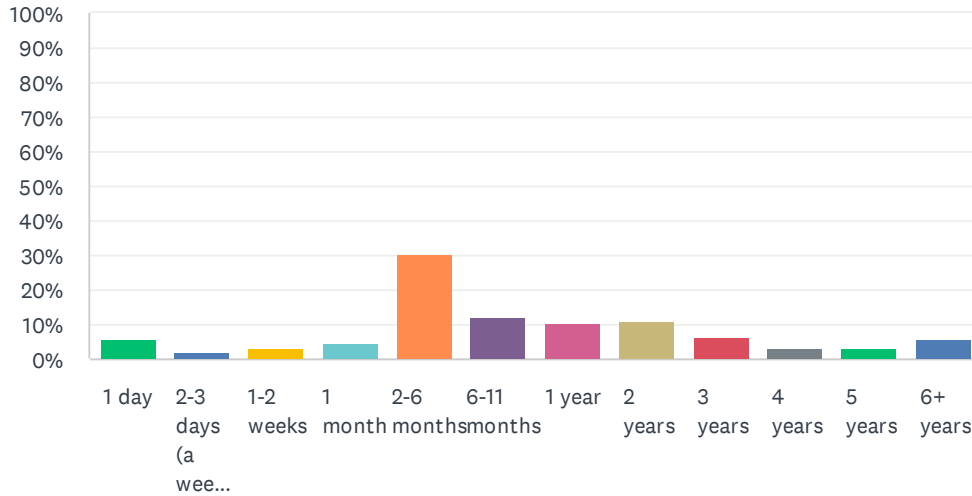


ANSWER CHOICES	RESPONSES
35 - 39 (4)	29.08% 171
40 - 44 (5)	27.04% 159
30 - 34 (3)	24.83% 146
25 - 29 (2)	20.58% 121
45 - 49 (6)	18.54% 109
20 - 24 (1)	12.59% 74
50 - 54 (7)	11.56% 68
55 - 59 (8)	7.31% 43
60 - 64 (9)	1.87% 11
65 - 69 (10)	0.34% 2
70 - 74 (11)	0.17% 1
75+ (12)	0.17% 1
Total Respondents: 588	

BASIC STATISTICS				
Minimum	Maximum	Median	Mean	Standard Deviation
1.00	12.00	4.00	4.25	1.99

Q9 How long did the affair last? (If you had more than 1, please think about your most significant affair.)

Answered: 588 Skipped: 76

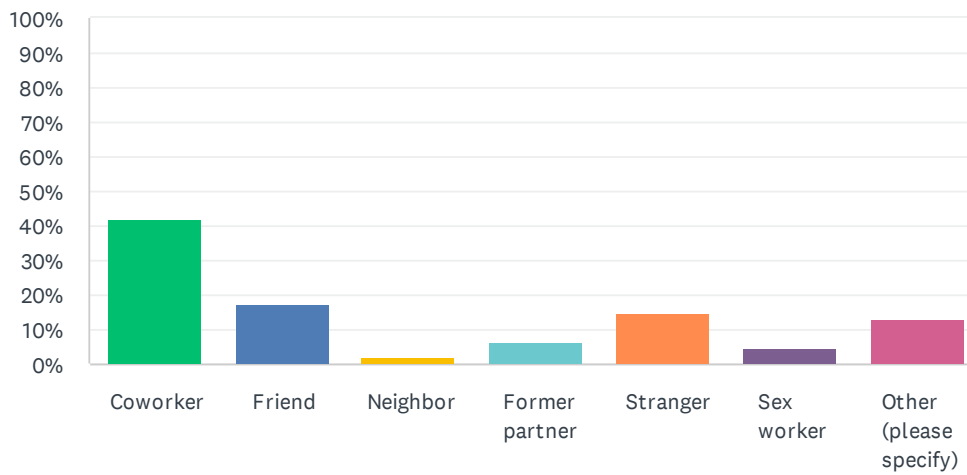


ANSWER CHOICES	RESPONSES	
1 day (1)	5.95%	35
2-3 days (a weekend) (2)	2.04%	12
1-2 weeks (3)	3.40%	20
1 month (4)	4.93%	29
2-6 months (5)	30.44%	179
6-11 months (6)	12.24%	72
1 year (7)	10.71%	63
2 years (8)	11.22%	66
3 years (9)	6.46%	38
4 years (10)	3.40%	20
5 years (11)	3.40%	20
6+ years (12)	5.78%	34
TOTAL		588

BASIC STATISTICS				
Minimum	Maximum	Median	Mean	Standard Deviation
1.00	12.00	6.00	6.29	2.67

Q10 Who was your affair partner (AP)?

Answered: 588 Skipped: 76

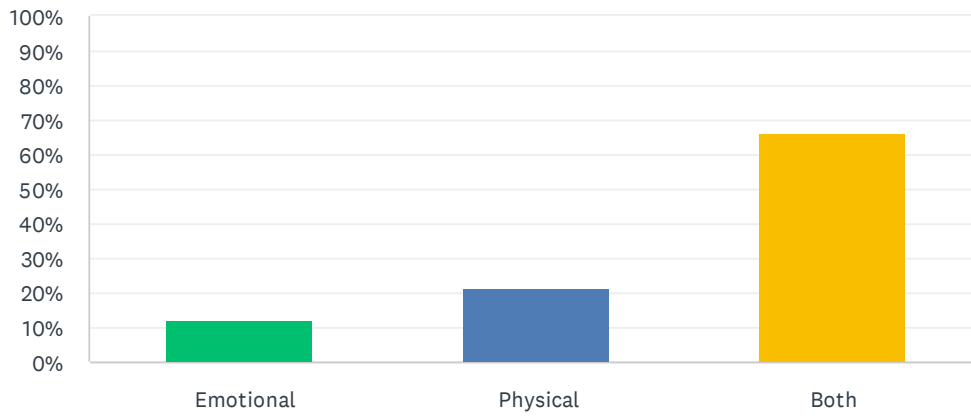


ANSWER CHOICES	RESPONSES
Coworker (1)	42.01% 247
Friend (2)	17.35% 102
Neighbor (3)	1.87% 11
Former partner (4)	6.12% 36
Stranger (5)	14.80% 87
Sex worker (6)	4.59% 27
Other (please specify) (7)	13.27% 78
TOTAL	588

BASIC STATISTICS				
Minimum	Maximum	Median	Mean	Standard Deviation
1.00	7.00	2.00	3.01	2.25

Q11 Was the affair emotional, physical, or both?

Answered: 588 Skipped: 76

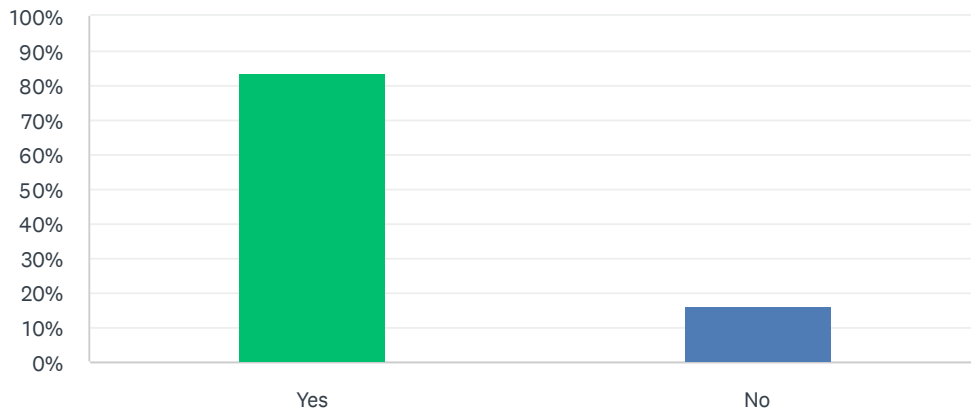


ANSWER CHOICES	RESPONSES	
Emotional (1)	12.07%	71
Physical (2)	21.43%	126
Both (3)	66.50%	391
TOTAL		588

BASIC STATISTICS				
Minimum	Maximum	Median	Mean	Standard Deviation
1.00	3.00	3.00	2.54	0.70

Q12 Did your affair include sex?

Answered: 588 Skipped: 76

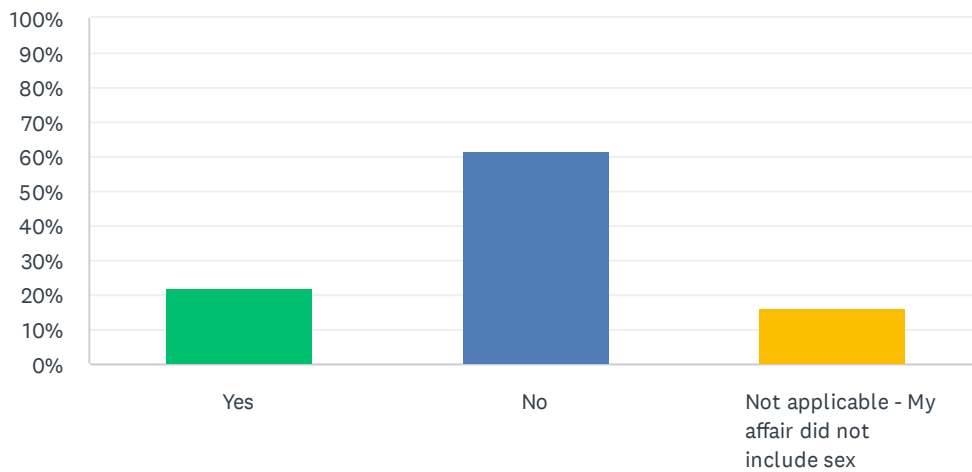


ANSWER CHOICES	RESPONSES
Yes (1)	83.84% 493
No (2)	16.16% 95
TOTAL	588

BASIC STATISTICS				
Minimum	Maximum	Median	Mean	Standard Deviation
1.00	2.00	1.00	1.16	0.37

Q13 If so, did you practice safe sex (use a condom)?

Answered: 588 Skipped: 76

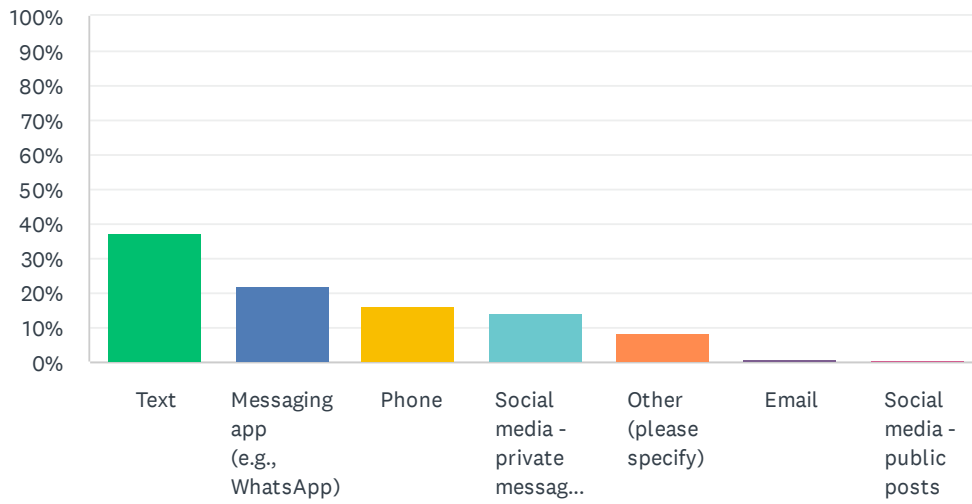


ANSWER CHOICES	RESPONSES	
Yes (1)	21.94%	129
No (2)	61.73%	363
Not applicable - My affair did not include sex (3)	16.33%	96
TOTAL		588

BASIC STATISTICS				
Minimum	Maximum	Median	Mean	Standard Deviation
1.00	3.00	2.00	1.94	0.62

Q14 How did you primarily communicate with your AP?

Answered: 588 Skipped: 76

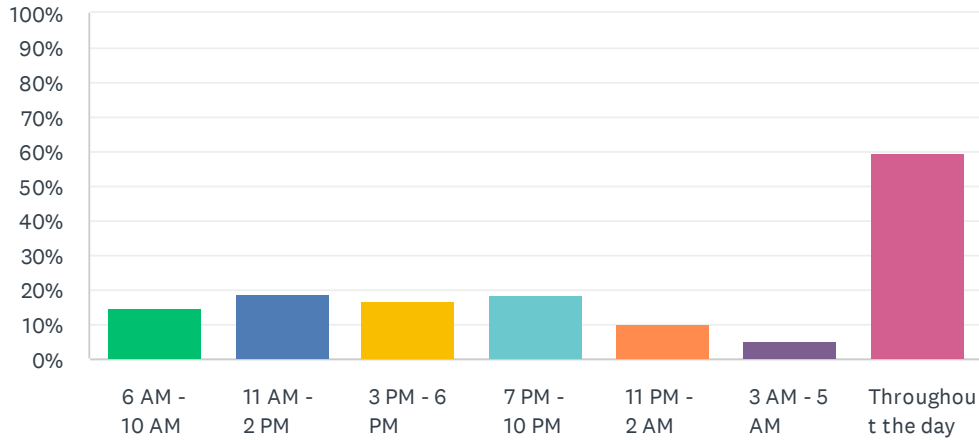


ANSWER CHOICES	RESPONSES	
Text (2)	37.24%	219
Messaging app (e.g., WhatsApp) (4)	21.94%	129
Phone (1)	16.33%	96
Social media - private messages (DMs) (6)	14.46%	85
Other (please specify) (7)	8.50%	50
Email (3)	1.02%	6
Social media - public posts (5)	0.51%	3
TOTAL		588

BASIC STATISTICS				
Minimum	Maximum	Median	Mean	Standard Deviation
1.00	7.00	2.00	3.30	1.96

Q15 What time of day would you most often communicate with your AP? (Click all that apply)

Answered: 588 Skipped: 76

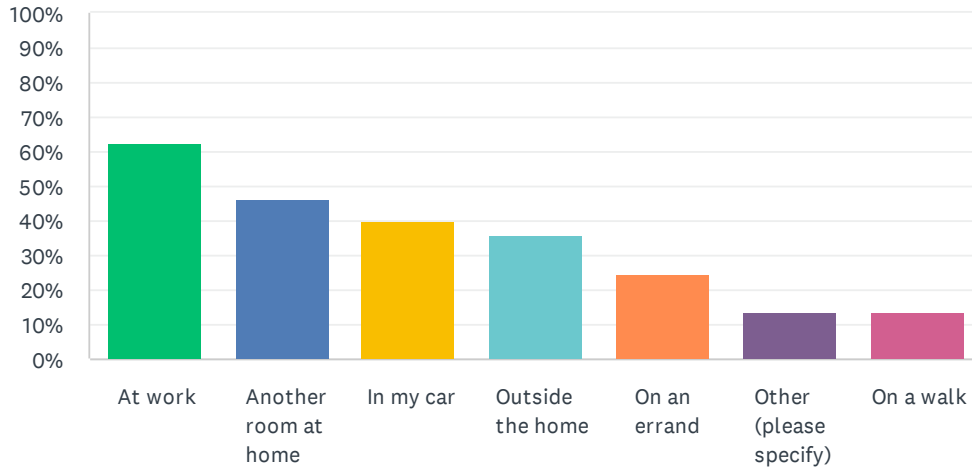


ANSWER CHOICES	RESPONSES
6 AM - 10 AM (1)	14.63% 86
11 AM - 2 PM (2)	19.05% 112
3 PM - 6 PM (3)	17.01% 100
7 PM - 10 PM (4)	18.54% 109
11 PM - 2 AM (5)	10.20% 60
3 AM - 5 AM (6)	5.44% 32
Throughout the day (7)	59.35% 349
Total Respondents: 588	

BASIC STATISTICS				
Minimum	Maximum	Median	Mean	Standard Deviation
1.00	7.00	5.00	4.69	2.24

Q16 Where would you go to communicate with your AP? (Click all that apply)

Answered: 588 Skipped: 76

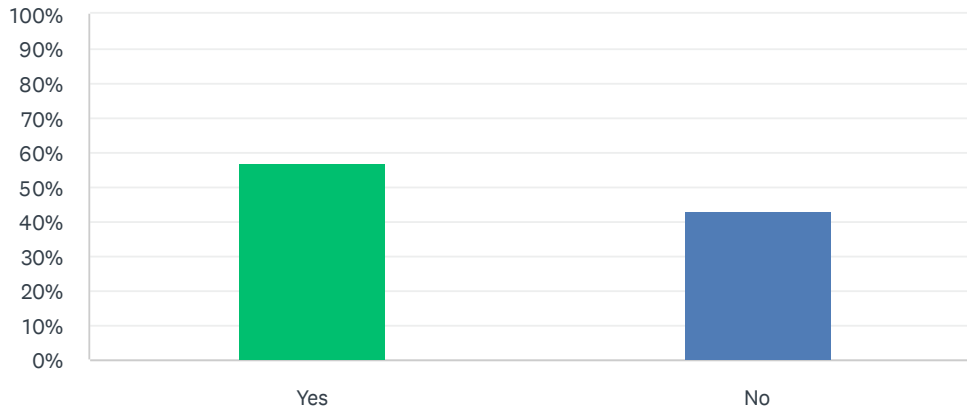


ANSWER CHOICES	RESPONSES	
At work (4)	62.41%	367
Another room at home (1)	46.43%	273
In my car (3)	39.80%	234
Outside the home (2)	35.88%	211
On an errand (6)	25.00%	147
Other (please specify) (7)	13.61%	80
On a walk (5)	13.44%	79
Total Respondents: 588		

BASIC STATISTICS				
Minimum	Maximum	Median	Mean	Standard Deviation
1.00	7.00	3.00	3.38	1.78

Q17 During the affair, did you "rewrite" your relationship history with your spouse/partner? (Did you tell yourself that your past history was worse than it was?)

Answered: 532 Skipped: 132

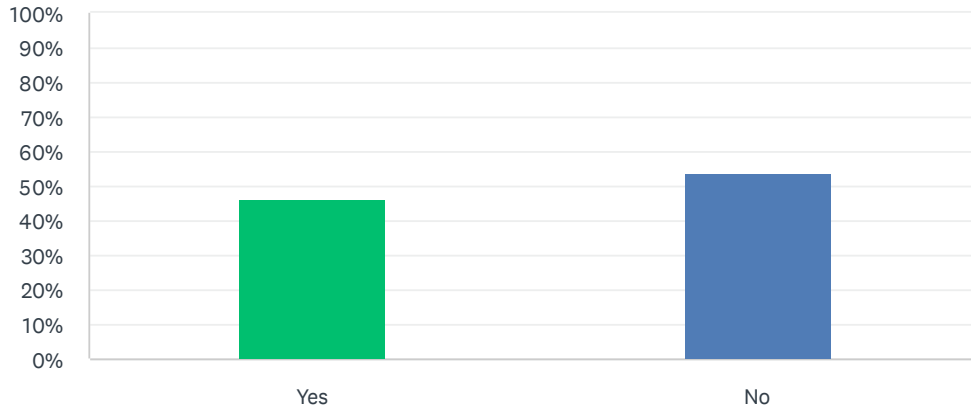


ANSWER CHOICES	RESPONSES	
Yes (1)	56.95%	303
No (2)	43.05%	229
TOTAL		532

BASIC STATISTICS				
Minimum	Maximum	Median	Mean	Standard Deviation
1.00	2.00	1.00	1.43	0.50

Q18 Did you tell your affair partner (AP) negative stories to make your partner seem worse than they were?

Answered: 532 Skipped: 132

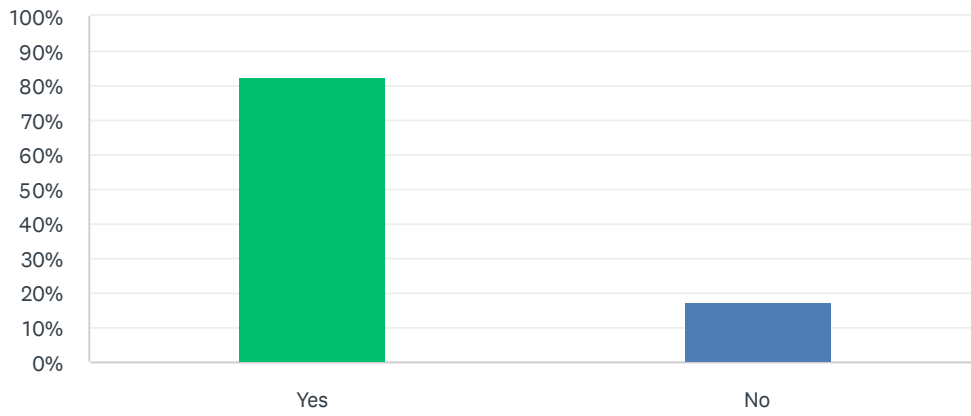


ANSWER CHOICES	RESPONSES
Yes (1)	46.43% 247
No (2)	53.57% 285
TOTAL	532

BASIC STATISTICS				
Minimum	Maximum	Median	Mean	Standard Deviation
1.00	2.00	2.00	1.54	0.50

Q19 Did you experience regret during the affair?

Answered: 532 Skipped: 132

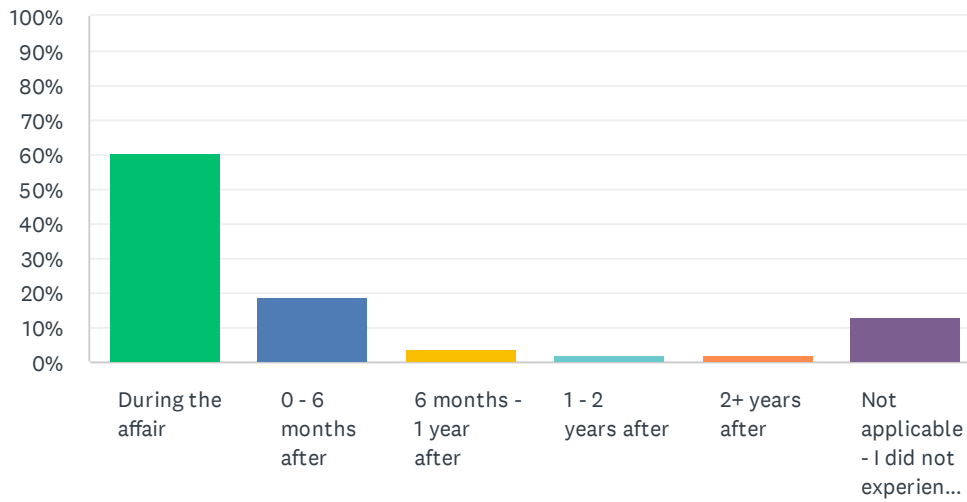


ANSWER CHOICES	RESPONSES
Yes (1)	82.52% 439
No (2)	17.48% 93
TOTAL	532

BASIC STATISTICS				
Minimum	Maximum	Median	Mean	Standard Deviation
1.00	2.00	1.00	1.17	0.38

Q20 If yes, when did you experience regret?

Answered: 532 Skipped: 132

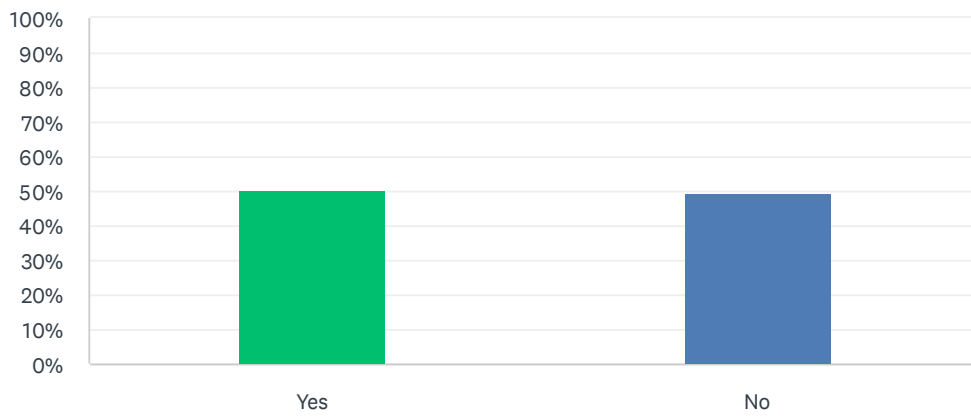


ANSWER CHOICES	RESPONSES	
During the affair (1)	60.34%	321
0 - 6 months after (2)	18.80%	100
6 months - 1 year after (3)	3.95%	21
1 - 2 years after (4)	1.88%	10
2+ years after (5)	2.07%	11
Not applicable - I did not experience regret (6)	12.97%	69
TOTAL		532

BASIC STATISTICS				
Minimum	Maximum	Median	Mean	Standard Deviation
1.00	6.00	1.00	2.05	1.73

Q21 During the affair, did you feel "in love" with your AP?

Answered: 532 Skipped: 132

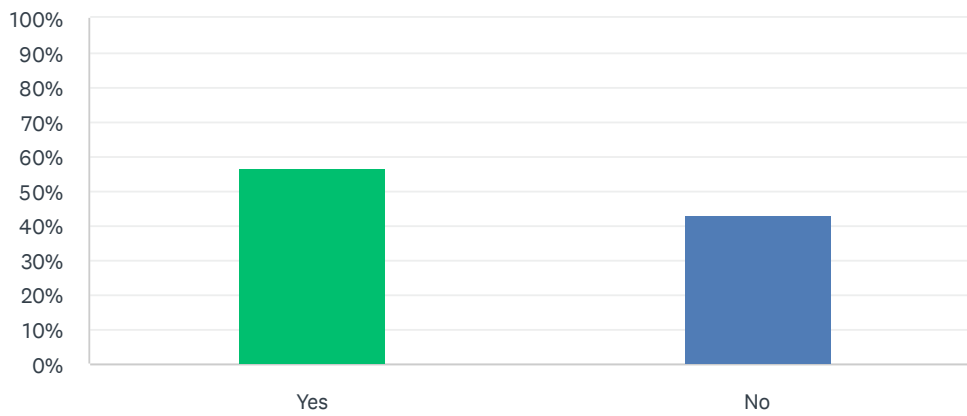


ANSWER CHOICES	RESPONSES
Yes (1)	50.56% 269
No (2)	49.44% 263
TOTAL	532

BASIC STATISTICS				
Minimum 1.00	Maximum 2.00	Median 1.00	Mean 1.49	Standard Deviation 0.50

Q22 Did you tell your AP that you loved them?

Answered: 532 Skipped: 132

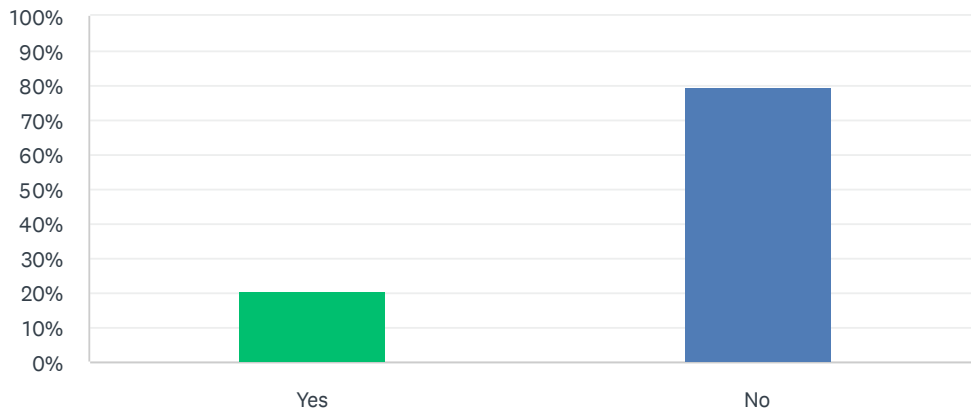


ANSWER CHOICES	RESPONSES
Yes (1)	56.95% 303
No (2)	43.05% 229
TOTAL	532

BASIC STATISTICS				
Minimum 1.00	Maximum 2.00	Median 1.00	Mean 1.43	Standard Deviation 0.50

Q23 In hindsight, were you in love with your AP?

Answered: 532 Skipped: 132

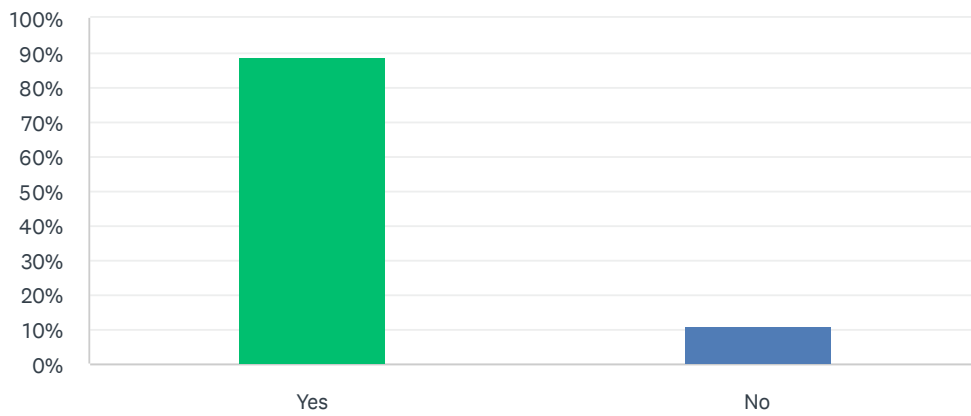


ANSWER CHOICES	RESPONSES
Yes (1)	20.68% 110
No (2)	79.32% 422
TOTAL	532

BASIC STATISTICS				
Minimum	Maximum	Median	Mean	Standard Deviation
1.00	2.00	2.00	1.79	0.40

Q24 Did you still love your spouse/partner during the affair?

Answered: 532 Skipped: 132

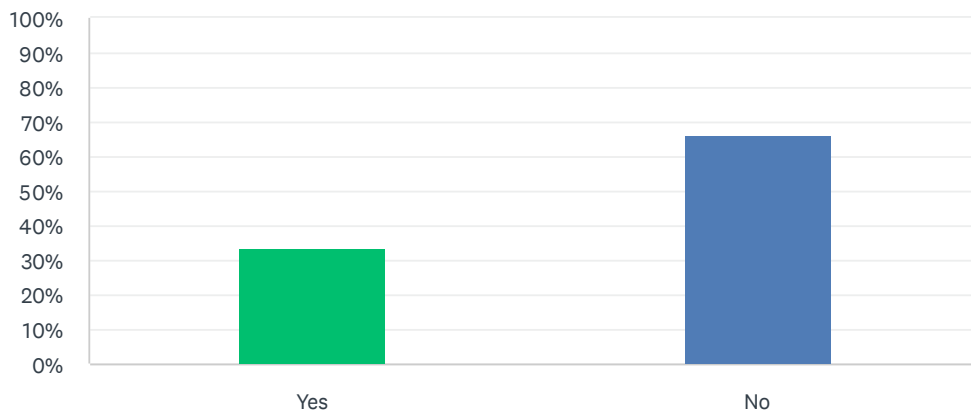


ANSWER CHOICES	RESPONSES
Yes (1)	88.72% 472
No (2)	11.28% 60
TOTAL	532

BASIC STATISTICS				
Minimum	Maximum	Median	Mean	Standard Deviation
1.00	2.00	1.00	1.11	0.32

Q25 Did you confide in a friend or family member about the affair?

Answered: 532 Skipped: 132

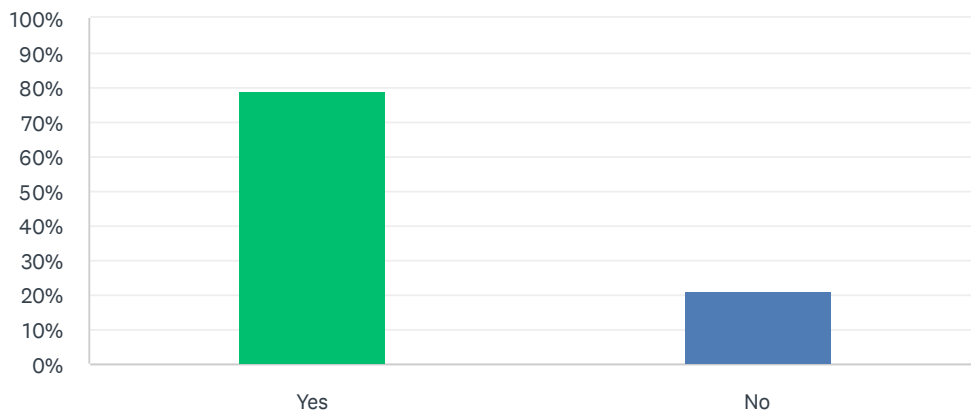


ANSWER CHOICES	RESPONSES
Yes (1)	33.46% 178
No (2)	66.54% 354
TOTAL	532

BASIC STATISTICS				
Minimum	Maximum	Median	Mean	Standard Deviation
1.00	2.00	2.00	1.67	0.47

Q26 Did you feel in a "mental fog" during the affair?

Answered: 532 Skipped: 132

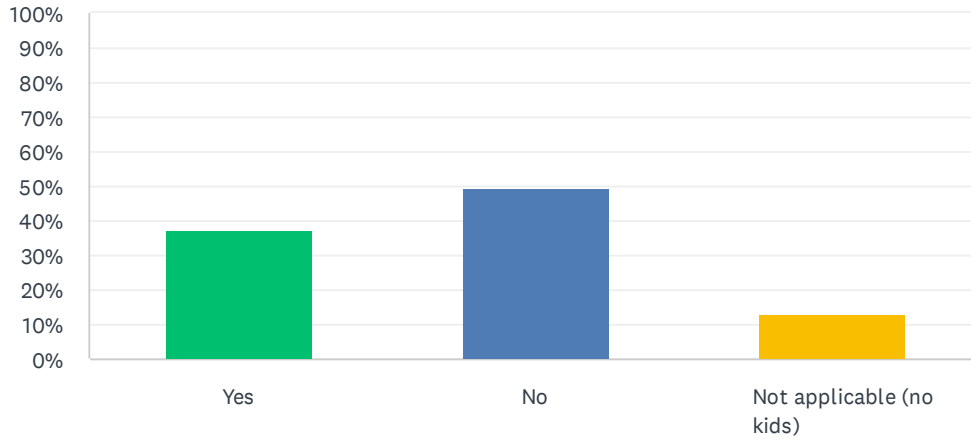


ANSWER CHOICES	RESPONSES
Yes (1)	78.95% 420
No (2)	21.05% 112
TOTAL	532

BASIC STATISTICS				
Minimum 1.00	Maximum 2.00	Median 1.00	Mean 1.21	Standard Deviation 0.41

Q27 During the affair, did you think about the effect this could have on your kids?

Answered: 532 Skipped: 132

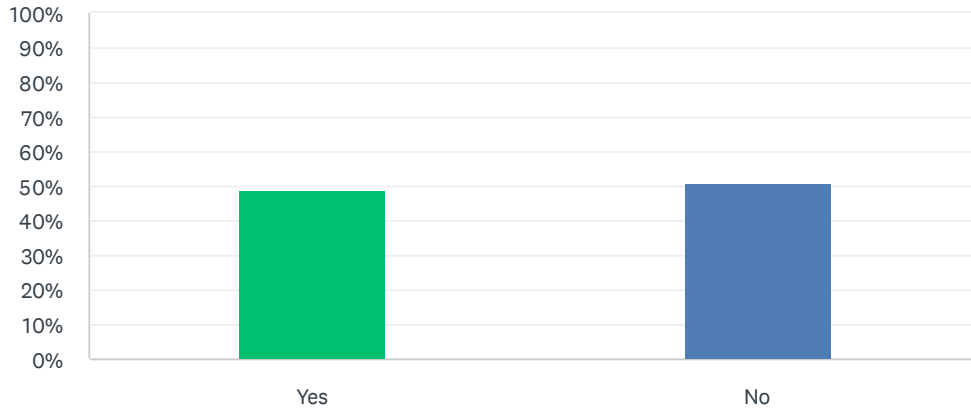


ANSWER CHOICES	RESPONSES	
Yes (1)	37.41%	199
No (2)	49.25%	262
Not applicable (no kids) (3)	13.35%	71
TOTAL		532

BASIC STATISTICS				
Minimum	Maximum	Median	Mean	Standard Deviation
1.00	3.00	2.00	1.76	0.67

Q28 During the affair, did you think about the effect it would have on your partner?

Answered: 532 Skipped: 132

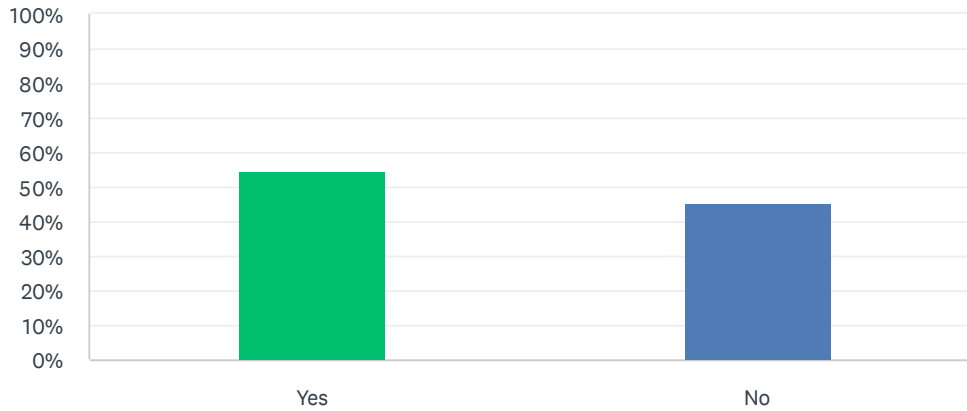


ANSWER CHOICES	RESPONSES	
Yes (1)	49.06%	261
No (2)	50.94%	271
TOTAL		532

BASIC STATISTICS				
Minimum	Maximum	Median	Mean	Standard Deviation
1.00	2.00	2.00	1.51	0.50

Q29 During the affair, did you experience limerence? (Limerence is when one feels addicted to their affair partner, thinks they are a soul mate, has obsessive fantasies about them, etc.)

Answered: 532 Skipped: 132

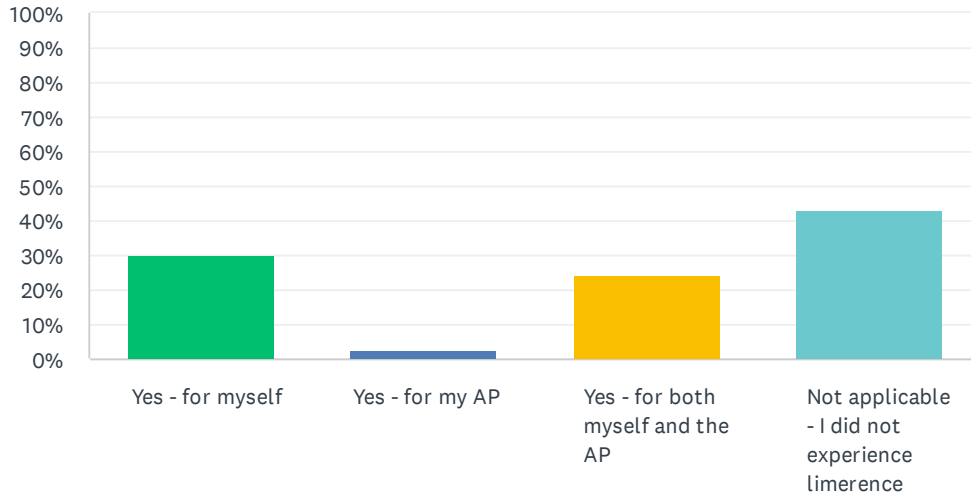


ANSWER CHOICES	RESPONSES	
Yes (1)	54.51%	290
No (2)	45.49%	242
TOTAL		532

BASIC STATISTICS				
Minimum	Maximum	Median	Mean	Standard Deviation
1.00	2.00	1.00	1.45	0.50

Q30 If you experienced limerence, when it wore off, did you feel a sense of disgust?

Answered: 532 Skipped: 132



ANSWER CHOICES	RESPONSES	
Yes - for myself (1)	30.08%	160
Yes - for my AP (2)	2.44%	13
Yes - for both myself and the AP (3)	24.44%	130
Not applicable - I did not experience limerence (4)	43.05%	229
TOTAL		532

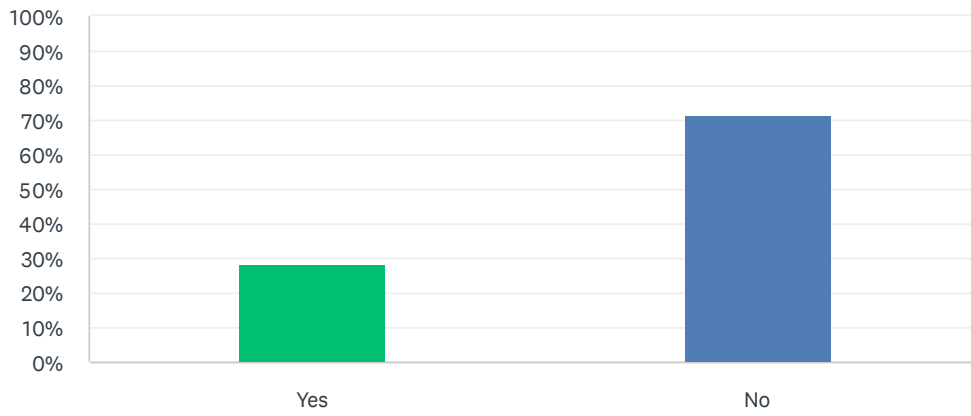
BASIC STATISTICS				
Minimum	Maximum	Median	Mean	Standard Deviation
1.00	4.00	3.00	2.80	1.27

Q31 What made you end the affair?

Answered: 501 Skipped: 163

Q32 Did you tell your partner about the affair?

Answered: 501 Skipped: 163

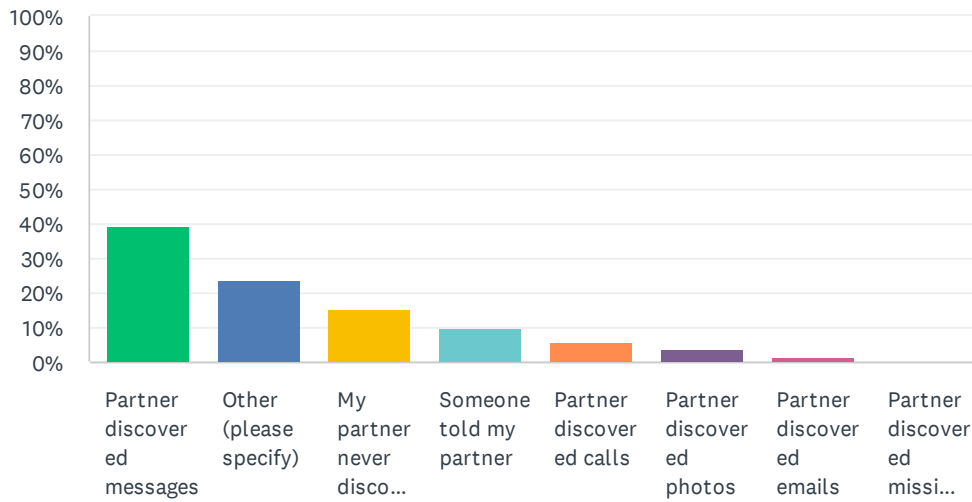


ANSWER CHOICES	RESPONSES
Yes (1)	28.54% 143
No (2)	71.46% 358
TOTAL	501

BASIC STATISTICS				
Minimum	Maximum	Median	Mean	Standard Deviation
1.00	2.00	2.00	1.71	0.45

Q33 If not, how was the affair discovered?

Answered: 501 Skipped: 163

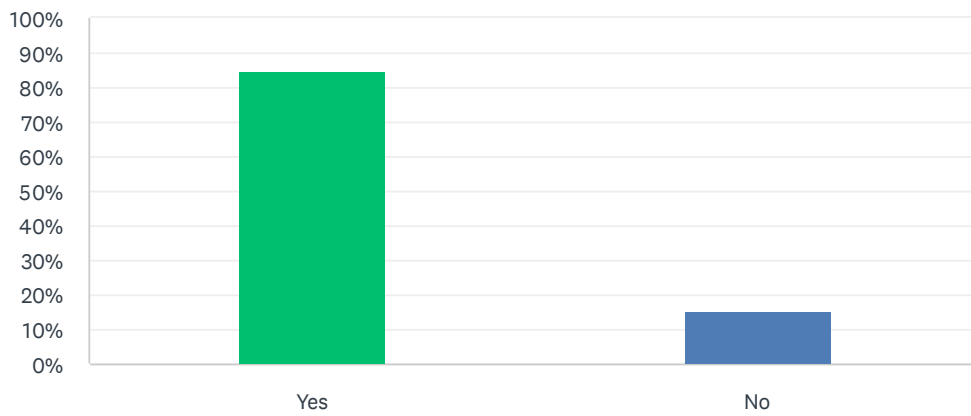


ANSWER CHOICES	RESPONSES	
Partner discovered messages (1)	39.32%	197
Other (please specify) (8)	23.55%	118
My partner never discovered my affair (7)	15.37%	77
Someone told my partner (6)	10.18%	51
Partner discovered calls (5)	5.79%	29
Partner discovered photos (2)	3.79%	19
Partner discovered emails (3)	1.80%	9
Partner discovered missing money (4)	0.20%	1
TOTAL		501

BASIC STATISTICS				
Minimum	Maximum	Median	Mean	Standard Deviation
1.00	8.00	5.00	4.39	3.03

Q34 Did you end your affair and reconcile with your original partner?

Answered: 501 Skipped: 163

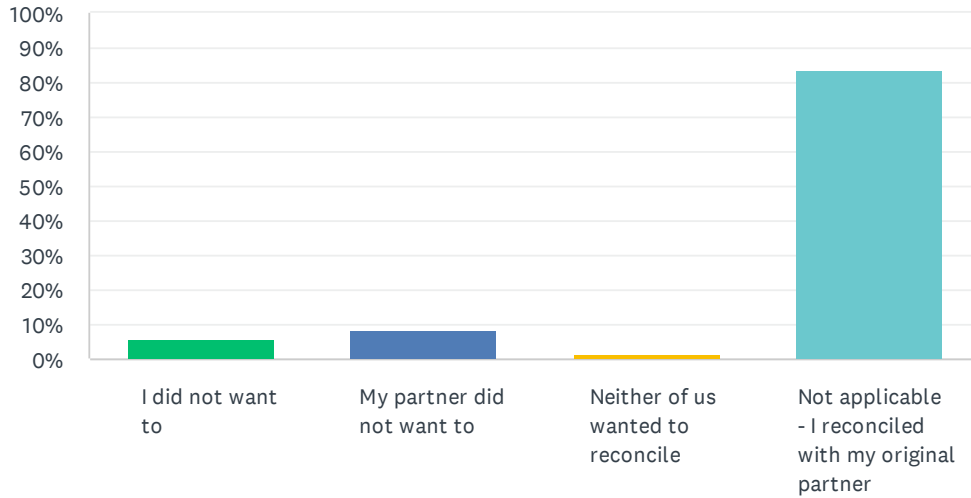


ANSWER CHOICES	RESPONSES
Yes (1)	84.63% 424
No (2)	15.37% 77
TOTAL	501

BASIC STATISTICS				
Minimum 1.00	Maximum 2.00	Median 1.00	Mean 1.15	Standard Deviation 0.36

Q35 If you did not reconcile, was it because you - or your partner - did not want to?

Answered: 501 Skipped: 163

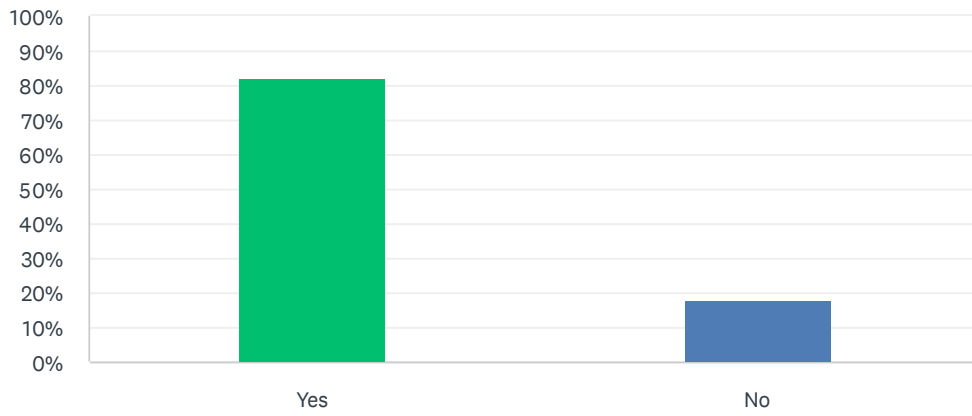


ANSWER CHOICES	RESPONSES	
I did not want to (1)	5.99%	30
My partner did not want to (2)	8.58%	43
Neither of us wanted to reconcile (3)	1.60%	8
Not applicable - I reconciled with my original partner (4)	83.83%	420
TOTAL		501

BASIC STATISTICS				
Minimum	Maximum	Median	Mean	Standard Deviation
1.00	4.00	4.00	3.63	0.87

Q36 Are you and your original partner still together now?

Answered: 501 Skipped: 163

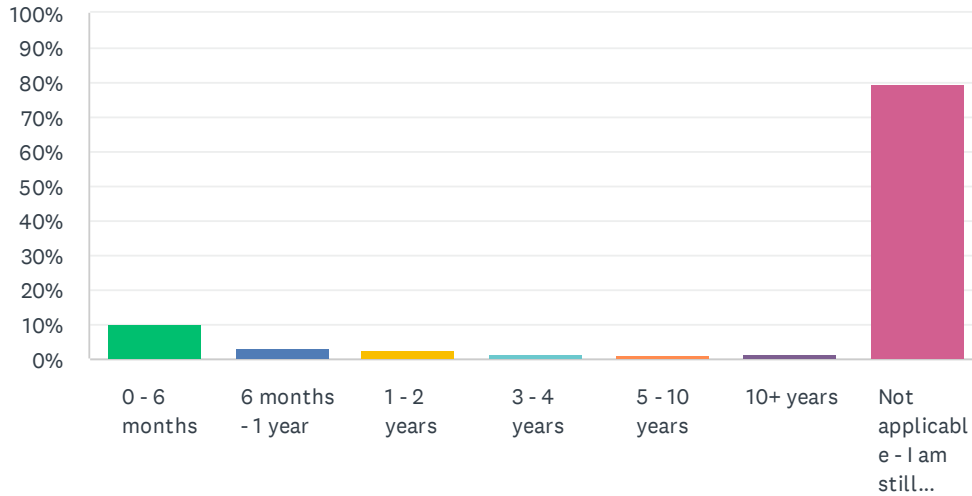


ANSWER CHOICES	RESPONSES
Yes (1)	82.04% 411
No (2)	17.96% 90
TOTAL	501

BASIC STATISTICS				
Minimum	Maximum	Median	Mean	Standard Deviation
1.00	2.00	1.00	1.18	0.38

Q37 If no longer together, how long did your relationship with the original partner last after the affair came to light?

Answered: 501 Skipped: 163

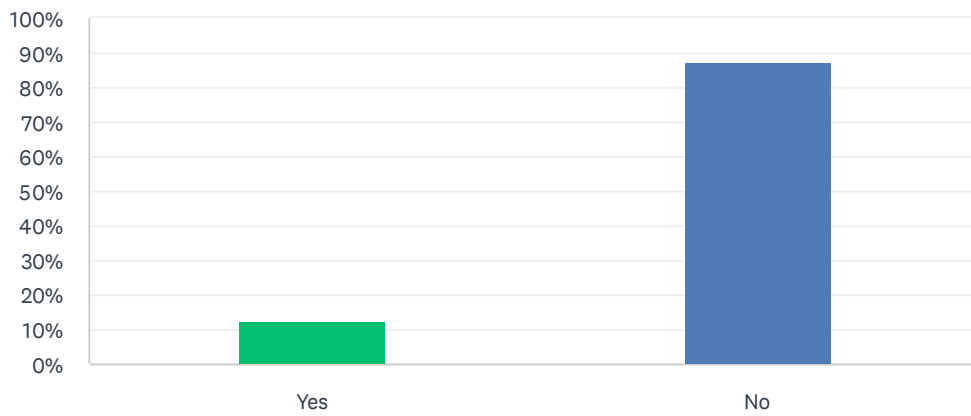


ANSWER CHOICES	RESPONSES	
0 - 6 months (1)	9.98%	50
6 months - 1 year (2)	3.19%	16
1 - 2 years (3)	2.59%	13
3 - 4 years (4)	1.80%	9
5 - 10 years (5)	1.20%	6
10+ years (6)	1.80%	9
Not applicable - I am still with my original partner (7)	79.44%	398
TOTAL		501

BASIC STATISTICS				
Minimum	Maximum	Median	Mean	Standard Deviation
1.00	7.00	7.00	6.04	2.03

Q38 Did you leave to be with your affair partner (AP)?

Answered: 501 Skipped: 163

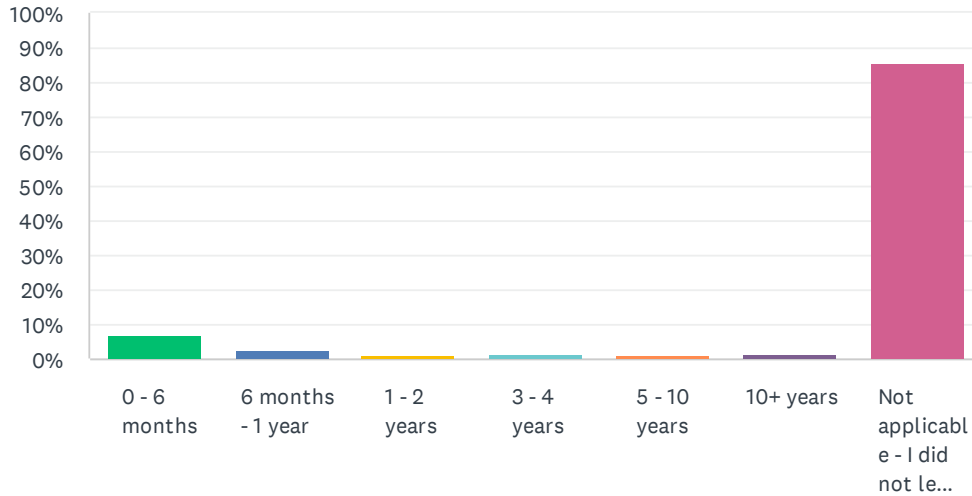


ANSWER CHOICES	RESPONSES
Yes (1)	12.38% 62
No (2)	87.62% 439
TOTAL	501

BASIC STATISTICS				
Minimum	Maximum	Median	Mean	Standard Deviation
1.00	2.00	2.00	1.88	0.33

Q39 If you left to be with your AP, how long did your new relationship (with your AP) last?

Answered: 501 Skipped: 163

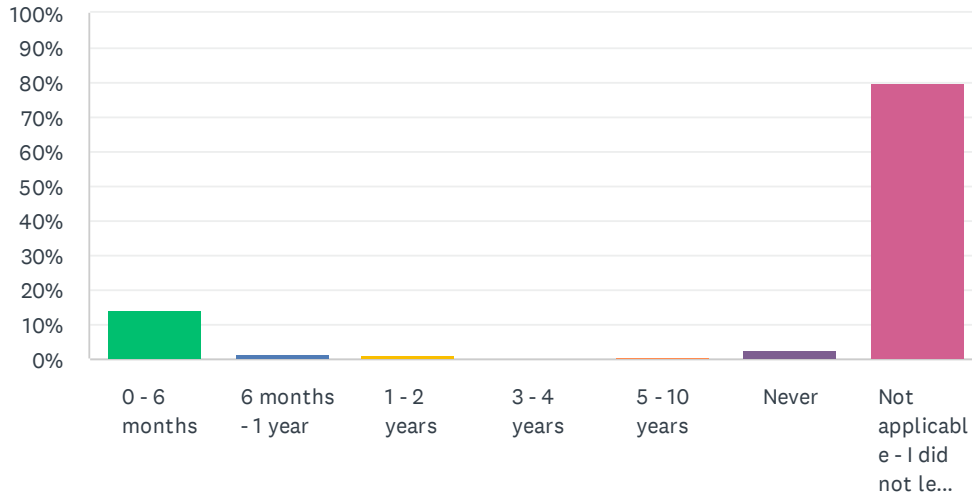


ANSWER CHOICES	RESPONSES	
0 - 6 months (1)	6.99%	35
6 months - 1 year (2)	2.40%	12
1 - 2 years (3)	0.80%	4
3 - 4 years (4)	1.60%	8
5 - 10 years (5)	1.00%	5
10+ years (6)	1.40%	7
Not applicable - I did not leave to be with my AP (7)	85.83%	430
TOTAL		501

BASIC STATISTICS				
Minimum	Maximum	Median	Mean	Standard Deviation
1.00	7.00	7.00	6.35	1.74

Q40 If you left for your AP, how long did it take to experience regret for hurting your previous partner?

Answered: 501 Skipped: 163

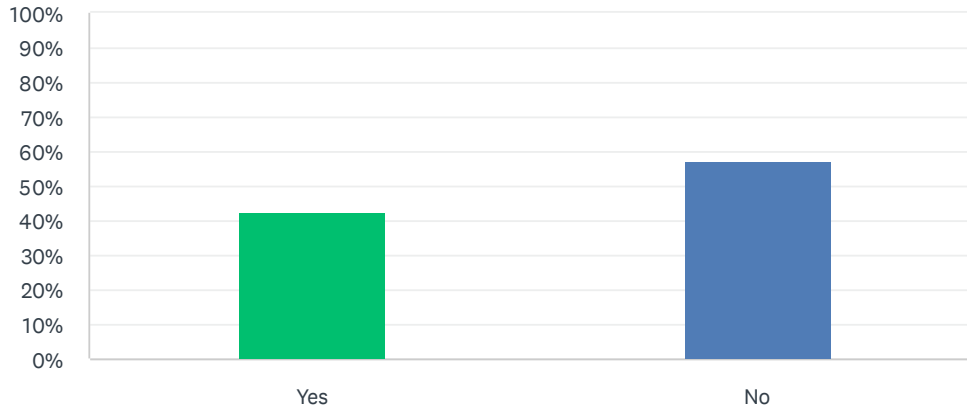


ANSWER CHOICES	RESPONSES	
0 - 6 months (1)	13.97%	70
6 months - 1 year (2)	1.60%	8
1 - 2 years (3)	1.00%	5
3 - 4 years (4)	0.20%	1
5 - 10 years (5)	0.40%	2
Never (6)	2.59%	13
Not applicable - I did not leave to be with my AP (7)	80.24%	402
TOTAL		501

BASIC STATISTICS				
Minimum	Maximum	Median	Mean	Standard Deviation
1.00	7.00	7.00	6.00	2.16

Q41 Do you think your AP specifically targeted you for an affair because you were in a committed relationship?

Answered: 501 Skipped: 163

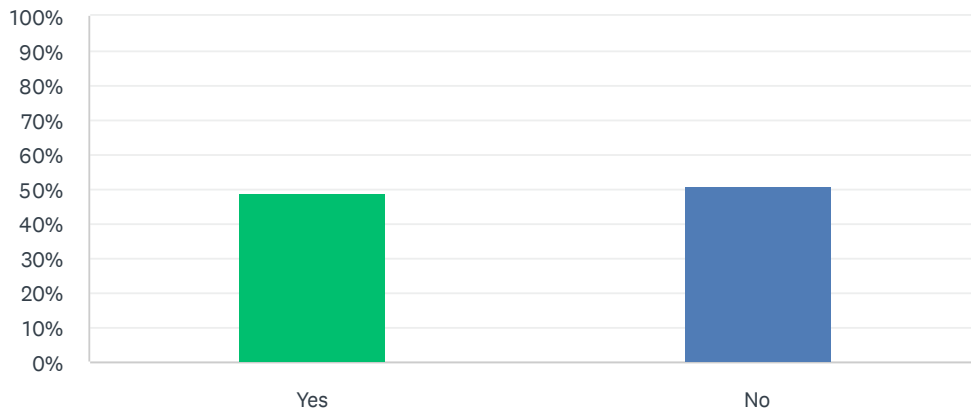


ANSWER CHOICES	RESPONSES	
Yes (1)	42.71%	214
No (2)	57.29%	287
TOTAL		501

BASIC STATISTICS				
Minimum	Maximum	Median	Mean	Standard Deviation
1.00	2.00	2.00	1.57	0.49

Q42 Did your AP have a history of affairs?

Answered: 501 Skipped: 163

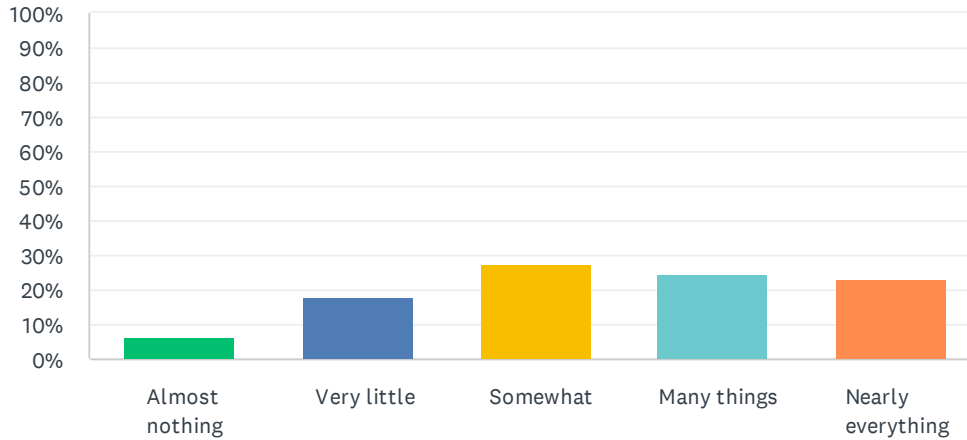


ANSWER CHOICES	RESPONSES
Yes (1)	49.10% 246
No (2)	50.90% 255
TOTAL	501

BASIC STATISTICS				
Minimum 1.00	Maximum 2.00	Median 2.00	Mean 1.51	Standard Deviation 0.50

Q43 How much do you remember of the affair and your relationship with the AP?

Answered: 501 Skipped: 163

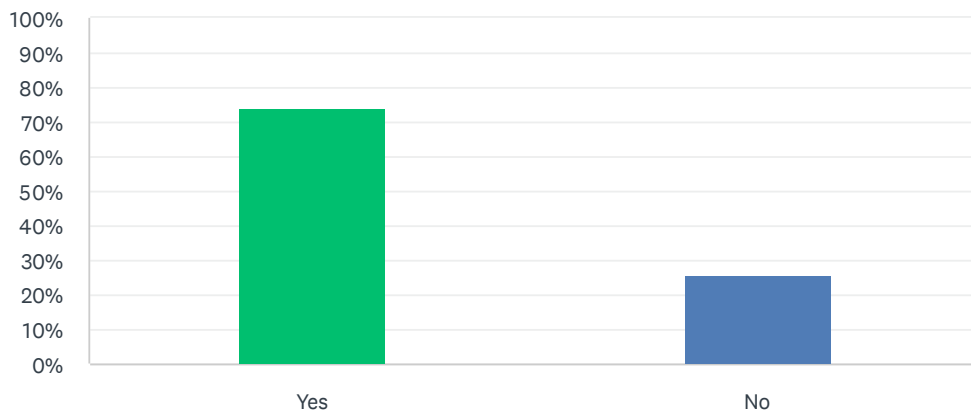


ANSWER CHOICES	RESPONSES	
Almost nothing (1)	6.19%	31
Very little (2)	17.96%	90
Somewhat (3)	27.54%	138
Many things (4)	24.95%	125
Nearly everything (5)	23.35%	117
TOTAL		501

BASIC STATISTICS				
Minimum	Maximum	Median	Mean	Standard Deviation
1.00	5.00	3.00	3.41	1.20

Q44 Does your partner still believe that you are withholding information?

Answered: 501 Skipped: 163

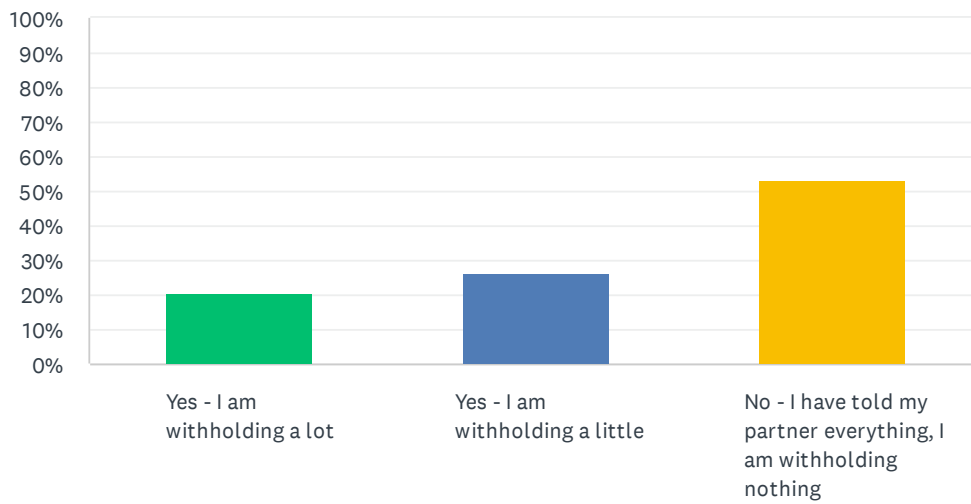


ANSWER CHOICES	RESPONSES
Yes (1)	74.25% 372
No (2)	25.75% 129
TOTAL	501

BASIC STATISTICS				
Minimum 1.00	Maximum 2.00	Median 1.00	Mean 1.26	Standard Deviation 0.44

Q45 Do you believe you are withholding information?

Answered: 501 Skipped: 163

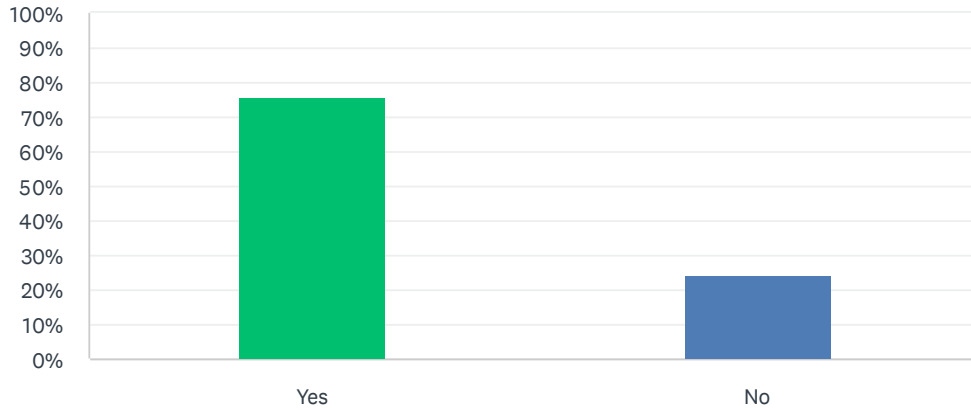


ANSWER CHOICES	RESPONSES	
Yes - I am withholding a lot (1)	20.36%	102
Yes - I am withholding a little (2)	26.35%	132
No - I have told my partner everything, I am withholding nothing (3)	53.29%	267
TOTAL		501

BASIC STATISTICS				
Minimum	Maximum	Median	Mean	Standard Deviation
1.00	3.00	3.00	2.33	0.79

Q46 Have you experienced any large traumas in your life? (Divorce, loss of a parent, accident, serious injury, war, crime, etc.)

Answered: 484 Skipped: 180

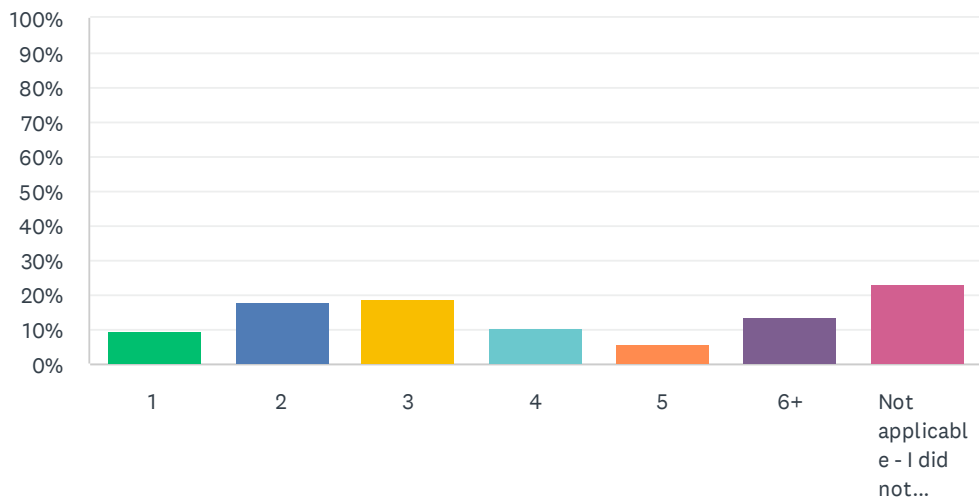


ANSWER CHOICES	RESPONSES	
Yes (1)	75.62%	366
No (2)	24.38%	118
TOTAL		484

BASIC STATISTICS				
Minimum	Maximum	Median	Mean	Standard Deviation
1.00	2.00	1.00	1.24	0.43

Q47 How many would you say?

Answered: 484 Skipped: 180

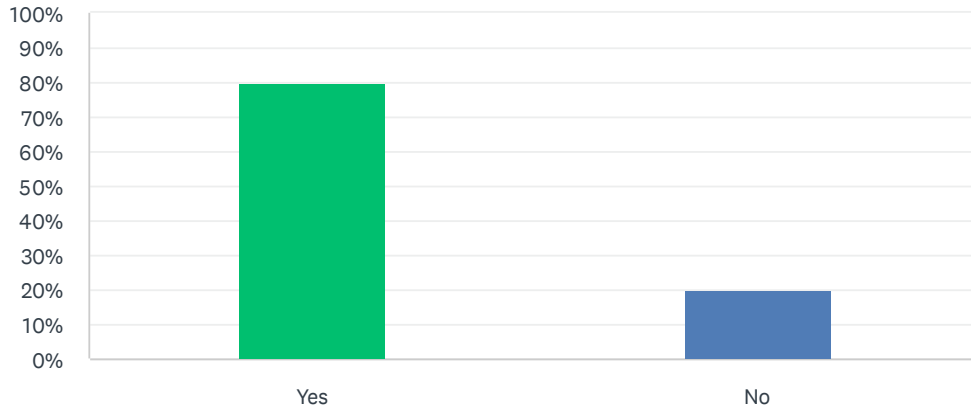


ANSWER CHOICES	RESPONSES
1 (1)	9.30% 45
2 (2)	17.98% 87
3 (3)	19.01% 92
4 (4)	10.74% 52
5 (5)	5.79% 28
6+ (6)	13.84% 67
Not applicable - I did not experience any large traumas in my life (7)	23.35% 113
TOTAL	484

BASIC STATISTICS				
Minimum	Maximum	Median	Mean	Standard Deviation
1.00	7.00	4.00	4.21	2.10

Q48 Have you experienced any smaller traumas in your life? (Being left alone a lot, busy parents, neglectful parents, rejection by peers, etc.)

Answered: 484 Skipped: 180

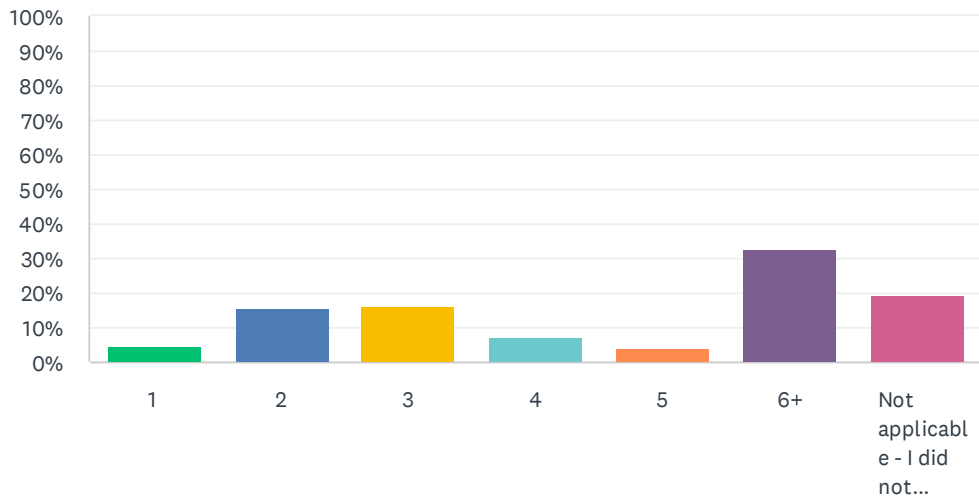


ANSWER CHOICES	RESPONSES	
Yes (1)	80.17%	388
No (2)	19.83%	96
TOTAL		484

BASIC STATISTICS				
Minimum	Maximum	Median	Mean	Standard Deviation
1.00	2.00	1.00	1.20	0.40

Q49 How many would you say?

Answered: 484 Skipped: 180

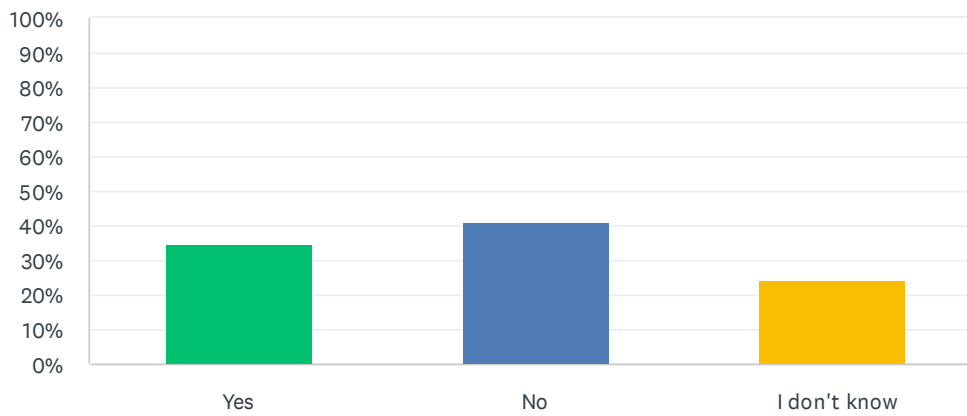


ANSWER CHOICES	RESPONSES
1 (1)	4.55% 22
2 (2)	15.91% 77
3 (3)	16.12% 78
4 (4)	7.23% 35
5 (5)	4.34% 21
6+ (6)	32.44% 157
Not applicable - I did not experience any smaller traumas in my life (7)	19.42% 94
TOTAL	484

BASIC STATISTICS				
Minimum	Maximum	Median	Mean	Standard Deviation
1.00	7.00	6.00	4.66	1.96

Q50 Were your parents faithful to each other?

Answered: 484 Skipped: 180

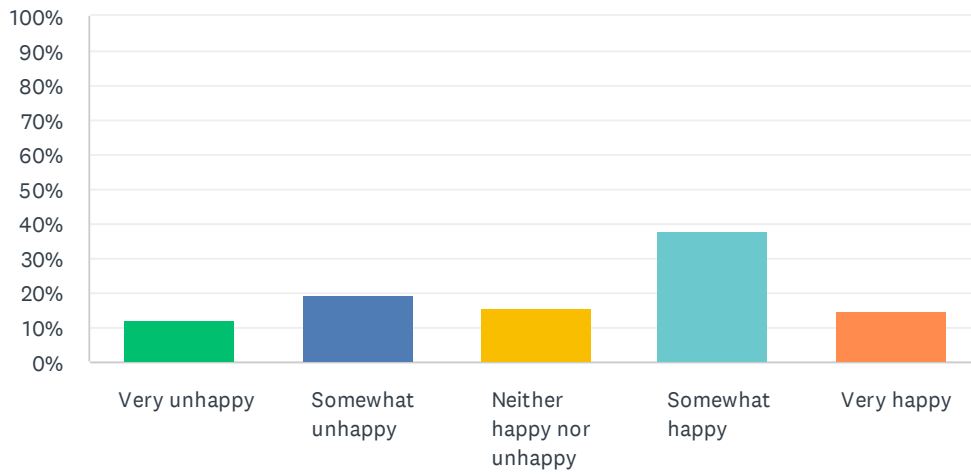


ANSWER CHOICES	RESPONSES
Yes (1)	34.92% 169
No (2)	41.12% 199
I don't know (3)	23.97% 116
TOTAL	484

BASIC STATISTICS				
Minimum	Maximum	Median	Mean	Standard Deviation
1.00	3.00	2.00	1.89	0.76

Q51 How happy was your childhood?

Answered: 484 Skipped: 180

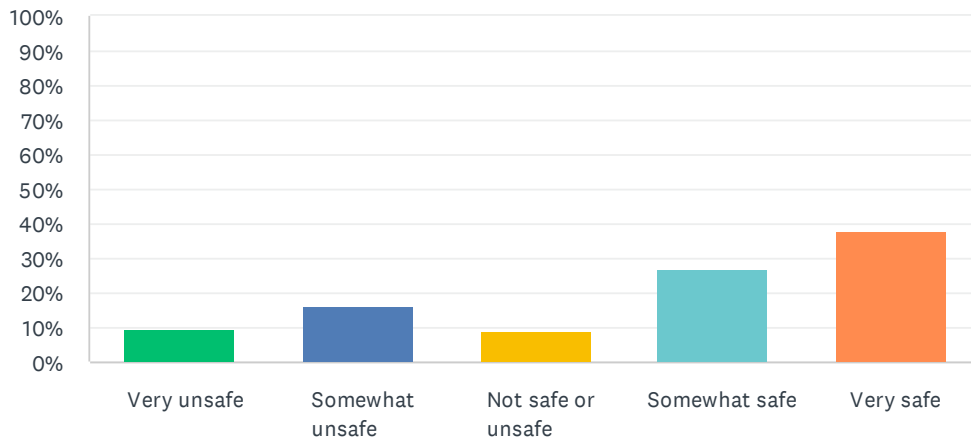


ANSWER CHOICES	RESPONSES	
Very unhappy (1)	11.98%	58
Somewhat unhappy (2)	19.42%	94
Neither happy nor unhappy (3)	15.70%	76
Somewhat happy (4)	38.02%	184
Very happy (5)	14.88%	72
TOTAL		484

BASIC STATISTICS				
Minimum	Maximum	Median	Mean	Standard Deviation
1.00	5.00	4.00	3.24	1.26

Q52 How physically safe was your childhood?

Answered: 484 Skipped: 180

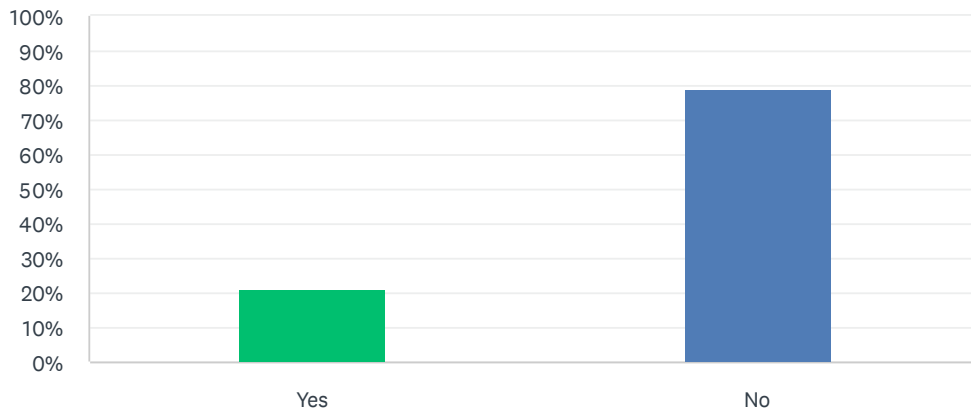


ANSWER CHOICES	RESPONSES
Very unsafe (1)	9.71% 47
Somewhat unsafe (2)	16.53% 80
Not safe or unsafe (3)	9.09% 44
Somewhat safe (4)	26.86% 130
Very safe (5)	37.81% 183
TOTAL	484

BASIC STATISTICS				
Minimum	Maximum	Median	Mean	Standard Deviation
1.00	5.00	4.00	3.67	1.38

Q53 Do you have any history of childhood sexual abuse?

Answered: 484 Skipped: 180

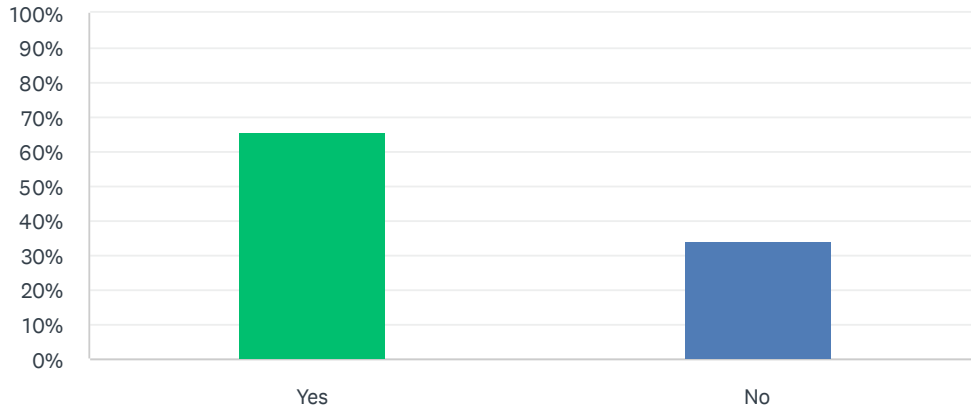


ANSWER CHOICES	RESPONSES
Yes (1)	21.07% 102
No (2)	78.93% 382
TOTAL	484

BASIC STATISTICS				
Minimum	Maximum	Median	Mean	Standard Deviation
1.00	2.00	2.00	1.79	0.41

Q54 Did you feel that you never quite got the support or attention you needed as a child?

Answered: 484 Skipped: 180

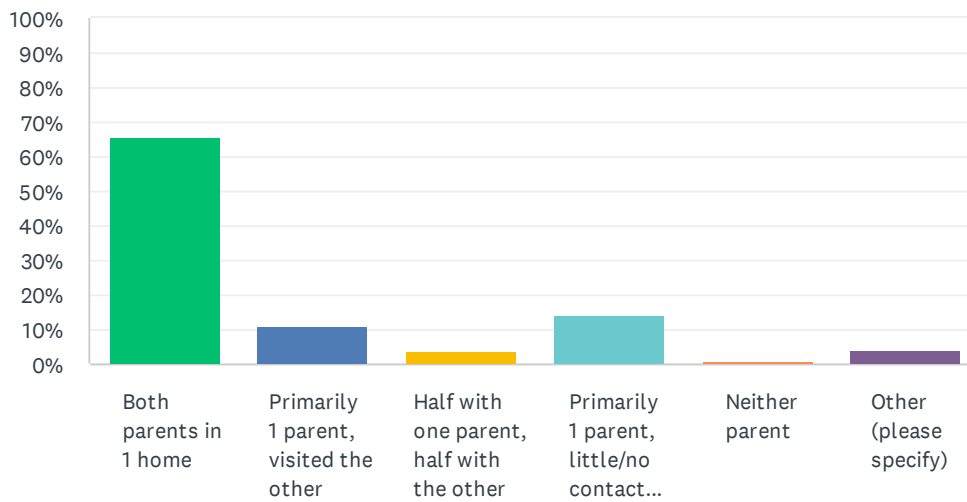


ANSWER CHOICES	RESPONSES	
Yes (1)	65.91%	319
No (2)	34.09%	165
TOTAL		484

BASIC STATISTICS				
Minimum	Maximum	Median	Mean	Standard Deviation
1.00	2.00	1.00	1.34	0.47

Q55 When you were growing up, who did you live with?

Answered: 484 Skipped: 180

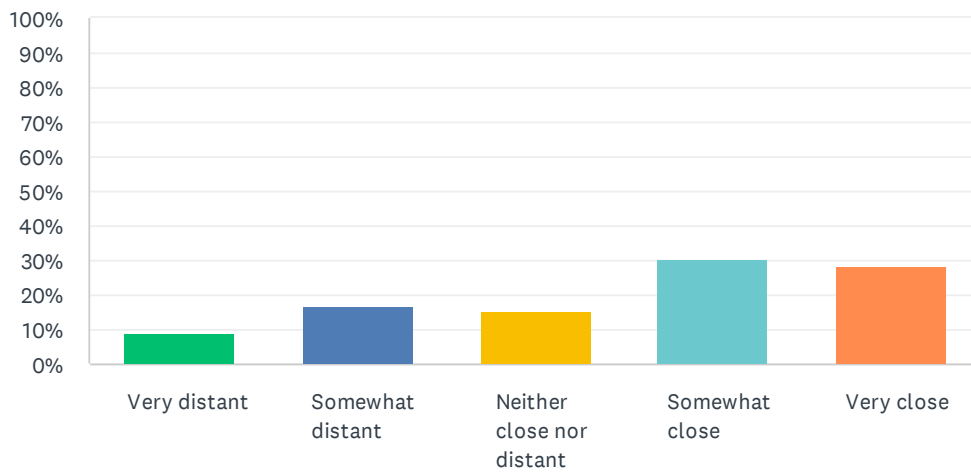


ANSWER CHOICES	RESPONSES	
Both parents in 1 home (1)	65.70%	318
Primarily 1 parent, visited the other (2)	10.95%	53
Half with one parent, half with the other (3)	3.72%	18
Primarily 1 parent, little/no contact with other parent (4)	14.26%	69
Neither parent (5)	1.03%	5
Other (please specify) (6)	4.34%	21
TOTAL		484

BASIC STATISTICS				
Minimum	Maximum	Median	Mean	Standard Deviation
1.00	6.00	1.00	1.87	1.43

Q56 How close did you feel to your Mom growing up?

Answered: 484 Skipped: 180

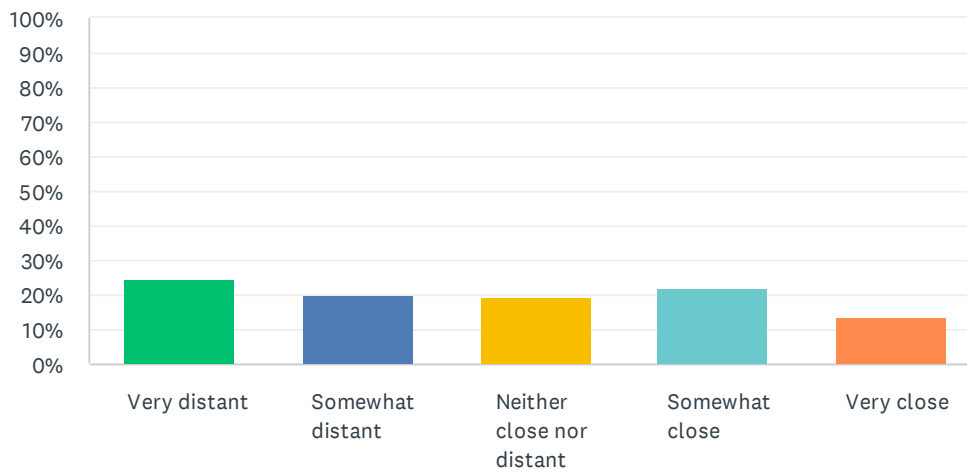


ANSWER CHOICES	RESPONSES	
Very distant (1)	8.88%	43
Somewhat distant (2)	16.74%	81
Neither close nor distant (3)	15.50%	75
Somewhat close (4)	30.37%	147
Very close (5)	28.51%	138
TOTAL		484

BASIC STATISTICS				
Minimum	Maximum	Median	Mean	Standard Deviation
1.00	5.00	4.00	3.53	1.30

Q57 How close did you feel to your Dad growing up?

Answered: 484 Skipped: 180

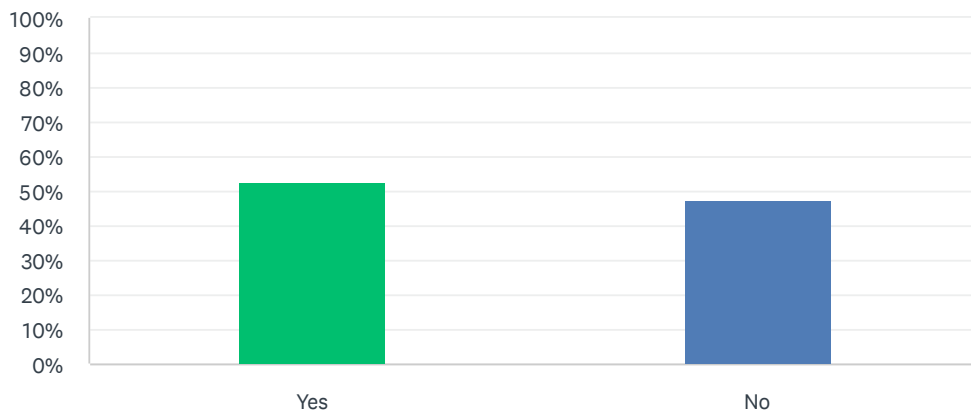


ANSWER CHOICES	RESPONSES	
Very distant (1)	24.59%	119
Somewhat distant (2)	20.25%	98
Neither close nor distant (3)	19.21%	93
Somewhat close (4)	22.31%	108
Very close (5)	13.64%	66
TOTAL		484

BASIC STATISTICS				
Minimum	Maximum	Median	Mean	Standard Deviation
1.00	5.00	3.00	2.80	1.38

Q58 Did you have close relationships with other adults growing up?

Answered: 484 Skipped: 180

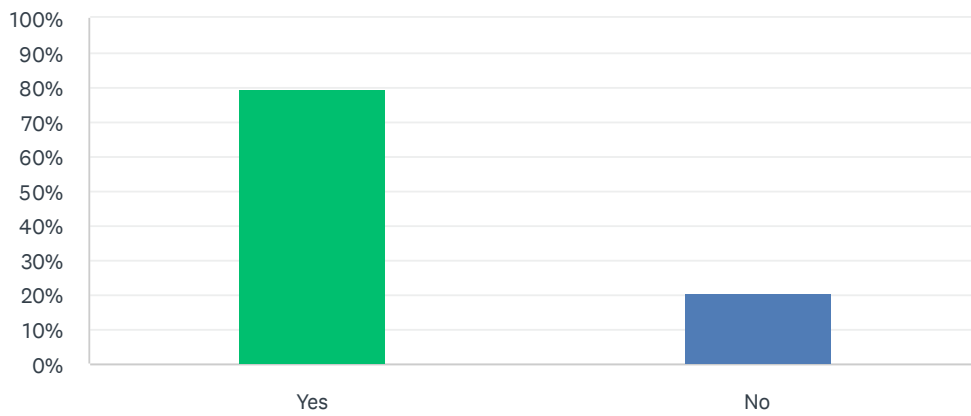


ANSWER CHOICES	RESPONSES
Yes (1)	52.89% 256
No (2)	47.11% 228
TOTAL	484

BASIC STATISTICS				
Minimum 1.00	Maximum 2.00	Median 1.00	Mean 1.47	Standard Deviation 0.50

Q59 Did you have close friendships when you were a kid?

Answered: 484 Skipped: 180

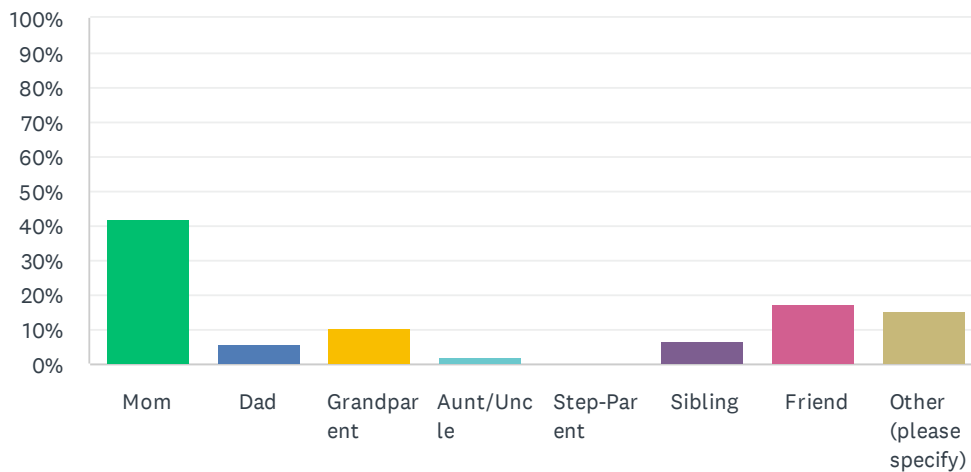


ANSWER CHOICES	RESPONSES
Yes (1)	79.34% 384
No (2)	20.66% 100
TOTAL	484

BASIC STATISTICS				
Minimum 1.00	Maximum 2.00	Median 1.00	Mean 1.21	Standard Deviation 0.40

Q60 Who did you turn to for comfort when you were a kid?

Answered: 484 Skipped: 180

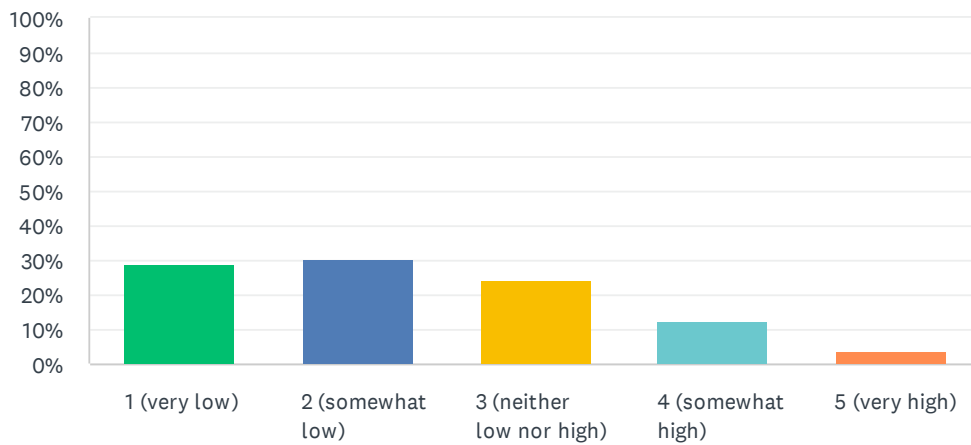


ANSWER CHOICES	RESPONSES
Mom (1)	42.36% 205
Dad (2)	5.79% 28
Grandparent (3)	10.54% 51
Aunt/Uncle (4)	2.07% 10
Step-Parent (5)	0.00% 0
Sibling (6)	6.61% 32
Friend (7)	17.15% 83
Other (please specify) (8)	15.50% 75
TOTAL	484

BASIC STATISTICS				
Minimum 1.00	Maximum 8.00	Median 3.00	Mean 3.77	Standard Deviation 2.90

Q61 Before the affair, how was your mood on a scale of 1 - 5?

Answered: 460 Skipped: 204

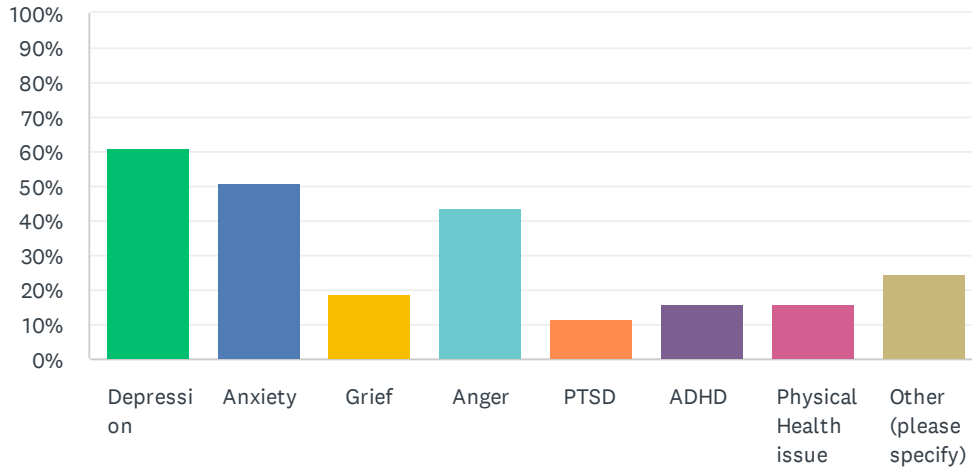


ANSWER CHOICES	RESPONSES	
1 (very low) (1)	28.91%	133
2 (somewhat low) (2)	30.65%	141
3 (neither low nor high) (3)	24.13%	111
4 (somewhat high) (4)	12.39%	57
5 (very high) (5)	3.91%	18
TOTAL		460

BASIC STATISTICS				
Minimum	Maximum	Median	Mean	Standard Deviation
1.00	5.00	2.00	2.32	1.13

Q62 Before the affair, were you struggling with any of these concerns? (Click all that apply)

Answered: 460 Skipped: 204

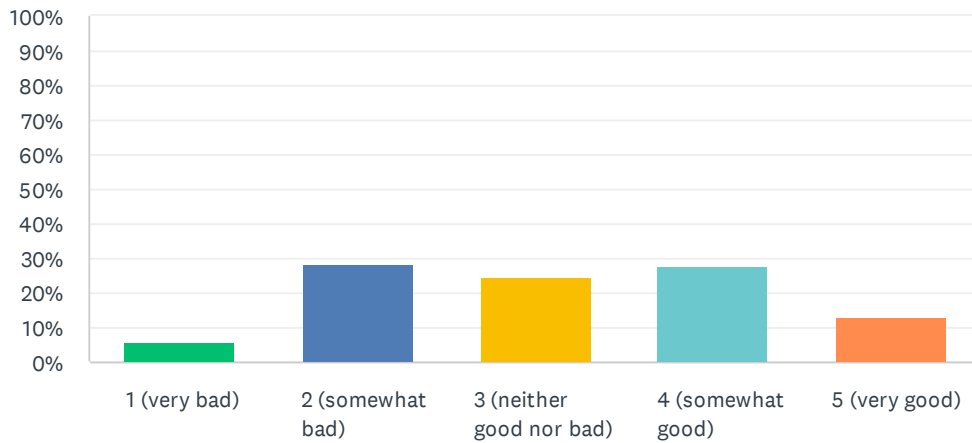


ANSWER CHOICES	RESPONSES	
Depression (1)	61.09%	281
Anxiety (2)	50.87%	234
Grief (3)	18.70%	86
Anger (4)	43.91%	202
PTSD (5)	11.74%	54
ADHD (6)	15.87%	73
Physical Health issue (7)	15.87%	73
Other (please specify) (8)	24.78%	114
Total Respondents: 460		

BASIC STATISTICS				
Minimum	Maximum	Median	Mean	Standard Deviation
1.00	8.00	3.00	3.53	2.34

Q63 Before the affair, how was your relationship with your partner?

Answered: 460 Skipped: 204

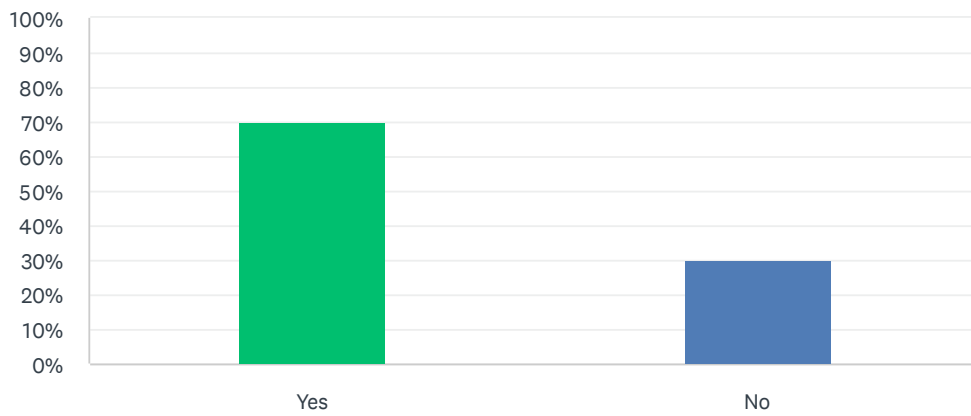


ANSWER CHOICES	RESPONSES
1 (very bad) (1)	5.87% 27
2 (somewhat bad) (2)	28.26% 130
3 (neither good nor bad) (3)	24.78% 114
4 (somewhat good) (4)	27.83% 128
5 (very good) (5)	13.26% 61
TOTAL	460

BASIC STATISTICS				
Minimum	Maximum	Median	Mean	Standard Deviation
1.00	5.00	3.00	3.14	1.14

Q64 Before the affair, were you experiencing relationship problems?

Answered: 460 Skipped: 204

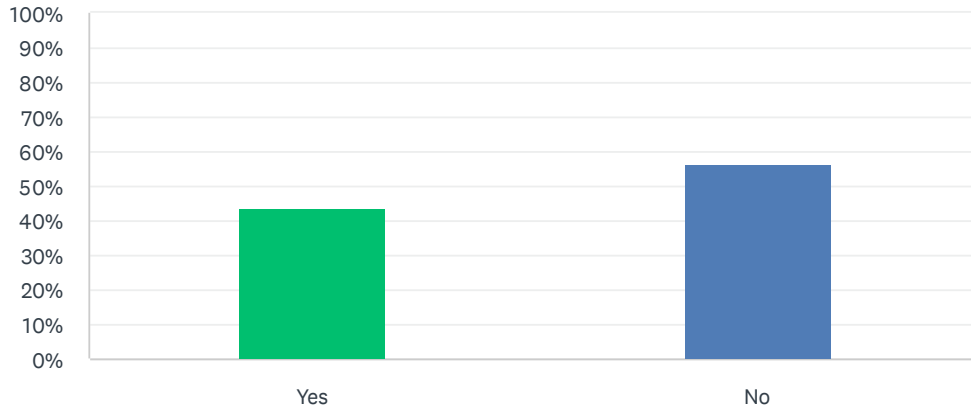


ANSWER CHOICES	RESPONSES
Yes (1)	70.22% 323
No (2)	29.78% 137
TOTAL	460

BASIC STATISTICS				
Minimum 1.00	Maximum 2.00	Median 1.00	Mean 1.30	Standard Deviation 0.46

Q65 Before the affair, did you worry that one day your partner would leave you?

Answered: 460 Skipped: 204

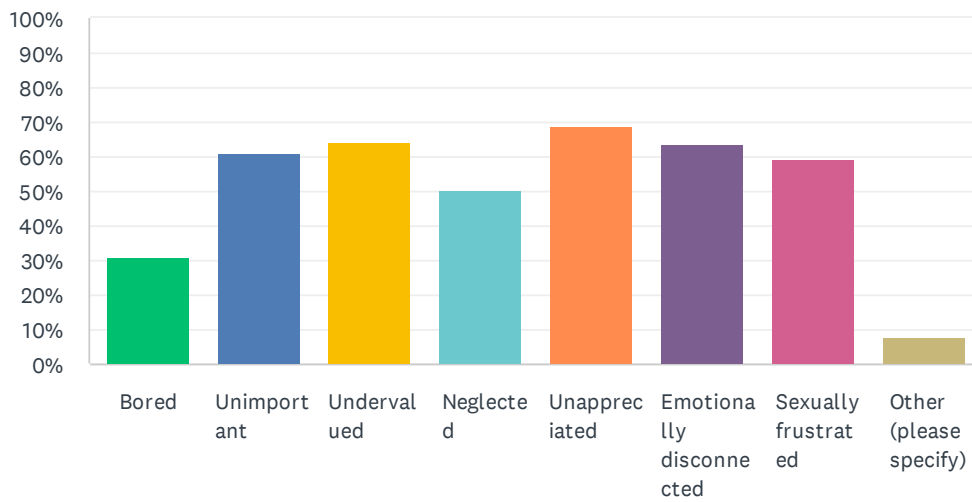


ANSWER CHOICES	RESPONSES	
Yes (1)	43.48%	200
No (2)	56.52%	260
TOTAL		460

BASIC STATISTICS				
Minimum	Maximum	Median	Mean	Standard Deviation
1.00	2.00	2.00	1.57	0.50

Q66 Which of these did you feel before the affair ? (Click all that apply)

Answered: 460 Skipped: 204

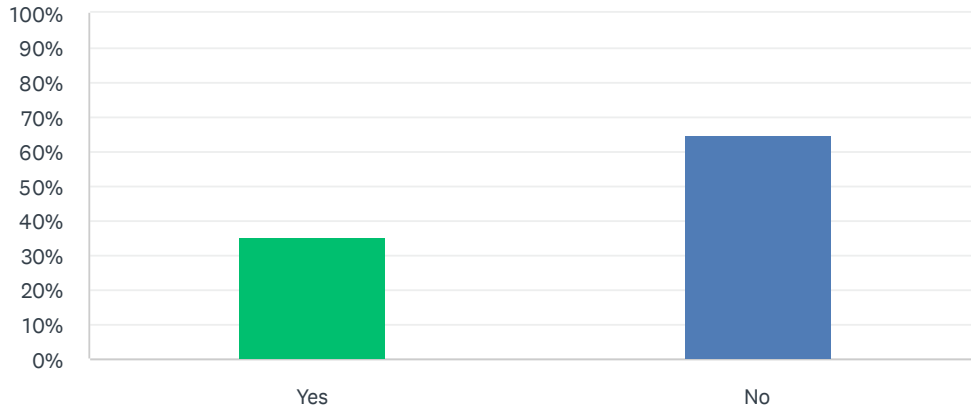


ANSWER CHOICES	RESPONSES
Bored (1)	31.30% 144
Unimportant (2)	61.30% 282
Undervalued (3)	64.35% 296
Neglected (4)	50.43% 232
Unappreciated (5)	68.70% 316
Emotionally disconnected (6)	63.48% 292
Sexually frustrated (7)	59.57% 274
Other (please specify) (8)	8.04% 37
Total Respondents: 460	

BASIC STATISTICS				
Minimum	Maximum	Median	Mean	Standard Deviation
1.00	8.00	4.00	4.31	1.94

Q67 Was there a trauma or a trigger that caused you to reach for an affair?

Answered: 460 Skipped: 204



ANSWER CHOICES		RESPONSES	
Yes (1)		35.43%	163
No (2)		64.57%	297
TOTAL			460

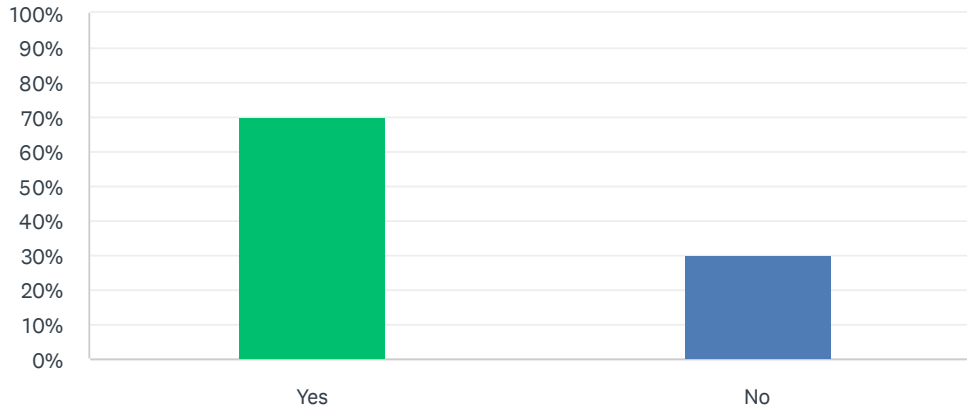
BASIC STATISTICS				
Minimum	Maximum	Median	Mean	Standard Deviation
1.00	2.00	2.00	1.65	0.48

Q68 If yes, what was that trauma or trigger? Please answer "Not applicable" if a trauma or trigger did not cause you to reach for an affair.

Answered: 460 Skipped: 204

Q69 In hindsight, did you pursue the affair to help you cope with the pain of life?

Answered: 460 Skipped: 204

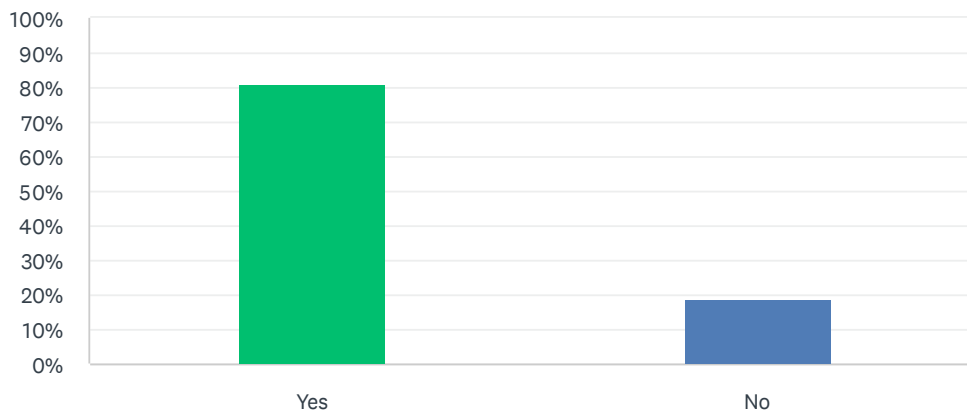


ANSWER CHOICES	RESPONSES	
Yes (1)	70.00%	322
No (2)	30.00%	138
TOTAL		460

BASIC STATISTICS				
Minimum	Maximum	Median	Mean	Standard Deviation
1.00	2.00	1.00	1.30	0.46

Q70 Prior to the affair, did you avoid conflict?

Answered: 460 Skipped: 204

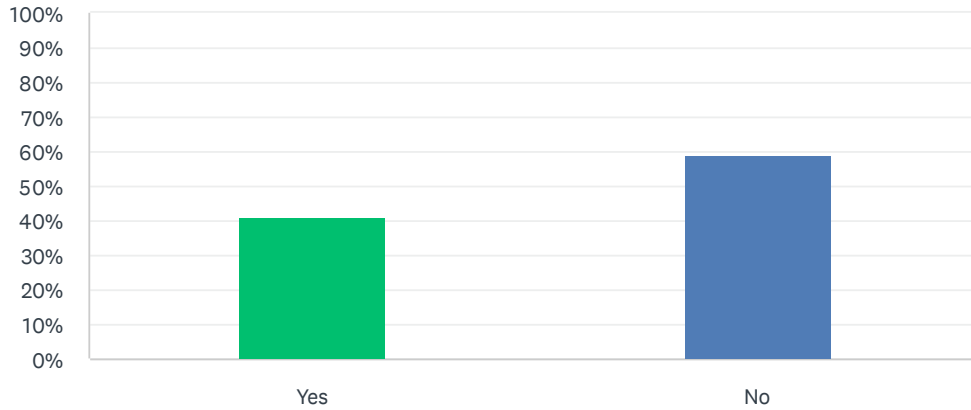


ANSWER CHOICES	RESPONSES
Yes (1)	81.09% 373
No (2)	18.91% 87
TOTAL	460

BASIC STATISTICS				
Minimum	Maximum	Median	Mean	Standard Deviation
1.00	2.00	1.00	1.19	0.39

Q71 Prior to the affair, did you rely on your partner to help you calm down and/or soothe yourself?

Answered: 460 Skipped: 204

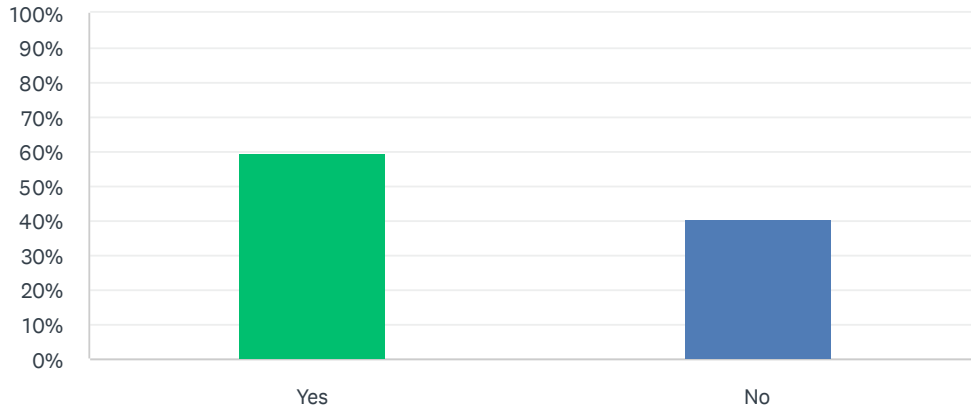


ANSWER CHOICES	RESPONSES	
Yes (1)	41.30%	190
No (2)	58.70%	270
TOTAL		460

BASIC STATISTICS				
Minimum	Maximum	Median	Mean	Standard Deviation
1.00	2.00	2.00	1.59	0.49

Q72 Do you struggle with soothing yourself and calming down when you are upset?

Answered: 460 Skipped: 204

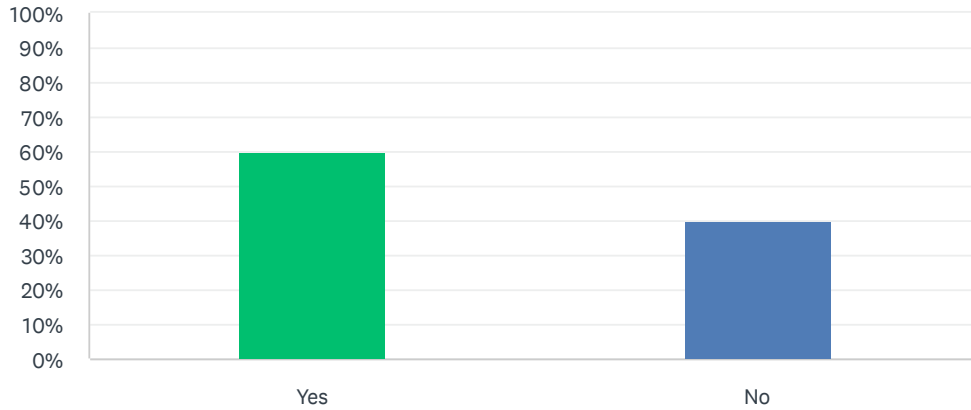


ANSWER CHOICES	RESPONSES	
Yes (1)	59.35%	273
No (2)	40.65%	187
TOTAL		460

BASIC STATISTICS				
Minimum	Maximum	Median	Mean	Standard Deviation
1.00	2.00	1.00	1.41	0.49

Q73 Prior to the affair, did you struggle with feeling inadequate or ashamed by your partner?

Answered: 460 Skipped: 204

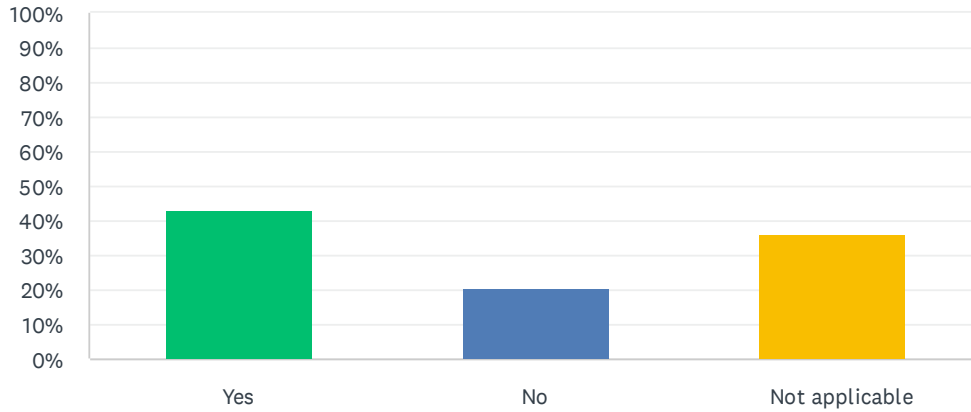


ANSWER CHOICES	RESPONSES
Yes (1)	60.22% 277
No (2)	39.78% 183
TOTAL	460

BASIC STATISTICS				
Minimum	Maximum	Median	Mean	Standard Deviation
1.00	2.00	1.00	1.40	0.49

Q74 If yes, were you angry at your partner for making you feel inadequate or ashamed?

Answered: 460 Skipped: 204

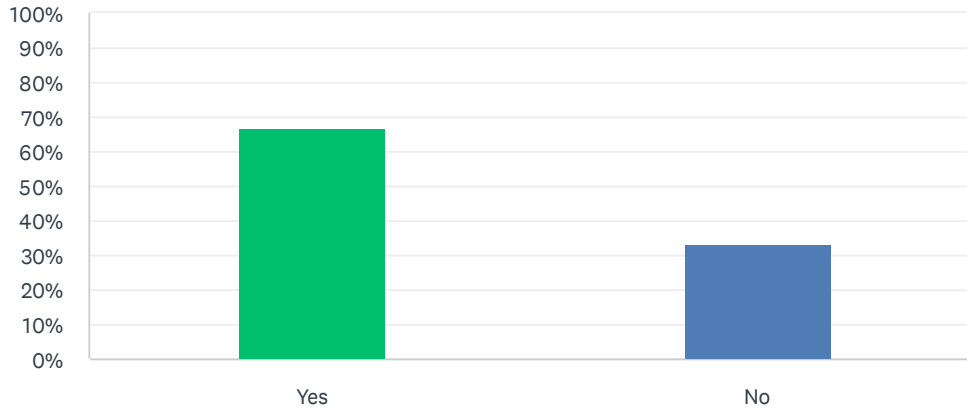


ANSWER CHOICES	RESPONSES	
Yes (1)	43.26%	199
No (2)	20.43%	94
Not applicable (3)	36.30%	167
TOTAL		460

BASIC STATISTICS				
Minimum	Maximum	Median	Mean	Standard Deviation
1.00	3.00	2.00	1.93	0.89

Q75 Prior to the affair, did you feel extra sensitive to rejection or criticism from others?

Answered: 460 Skipped: 204

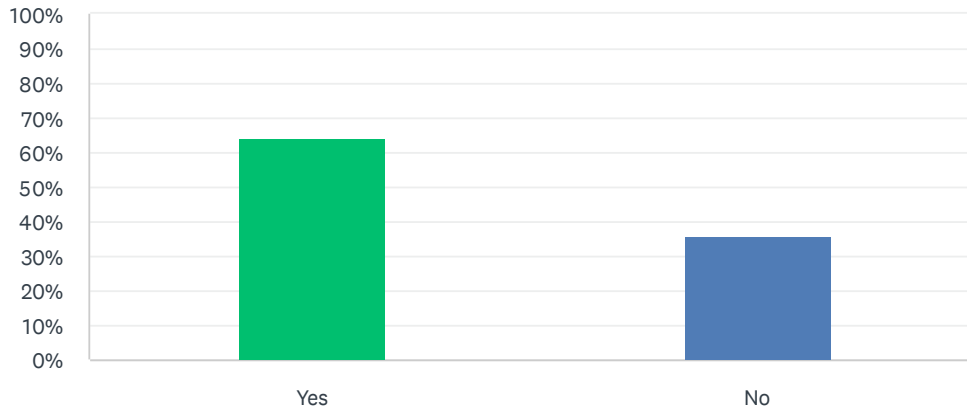


ANSWER CHOICES	RESPONSES	
Yes (1)	66.74%	307
No (2)	33.26%	153
TOTAL		460

BASIC STATISTICS				
Minimum	Maximum	Median	Mean	Standard Deviation
1.00	2.00	1.00	1.33	0.47

Q76 Did you feel that your partner should have been more supportive and appreciative of you, and instead made you feel that you weren't good enough?

Answered: 460 Skipped: 204

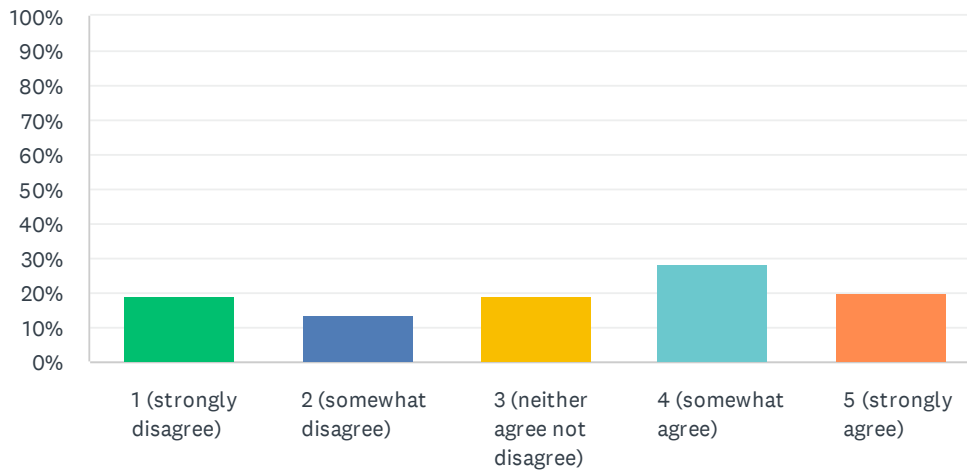


ANSWER CHOICES	RESPONSES	
Yes (1)	64.35%	296
No (2)	35.65%	164
TOTAL		460

BASIC STATISTICS				
Minimum	Maximum	Median	Mean	Standard Deviation
1.00	2.00	1.00	1.36	0.48

Q77 How strongly do you agree or disagree with this statement: "Before the affair, I was not feeling good, the relationship was strained, and then a trauma/trigger made me reach out for an affair to relive my pain."

Answered: 460 Skipped: 204

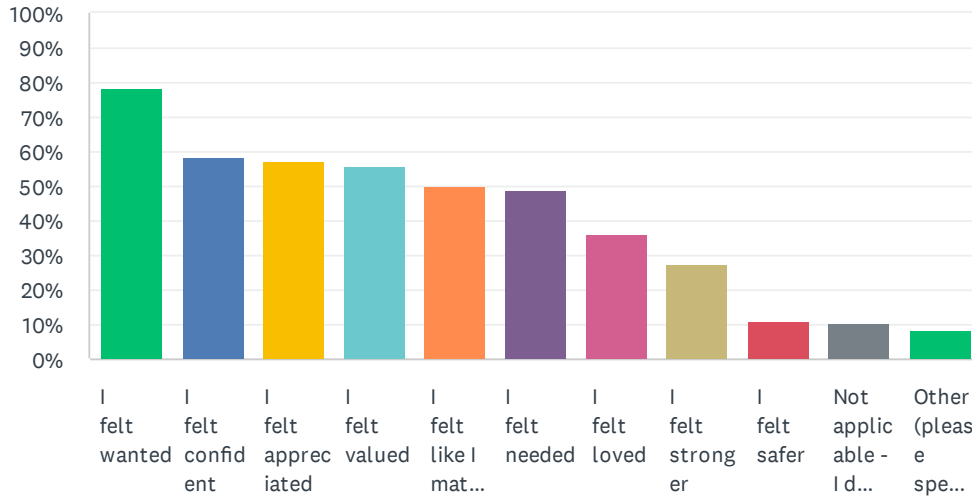


ANSWER CHOICES	RESPONSES	
1 (strongly disagree) (1)	19.13%	88
2 (somewhat disagree) (2)	13.91%	64
3 (neither agree not disagree) (3)	18.91%	87
4 (somewhat agree) (4)	28.26%	130
5 (strongly agree) (5)	19.78%	91
TOTAL		460

BASIC STATISTICS				
Minimum	Maximum	Median	Mean	Standard Deviation
1.00	5.00	3.00	3.16	1.40

Q78 What emotional benefits did you get out of the affair? (Click all that apply)

Answered: 460 Skipped: 204

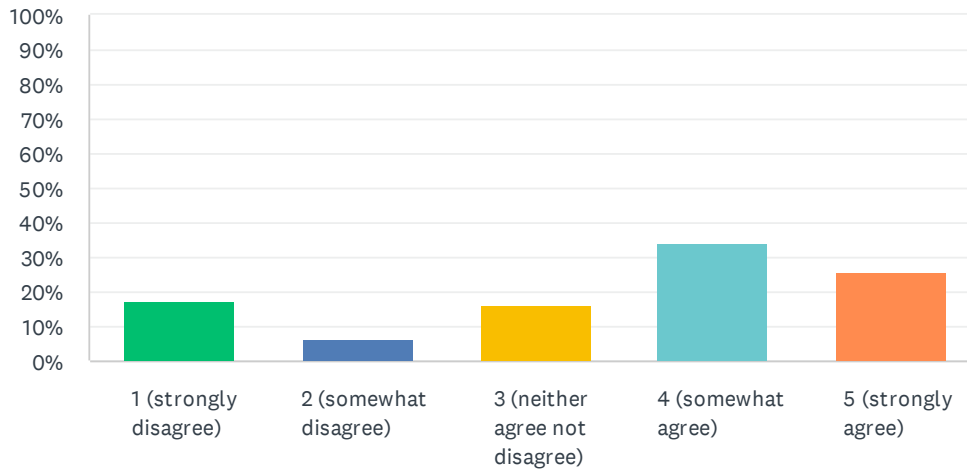


ANSWER CHOICES	RESPONSES	
I felt wanted (1)	78.48%	361
I felt confident (2)	58.26%	268
I felt appreciated (6)	57.17%	263
I felt valued (5)	55.87%	257
I felt like I mattered (9)	49.78%	229
I felt needed (8)	48.70%	224
I felt loved (7)	36.09%	166
I felt stronger (4)	27.61%	127
I felt safer (3)	11.09%	51
Not applicable - I did not get an emotional benefit out of the affair (10)	10.43%	48
Other (please specify) (11)	8.48%	39
Total Respondents: 460		

BASIC STATISTICS				
Minimum	Maximum	Median	Mean	Standard Deviation
1.00	11.00	5.00	5.09	2.95

Q79 On a scale of 1-5, how strongly do you agree with this statement: "Affairs are a painkiller."

Answered: 460 Skipped: 204

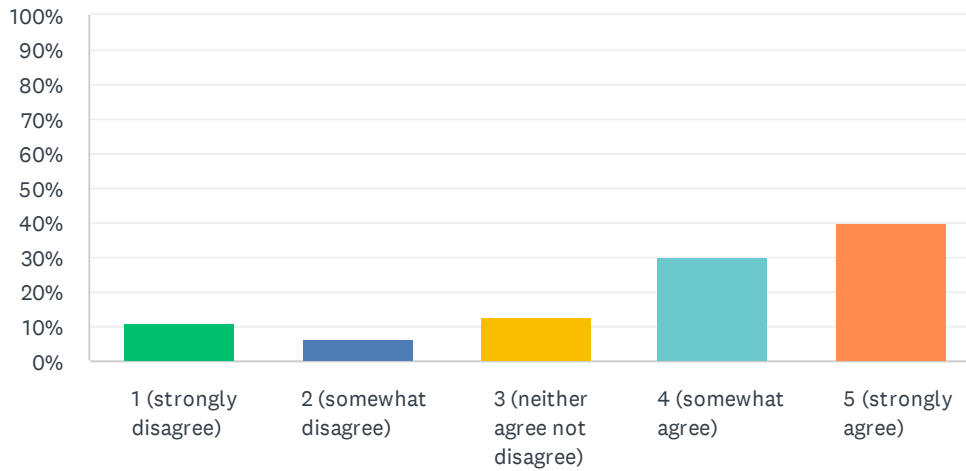


ANSWER CHOICES	RESPONSES	
1 (strongly disagree) (1)	17.61%	81
2 (somewhat disagree) (2)	6.09%	28
3 (neither agree not disagree) (3)	16.52%	76
4 (somewhat agree) (4)	34.13%	157
5 (strongly agree) (5)	25.65%	118
TOTAL		460

BASIC STATISTICS				
Minimum	Maximum	Median	Mean	Standard Deviation
1.00	5.00	4.00	3.44	1.39

Q80 On a scale of 1-5, how strongly do you agree with this statement: "Affairs are like an addiction."

Answered: 460 Skipped: 204



ANSWER CHOICES	RESPONSES	
1 (strongly disagree) (1)	11.09%	51
2 (somewhat disagree) (2)	6.30%	29
3 (neither agree not disagree) (3)	12.83%	59
4 (somewhat agree) (4)	29.78%	137
5 (strongly agree) (5)	40.00%	184
TOTAL		460

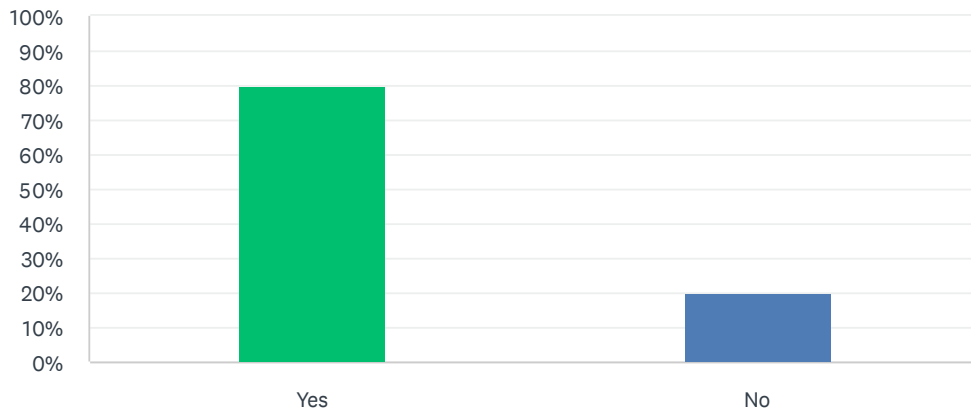
BASIC STATISTICS				
Minimum	Maximum	Median	Mean	Standard Deviation
1.00	5.00	4.00	3.81	1.32

Q81 Why do you think you had the affair?

Answered: 460 Skipped: 204

Q82 Did you look at pornography before the affair?

Answered: 454 Skipped: 210

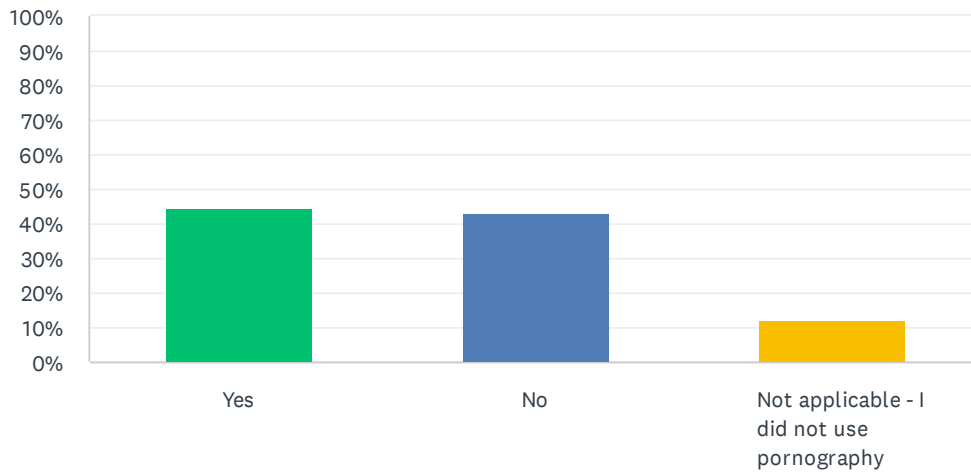


ANSWER CHOICES	RESPONSES
Yes (1)	80.18% 364
No (2)	19.82% 90
TOTAL	454

BASIC STATISTICS				
Minimum	Maximum	Median	Mean	Standard Deviation
1.00	2.00	1.00	1.20	0.40

Q83 Did your use of pornography escalate over time?

Answered: 454 Skipped: 210

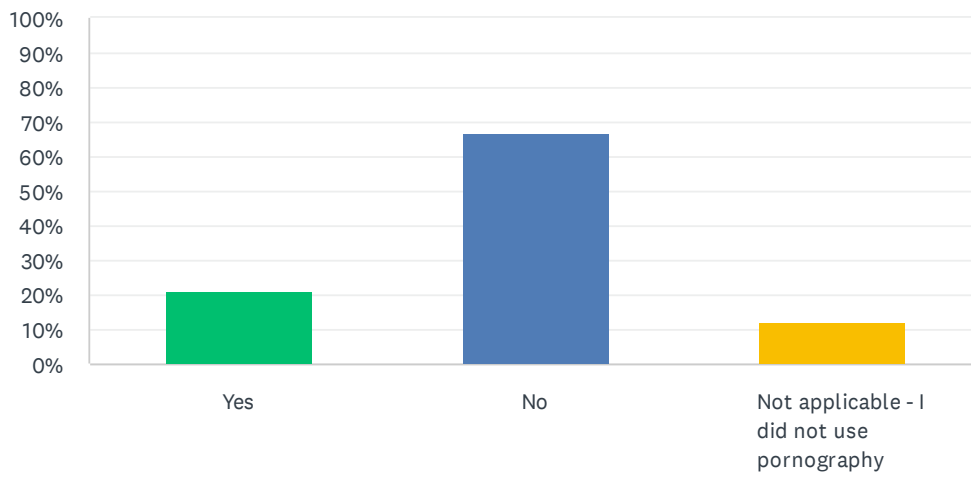


ANSWER CHOICES	RESPONSES
Yes (1)	44.71% 203
No (2)	42.95% 195
Not applicable - I did not use pornography (3)	12.33% 56
TOTAL	454

BASIC STATISTICS				
Minimum	Maximum	Median	Mean	Standard Deviation
1.00	3.00	2.00	1.68	0.68

Q84 Did looking at pornography lead you to have an affair?

Answered: 454 Skipped: 210

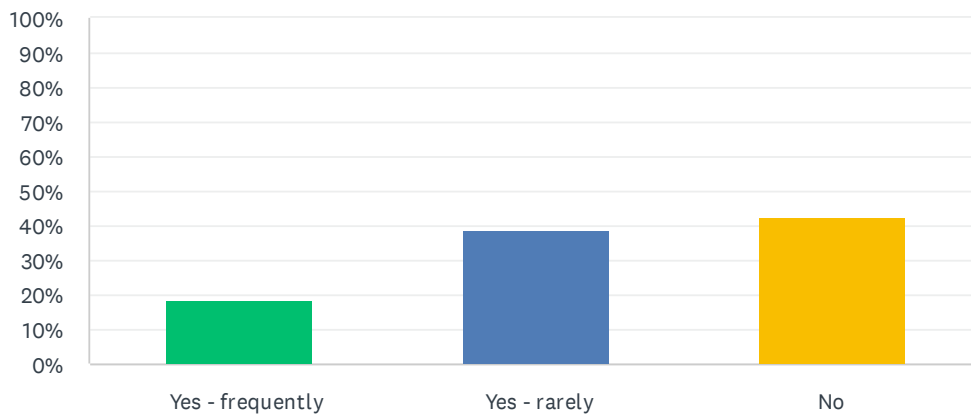


ANSWER CHOICES	RESPONSES
Yes (1)	20.93% 95
No (2)	66.96% 304
Not applicable - I did not use pornography (3)	12.11% 55
TOTAL	454

BASIC STATISTICS				
Minimum	Maximum	Median	Mean	Standard Deviation
1.00	3.00	2.00	1.91	0.57

Q85 Do you still look at pornography now (after the affair)?

Answered: 454 Skipped: 210

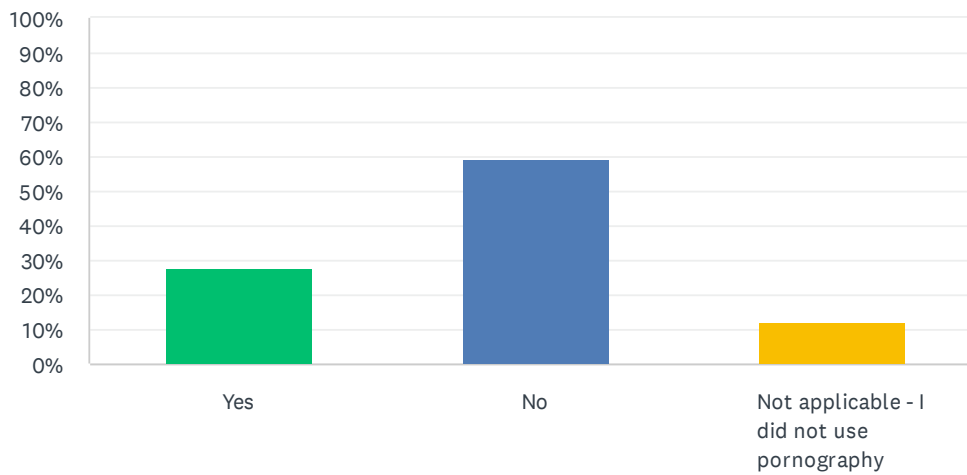


ANSWER CHOICES	RESPONSES	
Yes - frequently (1)	18.28%	83
Yes - rarely (2)	39.21%	178
No (3)	42.51%	193
TOTAL		454

BASIC STATISTICS				
Minimum	Maximum	Median	Mean	Standard Deviation
1.00	3.00	2.00	2.24	0.74

Q86 Did you then or do you now have a porn addiction?

Answered: 454 Skipped: 210



ANSWER CHOICES	RESPONSES
Yes (1)	27.97% 127
No (2)	59.69% 271
Not applicable - I did not use pornography (3)	12.33% 56
TOTAL	454

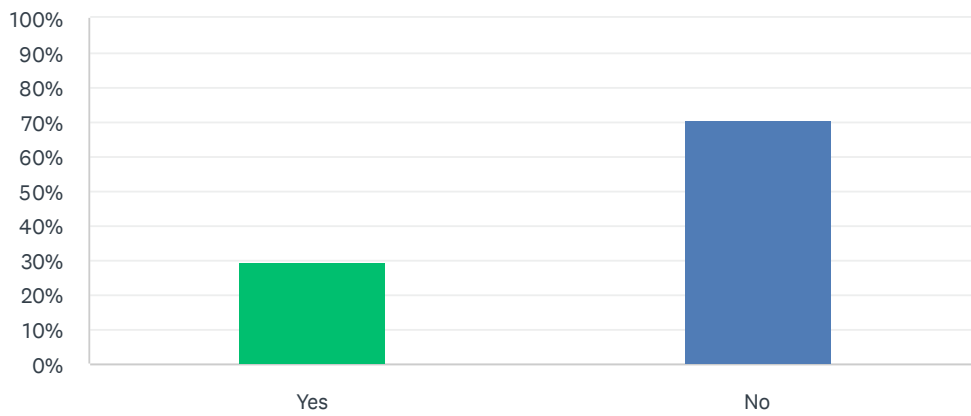
BASIC STATISTICS				
Minimum	Maximum	Median	Mean	Standard Deviation
1.00	3.00	2.00	1.84	0.62

Q87 If you looked at pornography, how do you think it contributed to your affair? Please answer "Not applicable" if you did not look at pornography.

Answered: 454 Skipped: 210

Q88 Prior to the affair, did you drink or use substances excessively?

Answered: 454 Skipped: 210

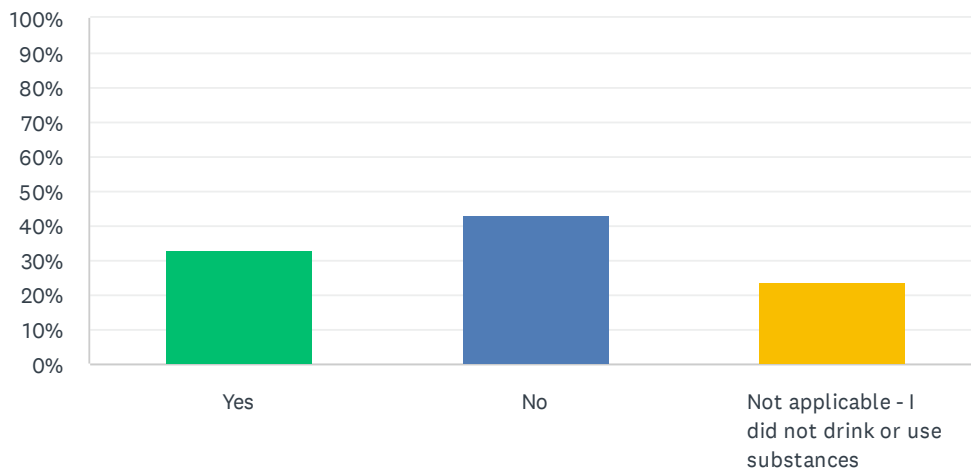


ANSWER CHOICES	RESPONSES
Yes (1)	29.30% 133
No (2)	70.70% 321
TOTAL	454

BASIC STATISTICS				
Minimum 1.00	Maximum 2.00	Median 2.00	Mean 1.71	Standard Deviation 0.46

Q89 Did your drinking/substance use increase during the affair?

Answered: 454 Skipped: 210

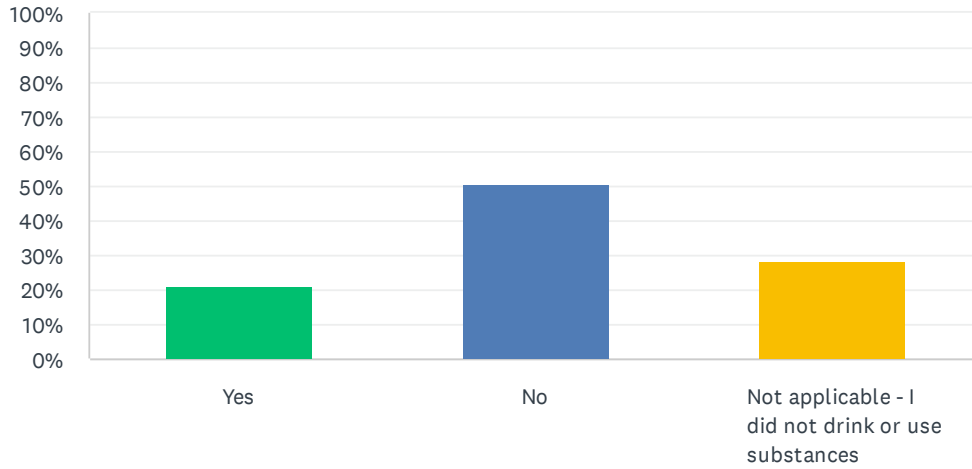


ANSWER CHOICES	RESPONSES	
Yes (1)	33.04%	150
No (2)	43.17%	196
Not applicable - I did not drink or use substances (3)	23.79%	108
TOTAL		454

BASIC STATISTICS				
Minimum	Maximum	Median	Mean	Standard Deviation
1.00	3.00	2.00	1.91	0.75

Q90 In your opinion, did your drinking/substance use contribute to the affair?

Answered: 454 Skipped: 210

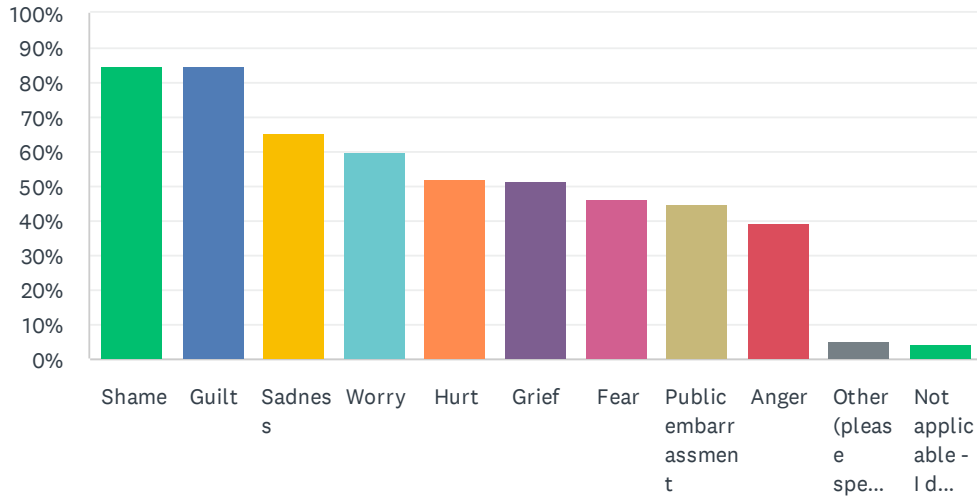


ANSWER CHOICES	RESPONSES	
Yes (1)	21.15%	96
No (2)	50.66%	230
Not applicable - I did not drink or use substances (3)	28.19%	128
TOTAL		454

BASIC STATISTICS				
Minimum	Maximum	Median	Mean	Standard Deviation
1.00	3.00	2.00	2.07	0.70

Q91 What feelings did you struggle with most as you started to heal? (Click all that apply)

Answered: 404 Skipped: 260

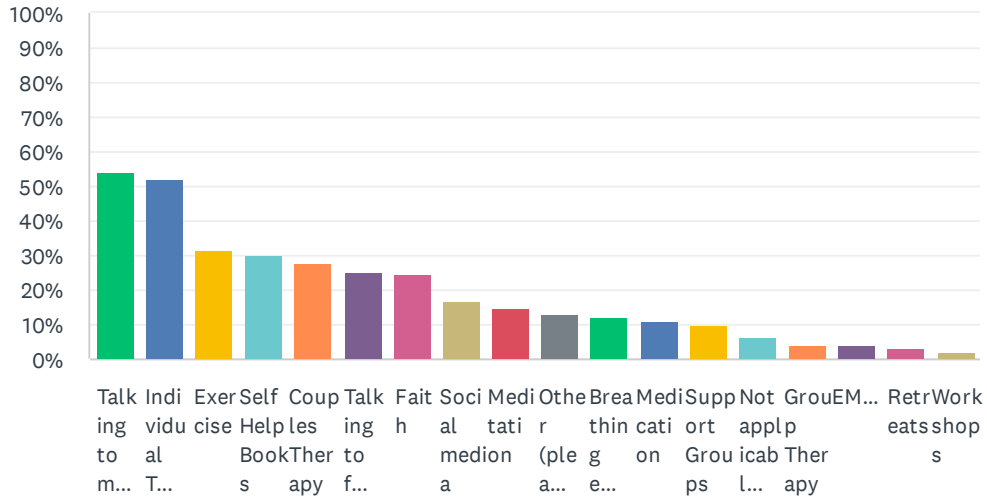


ANSWER CHOICES	RESPONSES	
Shame (1)	84.65%	342
Guilt (4)	84.65%	342
Sadness (2)	65.35%	264
Worry (9)	59.90%	242
Hurt (8)	52.23%	211
Grief (3)	51.49%	208
Fear (5)	46.53%	188
Public embarrassment (6)	44.80%	181
Anger (7)	39.60%	160
Other (please specify) (11)	5.20%	21
Not applicable - I did not struggle with any feelings as I started to heal (10)	3.96%	16
Total Respondents: 404		

BASIC STATISTICS				
Minimum	Maximum	Median	Mean	Standard Deviation
1.00	11.00	4.00	4.72	2.76

Q92 What helped you cope with the pain as you healed? (Click all that apply)

Answered: 404 Skipped: 260

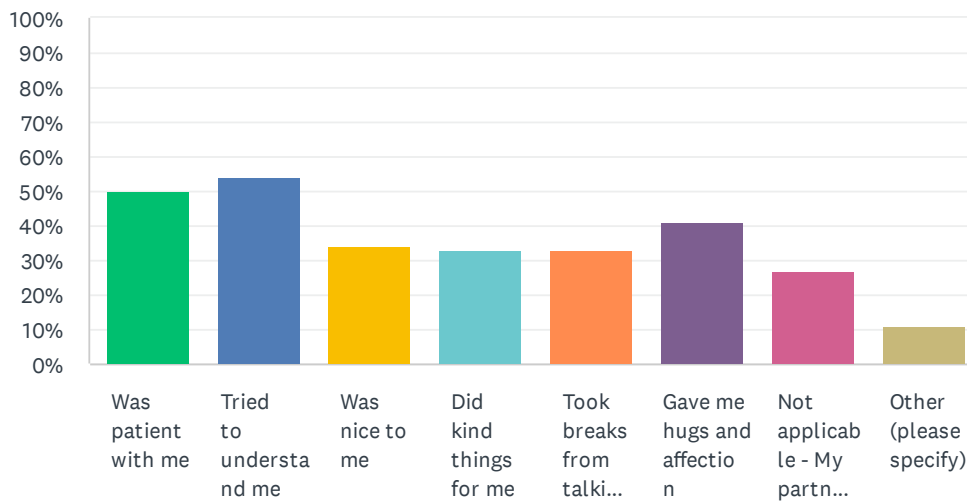


ANSWER CHOICES	RESPONSES	
Talking to my partner (1)	54.46%	220
Individual Therapy (3)	52.23%	211
Exercise (9)	31.68%	128
Self Help Books (4)	29.95%	121
Couples Therapy (2)	27.72%	112
Talking to friends/family (7)	25.25%	102
Faith (8)	25.00%	101
Social media (16)	16.58%	67
Meditation (13)	14.60%	59
Other (please specify) (18)	13.37%	54
Breathing exercises (12)	12.13%	49
Medication (11)	11.14%	45
Support Groups (5)	9.90%	40
Not applicable - I did not need to cope with pain (17)	6.19%	25
Group Therapy (6)	3.96%	16
EMDR (10)	3.96%	16
Retreats (15)	3.22%	13
Workshops (14)	2.23%	9
Total Respondents: 404		

BASIC STATISTICS				
Minimum	Maximum	Median	Mean	Standard Deviation
1.00	18.00	5.00	6.72	5.08

Q93 What did your partner do that helped you heal? (Click all that apply)

Answered: 404 Skipped: 260

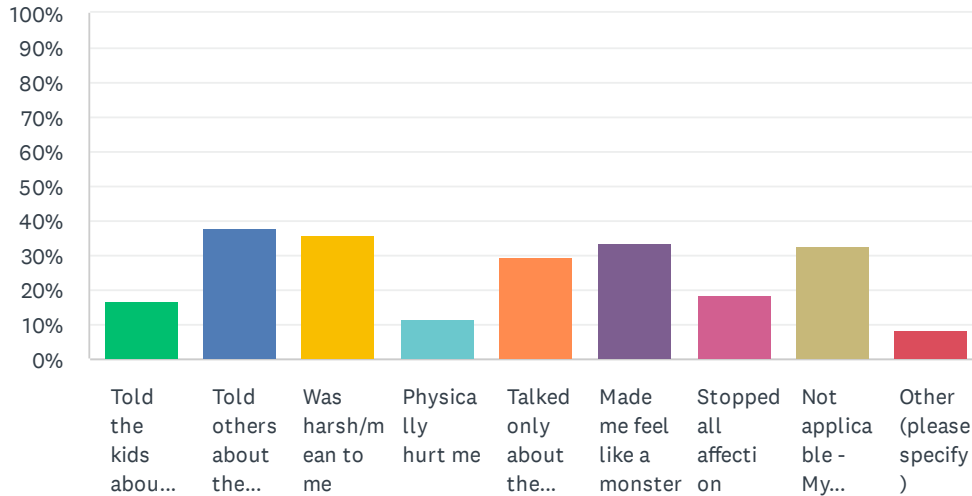


ANSWER CHOICES	RESPONSES	
Was patient with me (1)	49.75%	201
Tried to understand me (2)	53.96%	218
Was nice to me (3)	34.41%	139
Did kind things for me (4)	32.92%	133
Took breaks from talking about the affair (5)	33.17%	134
Gave me hugs and affection (6)	41.09%	166
Not applicable - My partner did not help me heal (7)	26.73%	108
Other (please specify) (8)	11.14%	45
Total Respondents: 404		

BASIC STATISTICS				
Minimum	Maximum	Median	Mean	Standard Deviation
1.00	8.00	4.00	3.82	2.15

Q94 What did your partner do that hindered or hurt your healing? (Click all that apply)

Answered: 404 Skipped: 260

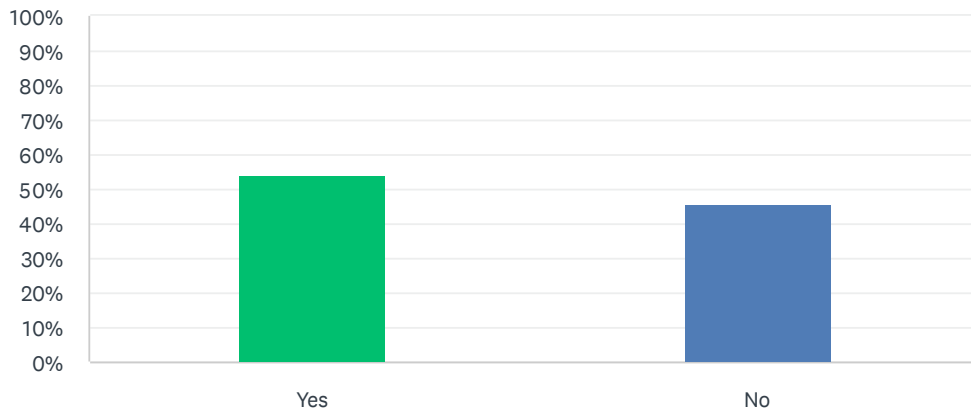


ANSWER CHOICES	RESPONSES	
Told the kids about the affair (1)	16.83%	68
Told others about the affair (2)	38.12%	154
Was harsh/mean to me (3)	35.64%	144
Physically hurt me (4)	11.39%	46
Talked only about the affair (5)	29.46%	119
Made me feel like a monster (6)	33.91%	137
Stopped all affection (7)	18.56%	75
Not applicable - My partner did not hinder or hurt my healing (8)	32.67%	132
Other (please specify) (9)	8.42%	34
Total Respondents: 404		

BASIC STATISTICS				
Minimum	Maximum	Median	Mean	Standard Deviation
1.00	9.00	5.00	4.73	2.39

Q95 Did you do counseling together?

Answered: 404 Skipped: 260

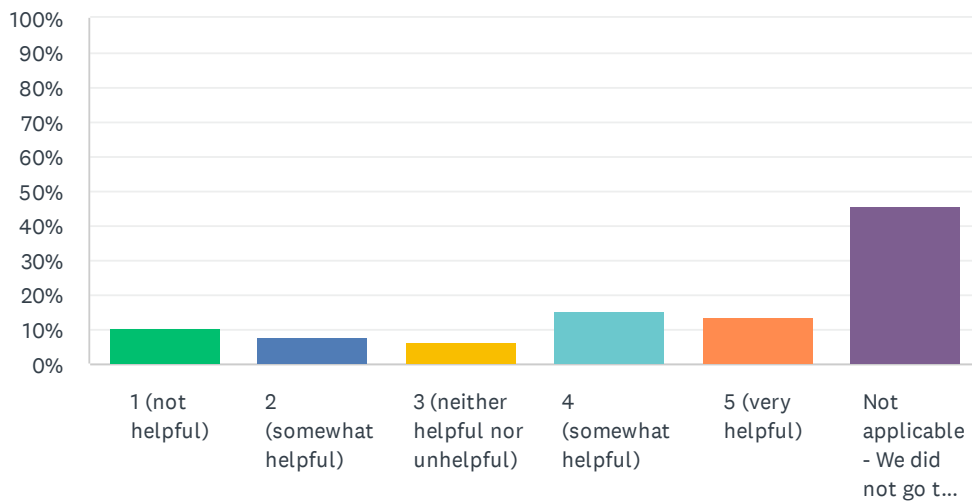


ANSWER CHOICES	RESPONSES
Yes (1)	54.21% 219
No (2)	45.79% 185
TOTAL	404

BASIC STATISTICS				
Minimum 1.00	Maximum 2.00	Median 1.00	Mean 1.46	Standard Deviation 0.50

Q96 On a scale of 1-5, how helpful was couples counseling for you?

Answered: 404 Skipped: 260



ANSWER CHOICES	RESPONSES	
1 (not helpful) (1)	10.40%	42
2 (somewhat helpful) (2)	7.92%	32
3 (neither helpful nor unhelpful) (3)	6.44%	26
4 (somewhat helpful) (4)	15.35%	62
5 (very helpful) (5)	13.86%	56
Not applicable - We did not go to couples counseling (6)	46.04%	186
TOTAL		404

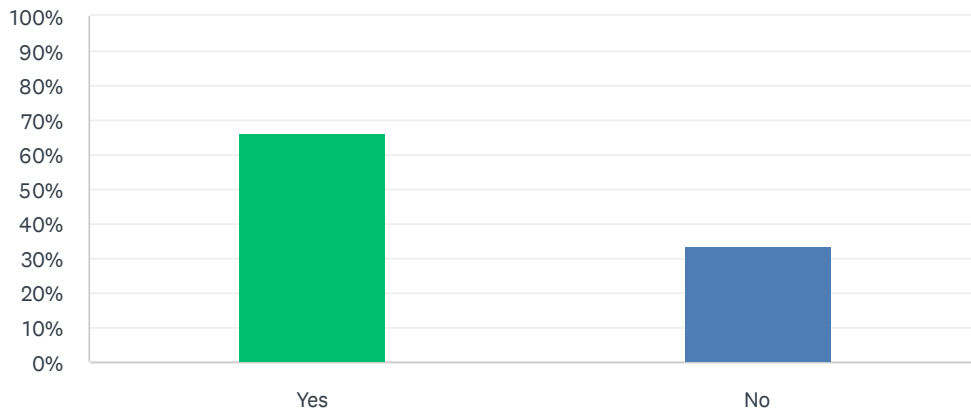
BASIC STATISTICS				
Minimum	Maximum	Median	Mean	Standard Deviation
1.00	6.00	5.00	4.52	1.74

Q97 If you felt the counseling was not helpful, why do you say so? (It's ok, we want to know!) Please answer "Not applicable" if you did not go to couples counseling.

Answered: 404 Skipped: 260

Q98 Did you do individual counseling?

Answered: 404 Skipped: 260

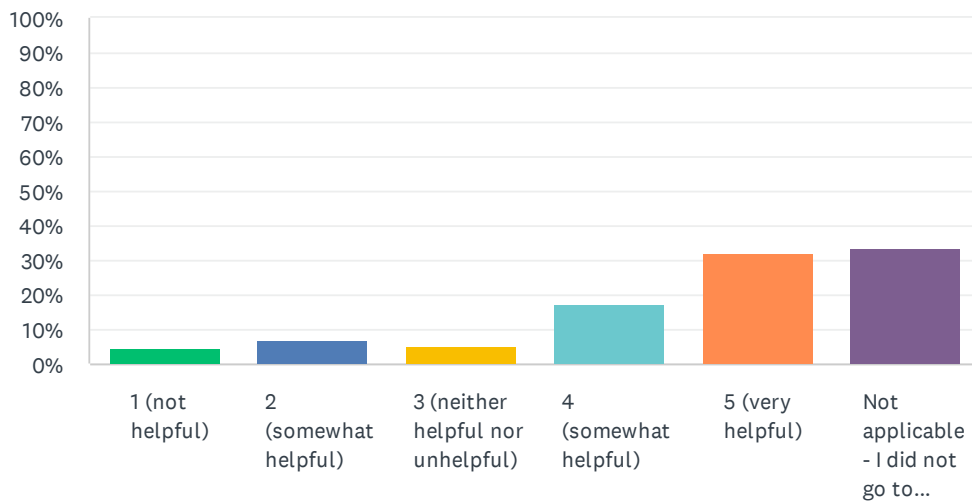


ANSWER CHOICES	RESPONSES
Yes (1)	66.09% 267
No (2)	33.91% 137
TOTAL	404

BASIC STATISTICS				
Minimum 1.00	Maximum 2.00	Median 1.00	Mean 1.34	Standard Deviation 0.47

Q99 How helpful was individual counseling for you? (Scale 1 - 5)

Answered: 404 Skipped: 260



ANSWER CHOICES	RESPONSES	
1 (not helpful) (1)	4.70%	19
2 (somewhat helpful) (2)	6.68%	27
3 (neither helpful nor unhelpful) (3)	5.45%	22
4 (somewhat helpful) (4)	17.33%	70
5 (very helpful) (5)	32.18%	130
Not applicable - I did not go to individual counseling (6)	33.66%	136
TOTAL		404

BASIC STATISTICS				
Minimum	Maximum	Median	Mean	Standard Deviation
1.00	6.00	5.00	4.67	1.40

Q100 Thinking about all of the things you did to help you heal your relationship, what one thing made the most difference?

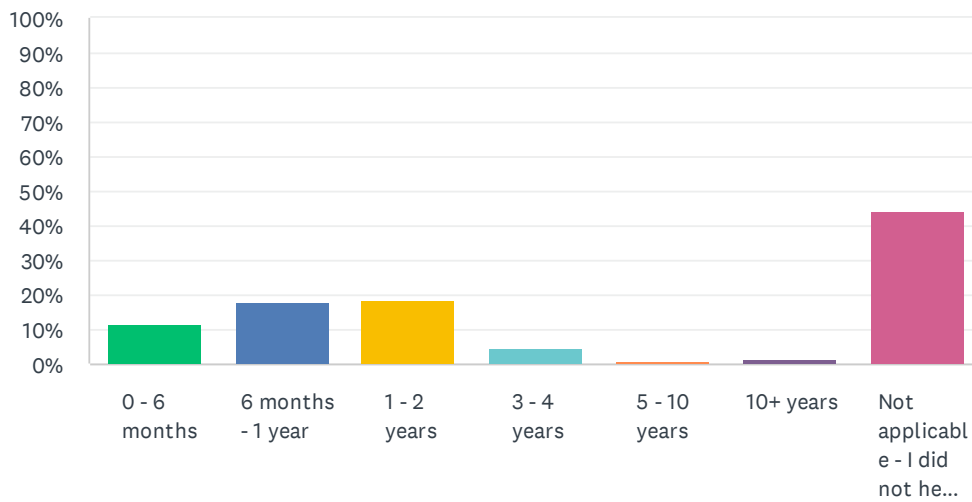
Answered: 404 Skipped: 260

Q101 What gave you hope as you were healing?

Answered: 404 Skipped: 260

Q102 How long did it take for you to heal from the affair?

Answered: 404 Skipped: 260

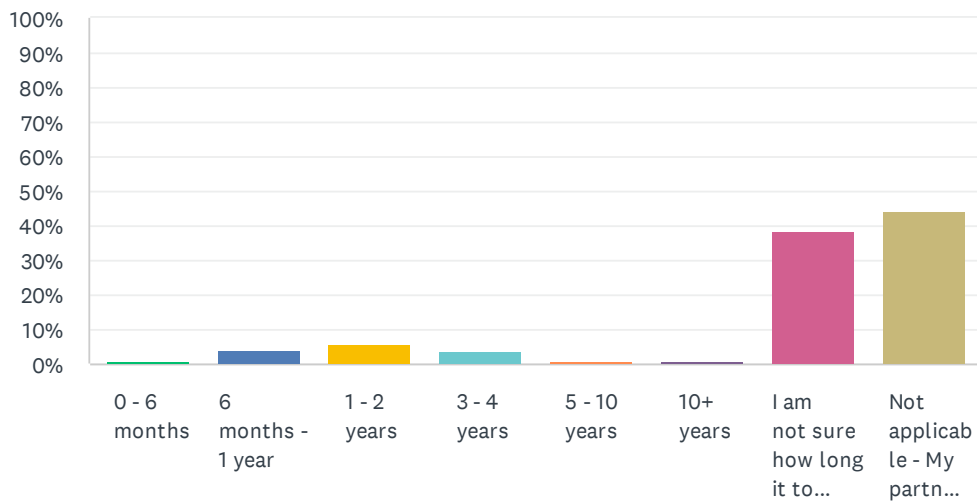


ANSWER CHOICES	RESPONSES	
0 - 6 months (1)	11.63%	47
6 months - 1 year (2)	17.82%	72
1 - 2 years (3)	18.56%	75
3 - 4 years (4)	4.70%	19
5 - 10 years (5)	1.24%	5
10+ years (6)	1.73%	7
Not applicable - I did not heal from the affair (7)	44.31%	179
TOTAL		404

BASIC STATISTICS				
Minimum	Maximum	Median	Mean	Standard Deviation
1.00	7.00	4.00	4.49	2.40

Q103 How long did it take for your partner to heal from the affair?

Answered: 404 Skipped: 260

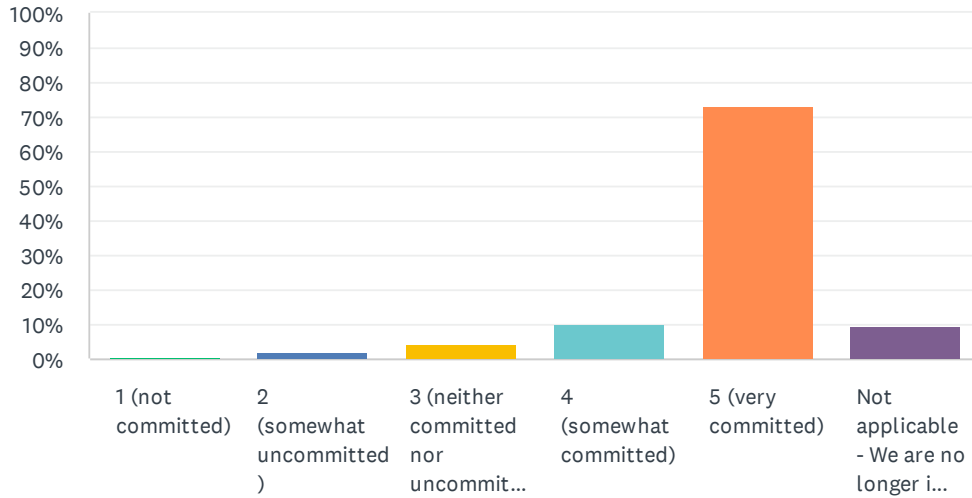


ANSWER CHOICES	RESPONSES	
0 - 6 months (1)	1.24%	5
6 months - 1 year (2)	4.46%	18
1 - 2 years (3)	5.94%	24
3 - 4 years (4)	3.47%	14
5 - 10 years (5)	0.99%	4
10+ years (6)	0.99%	4
I am not sure how long it took my partner to heal from the affair (7)	38.61%	156
Not applicable - My partner did not heal from the affair (8)	44.31%	179
TOTAL		404

BASIC STATISTICS				
Minimum	Maximum	Median	Mean	Standard Deviation
1.00	8.00	7.00	6.77	1.81

Q104 How committed to your marriage/relationship are you now? (Scale 1 - 5)

Answered: 404 Skipped: 260

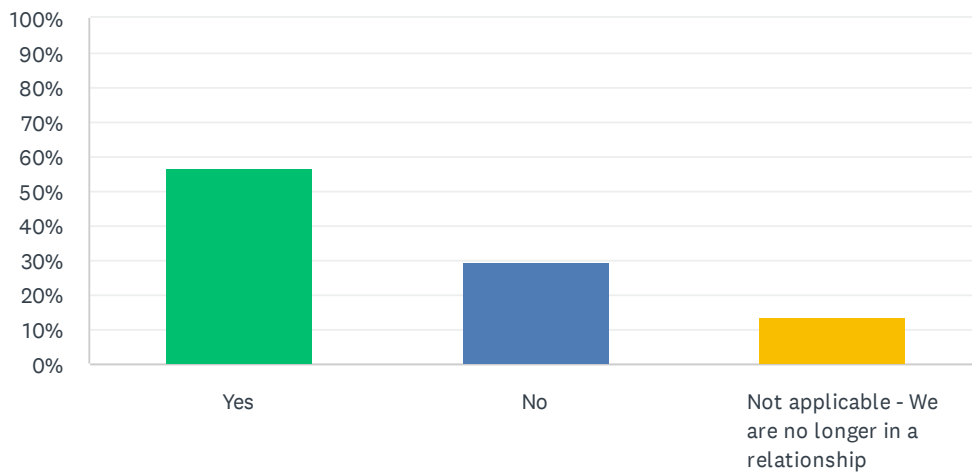


ANSWER CHOICES	RESPONSES	
1 (not committed) (1)	0.50%	2
2 (somewhat uncommitted) (2)	2.23%	9
3 (neither committed nor uncommitted) (3)	4.46%	18
4 (somewhat committed) (4)	10.15%	41
5 (very committed) (5)	73.27%	296
Not applicable - We are no longer in a relationship (6)	9.41%	38
TOTAL		404

BASIC STATISTICS				
Minimum	Maximum	Median	Mean	Standard Deviation
1.00	6.00	5.00	4.82	0.79

Q105 Do you feel your relationship is better after the affair?

Answered: 404 Skipped: 260



ANSWER CHOICES	RESPONSES	
Yes (1)	56.68%	229
No (2)	29.70%	120
Not applicable - We are no longer in a relationship (3)	13.61%	55
TOTAL		404

BASIC STATISTICS				
Minimum	Maximum	Median	Mean	Standard Deviation
1.00	3.00	1.00	1.57	0.72

Q106 What advice would you give a straying spouse/partner who wanted to heal their relationship after an affair?

Answered: 404 Skipped: 260