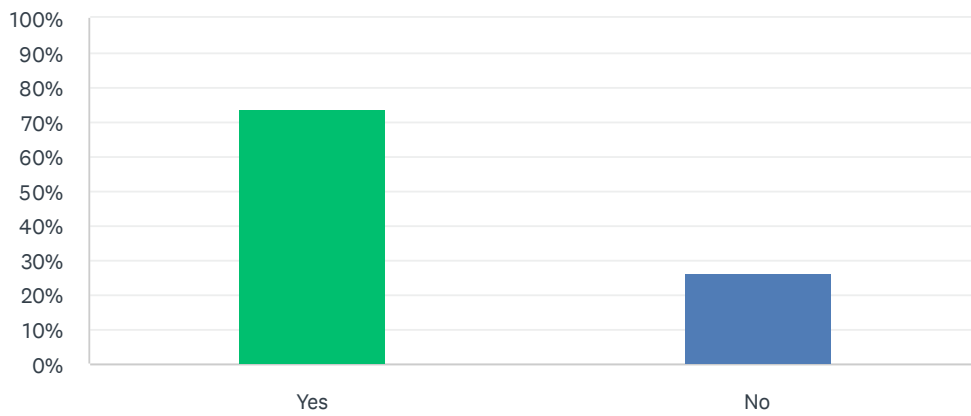


Q1 In your adult romantic relationships, have you ever had an affair?

Answered: 2,115 Skipped: 0

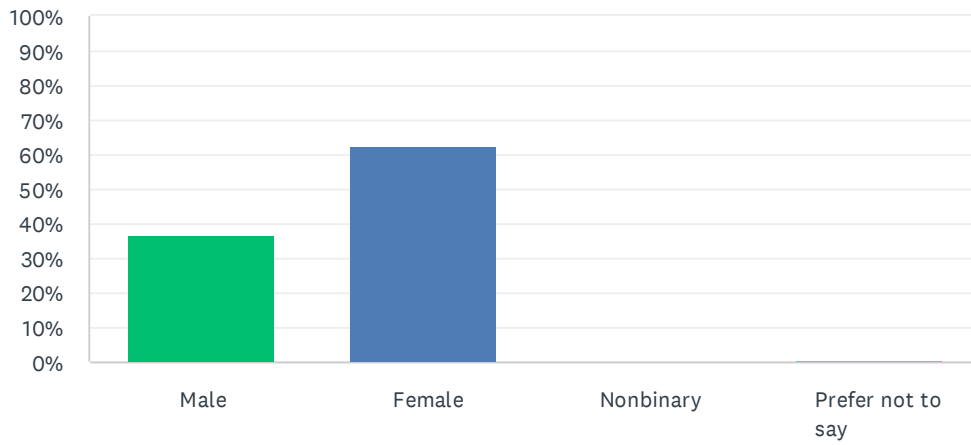


ANSWER CHOICES		RESPONSES	
Yes (1)		73.52%	1,555
No (2)		26.48%	560
TOTAL			2,115

BASIC STATISTICS				
Minimum	Maximum	Median	Mean	Standard Deviation
1.00	2.00	1.00	1.26	0.44

Q2 What is your gender?

Answered: 2,114 Skipped: 1

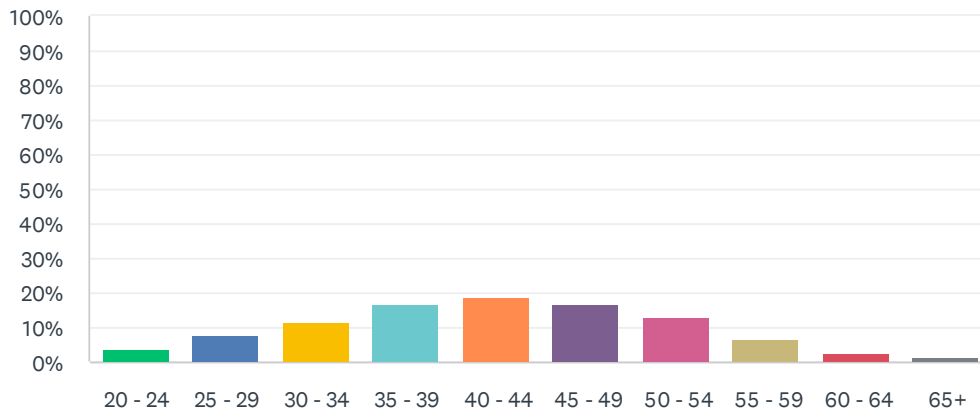


ANSWER CHOICES	RESPONSES
Male (1)	36.80% 778
Female (2)	62.72% 1,326
Nonbinary (3)	0.14% 3
Prefer not to say (4)	0.33% 7
TOTAL	2,114

BASIC STATISTICS				
Minimum	Maximum	Median	Mean	Standard Deviation
1.00	4.00	2.00	1.64	0.50

Q3 What is your current age?

Answered: 2,114 Skipped: 1

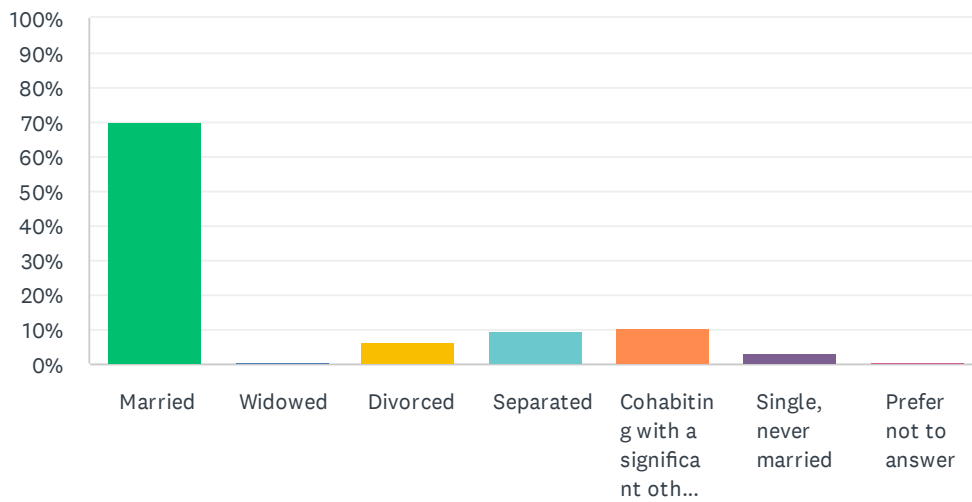


ANSWER CHOICES	RESPONSES
20 - 24 (1)	3.55% 75
25 - 29 (2)	7.99% 169
30 - 34 (3)	11.64% 246
35 - 39 (4)	16.79% 355
40 - 44 (5)	18.78% 397
45 - 49 (6)	16.84% 356
50 - 54 (7)	13.25% 280
55 - 59 (8)	7.00% 148
60 - 64 (9)	2.74% 58
65+ (10)	1.42% 30
TOTAL	2,114

BASIC STATISTICS				
Minimum	Maximum	Median	Mean	Standard Deviation
1.00	10.00	5.00	5.04	2.01

Q4 Which of the following best describes your current relationship status?

Answered: 2,114 Skipped: 1

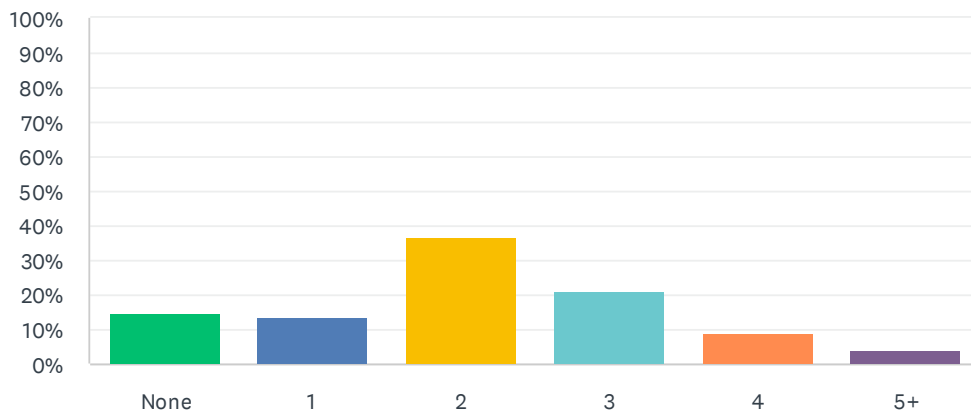


ANSWER CHOICES	RESPONSES	
Married (1)	69.87%	1,477
Widowed (2)	0.61%	13
Divorced (3)	6.48%	137
Separated (4)	9.27%	196
Cohabiting with a significant other or in a domestic partnership (5)	10.31%	218
Single, never married (6)	2.93%	62
Prefer not to answer (7)	0.52%	11
TOTAL		2,114

BASIC STATISTICS				
Minimum	Maximum	Median	Mean	Standard Deviation
1.00	7.00	1.00	2.00	1.63

Q5 How many children do you have?

Answered: 2,114 Skipped: 1

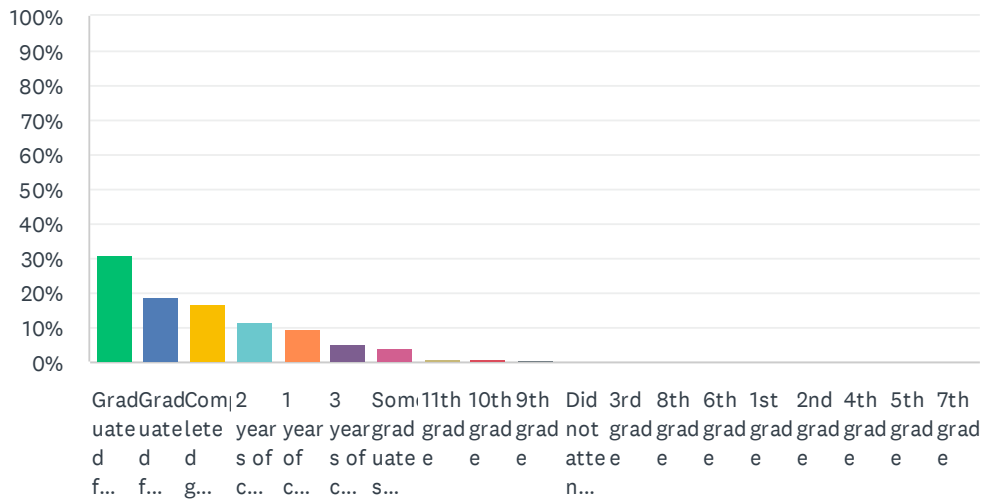


ANSWER CHOICES	RESPONSES
None (1)	15.00% 317
1 (2)	13.86% 293
2 (3)	36.94% 781
3 (4)	21.10% 446
4 (5)	8.70% 184
5+ (6)	4.40% 93
TOTAL	2,114

BASIC STATISTICS				
Minimum	Maximum	Median	Mean	Standard Deviation
1.00	6.00	3.00	3.08	1.30

Q6 What is the highest level of education you have completed?

Answered: 2,114 Skipped: 1

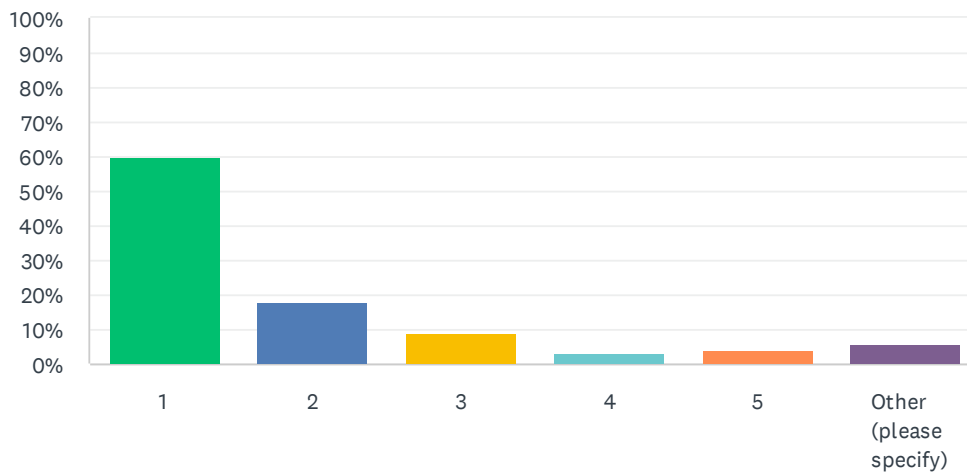


ANSWER CHOICES		RESPONSES	
Graduated from college (17)		31.32%	662
Graduated from high school (13)		18.97%	401
Completed graduate school (19)		16.79%	355
2 years of college (15)		11.35%	240
1 year of college (14)		9.56%	202
3 years of college (16)		5.01%	106
Some graduate school (18)		3.97%	84
11th grade (12)		1.28%	27
10th grade (11)		1.09%	23
9th grade (10)		0.33%	7
Did not attend school (1)		0.09%	2
3rd grade (4)		0.09%	2
8th grade (9)		0.09%	2
6th grade (7)		0.05%	1
1st grade (2)		0.00%	0
2nd grade (3)		0.00%	0
4th grade (5)		0.00%	0
5th grade (6)		0.00%	0
7th grade (8)		0.00%	0
TOTAL			2,114

BASIC STATISTICS				
Minimum	Maximum	Median	Mean	Standard Deviation
1.00	19.00	17.00	15.86	2.28

Q7 How many affairs have you had?

Answered: 1,415 Skipped: 700

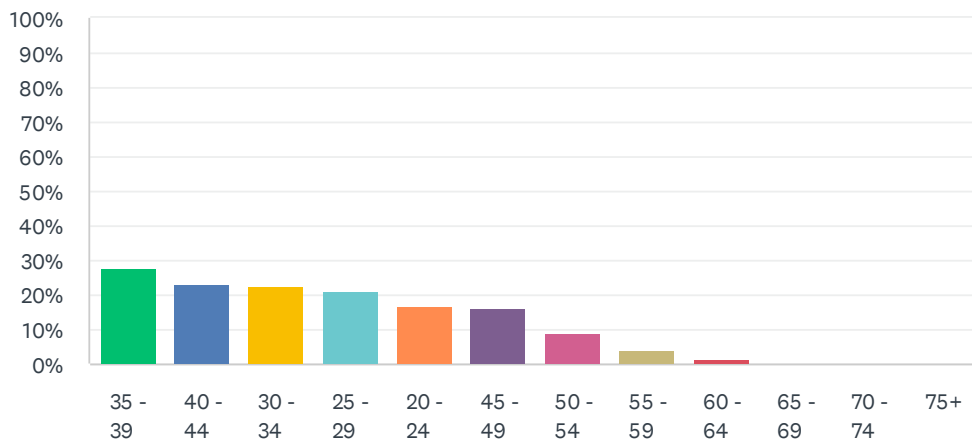


ANSWER CHOICES	RESPONSES	
1 (1)	60.14%	851
2 (2)	17.81%	252
3 (3)	8.69%	123
4 (4)	3.32%	47
5 (5)	4.24%	60
Other (please specify) (6)	5.80%	82
TOTAL		1,415

BASIC STATISTICS				
Minimum	Maximum	Median	Mean	Standard Deviation
1.00	6.00	1.00	1.91	1.46

Q8 What age were you when you had an affair? (Choose all that apply)

Answered: 1,415 Skipped: 700

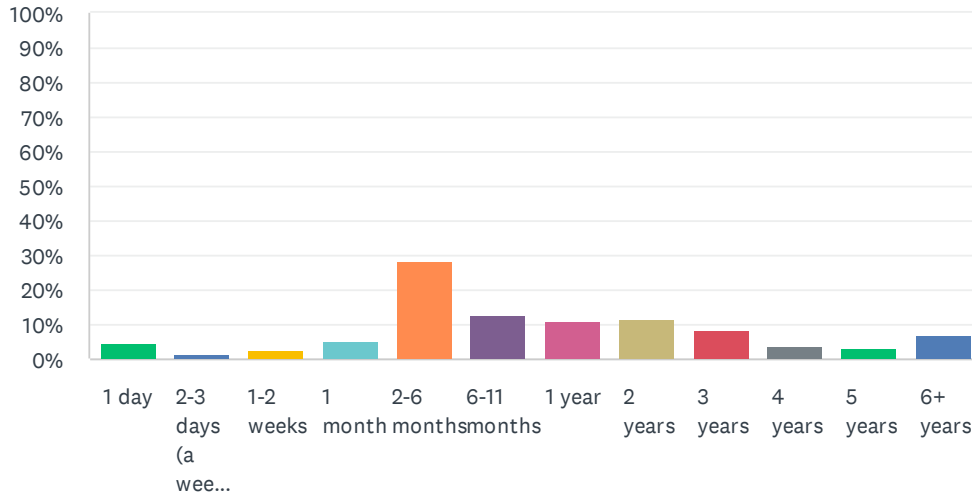


ANSWER CHOICES	RESPONSES
35 - 39 (4)	27.92% 395
40 - 44 (5)	23.04% 326
30 - 34 (3)	22.69% 321
25 - 29 (2)	21.20% 300
20 - 24 (1)	16.68% 236
45 - 49 (6)	16.11% 228
50 - 54 (7)	8.98% 127
55 - 59 (8)	4.45% 63
60 - 64 (9)	1.41% 20
65 - 69 (10)	0.14% 2
70 - 74 (11)	0.14% 2
75+ (12)	0.07% 1
Total Respondents: 1,415	

BASIC STATISTICS				
Minimum	Maximum	Median	Mean	Standard Deviation
1.00	12.00	4.00	3.96	1.96

Q9 How long did the affair last? (If you had more than 1, please think about your most significant affair.)

Answered: 1,415 Skipped: 700

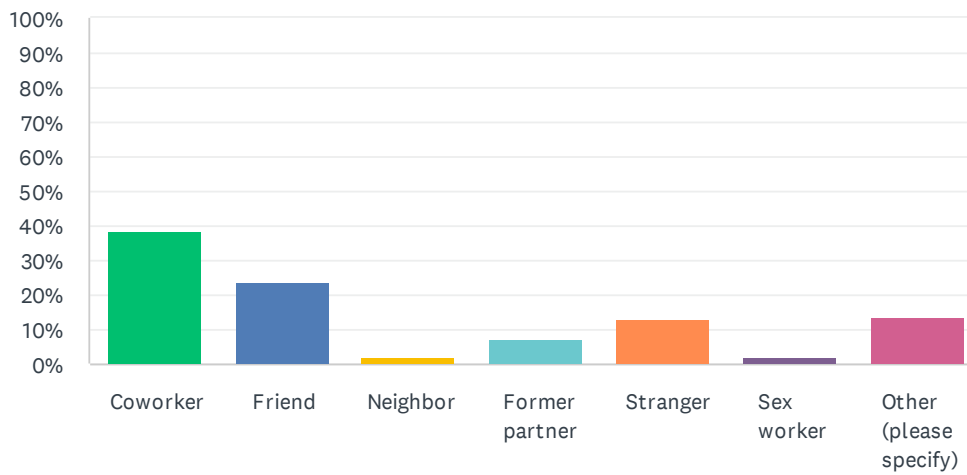


ANSWER CHOICES	RESPONSES	
1 day (1)	4.81%	68
2-3 days (a weekend) (2)	1.63%	23
1-2 weeks (3)	2.76%	39
1 month (4)	5.02%	71
2-6 months (5)	28.34%	401
6-11 months (6)	12.79%	181
1 year (7)	10.88%	154
2 years (8)	11.45%	162
3 years (9)	8.34%	118
4 years (10)	3.75%	53
5 years (11)	3.32%	47
6+ years (12)	6.93%	98
TOTAL		1,415

BASIC STATISTICS				
Minimum	Maximum	Median	Mean	Standard Deviation
1.00	12.00	6.00	6.55	2.67

Q10 Who was your affair partner (AP)?

Answered: 1,415 Skipped: 700

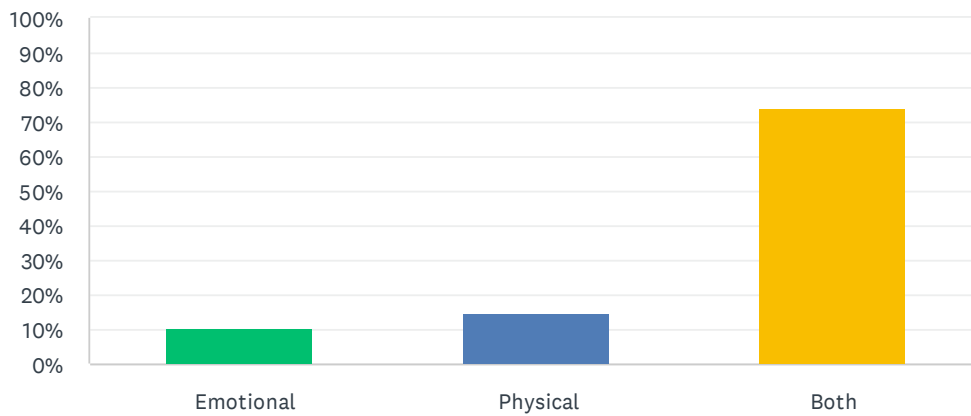


ANSWER CHOICES	RESPONSES
Coworker (1)	38.45% 544
Friend (2)	23.53% 333
Neighbor (3)	1.98% 28
Former partner (4)	7.49% 106
Stranger (5)	13.22% 187
Sex worker (6)	1.91% 27
Other (please specify) (7)	13.43% 190
TOTAL	1,415

BASIC STATISTICS				
Minimum	Maximum	Median	Mean	Standard Deviation
1.00	7.00	2.00	2.93	2.17

Q11 Was the affair emotional, physical, or both?

Answered: 1,415 Skipped: 700

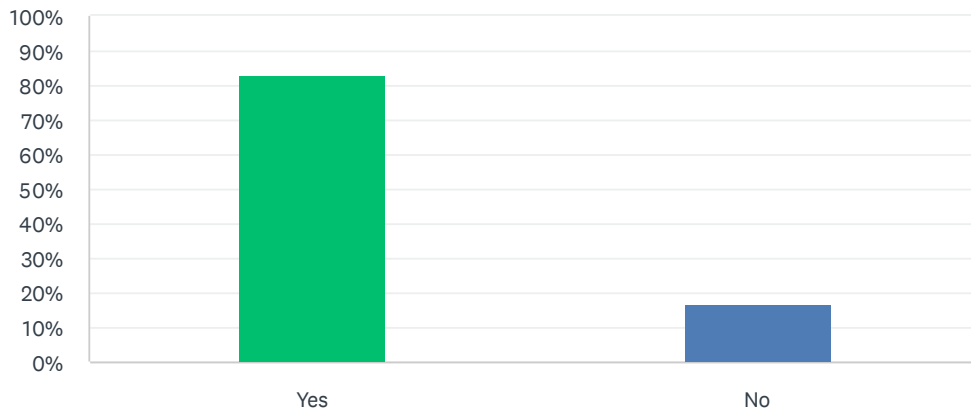


ANSWER CHOICES	RESPONSES
Emotional (1)	10.74% 152
Physical (2)	14.91% 211
Both (3)	74.35% 1,052
TOTAL	1,415

BASIC STATISTICS				
Minimum	Maximum	Median	Mean	Standard Deviation
1.00	3.00	3.00	2.64	0.67

Q12 Did your affair include sex?

Answered: 1,415 Skipped: 700

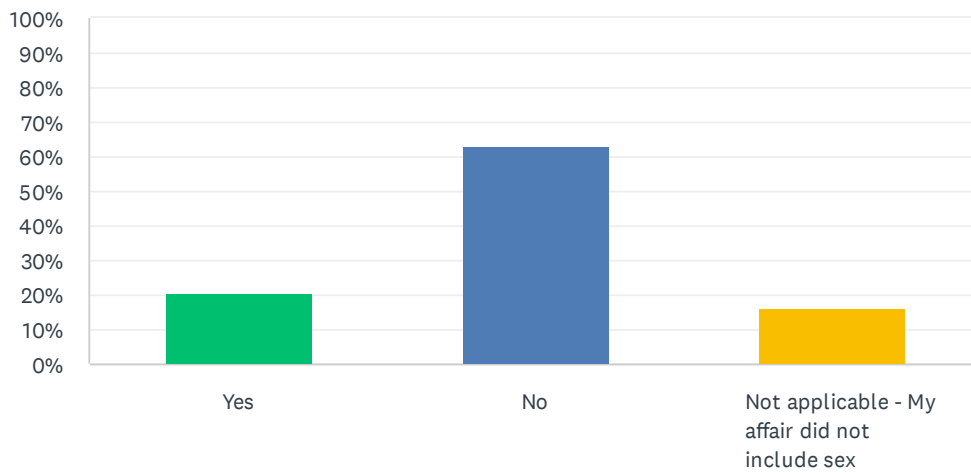


ANSWER CHOICES		RESPONSES	
Yes (1)		83.18%	1,177
No (2)		16.82%	238
TOTAL			1,415

BASIC STATISTICS				
Minimum	Maximum	Median	Mean	Standard Deviation
1.00	2.00	1.00	1.17	0.37

Q13 If so, did you practice safe sex (use a condom)?

Answered: 1,415 Skipped: 700

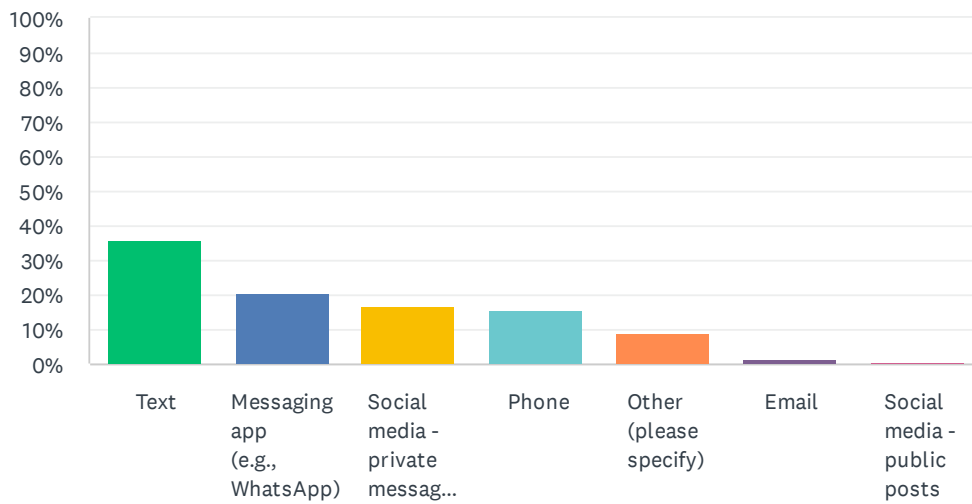


ANSWER CHOICES	RESPONSES	
Yes (1)	20.42%	289
No (2)	63.04%	892
Not applicable - My affair did not include sex (3)	16.54%	234
TOTAL		1,415

BASIC STATISTICS				
Minimum	Maximum	Median	Mean	Standard Deviation
1.00	3.00	2.00	1.96	0.61

Q14 How did you primarily communicate with your AP?

Answered: 1,415 Skipped: 700

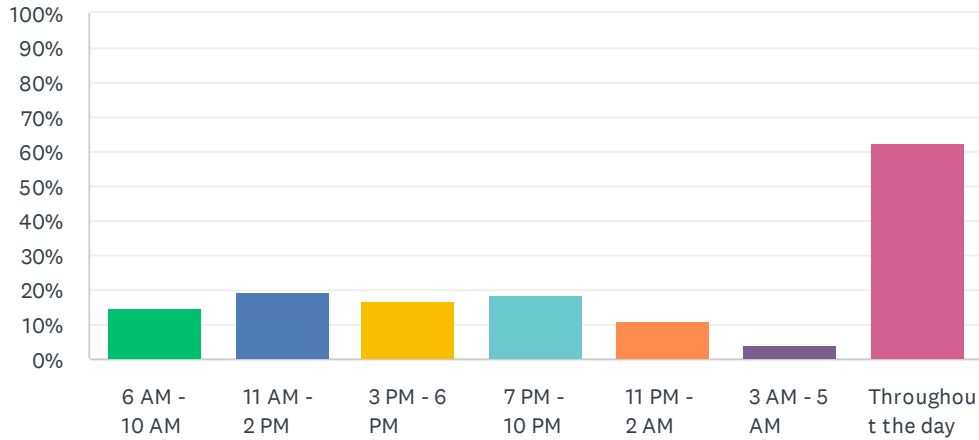


ANSWER CHOICES	RESPONSES	
Text (2)	35.90%	508
Messaging app (e.g., WhatsApp) (4)	20.57%	291
Social media - private messages (DMs) (6)	16.89%	239
Phone (1)	15.83%	224
Other (please specify) (7)	8.69%	123
Email (3)	1.84%	26
Social media - public posts (5)	0.28%	4
TOTAL		1,415

BASIC STATISTICS				
Minimum	Maximum	Median	Mean	Standard Deviation
1.00	7.00	2.00	3.39	1.99

Q15 What time of day would you most often communicate with your AP? (Click all that apply)

Answered: 1,415 Skipped: 700

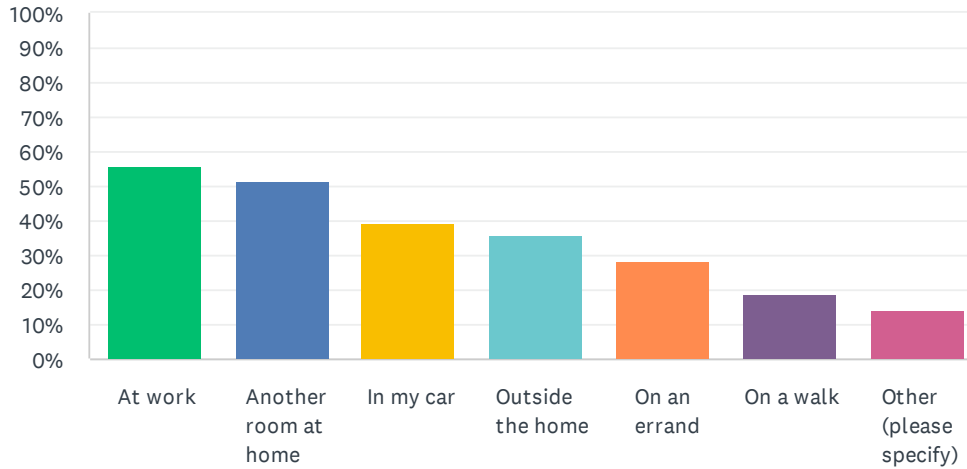


ANSWER CHOICES	RESPONSES
6 AM - 10 AM (1)	14.91% 211
11 AM - 2 PM (2)	19.43% 275
3 PM - 6 PM (3)	16.61% 235
7 PM - 10 PM (4)	18.23% 258
11 PM - 2 AM (5)	11.24% 159
3 AM - 5 AM (6)	3.96% 56
Throughout the day (7)	62.47% 884
Total Respondents: 1,415	

BASIC STATISTICS				
Minimum	Maximum	Median	Mean	Standard Deviation
1.00	7.00	5.00	4.72	2.25

Q16 Where would you go to communicate with your AP? (Click all that apply)

Answered: 1,415 Skipped: 700

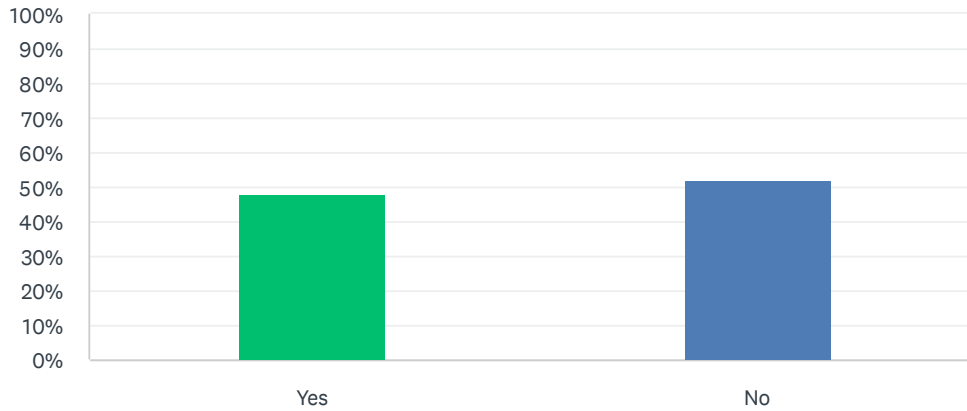


ANSWER CHOICES	RESPONSES
At work (4)	55.97% 792
Another room at home (1)	51.45% 728
In my car (3)	39.29% 556
Outside the home (2)	36.04% 510
On an errand (6)	28.27% 400
On a walk (5)	19.15% 271
Other (please specify) (7)	13.99% 198
Total Respondents: 1,415	

BASIC STATISTICS				
Minimum	Maximum	Median	Mean	Standard Deviation
1.00	7.00	3.00	3.39	1.83

Q17 During the affair, did you "rewrite" your relationship history with your spouse/partner? (Did you tell yourself that your past history was worse than it was?)

Answered: 1,315 Skipped: 800

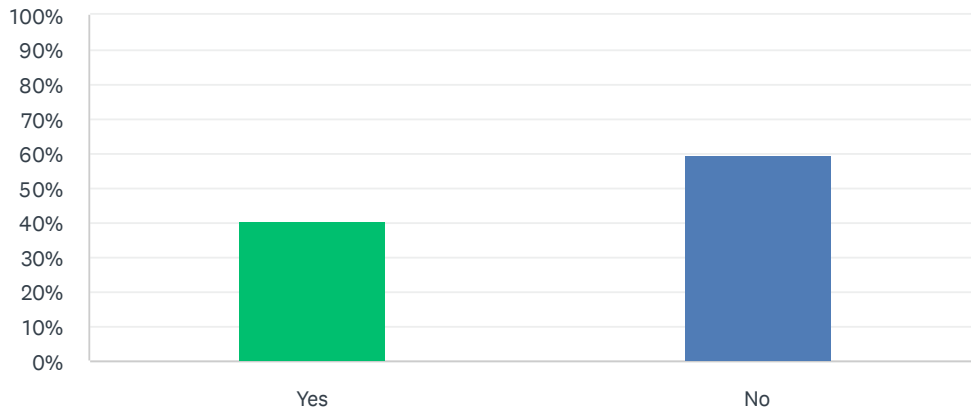


ANSWER CHOICES		RESPONSES	
Yes (1)		47.76%	628
No (2)		52.24%	687
TOTAL			1,315

BASIC STATISTICS				
Minimum	Maximum	Median	Mean	Standard Deviation
1.00	2.00	2.00	1.52	0.50

Q18 Did you tell your affair partner (AP) negative stories to make your partner seem worse than they were?

Answered: 1,315 Skipped: 800

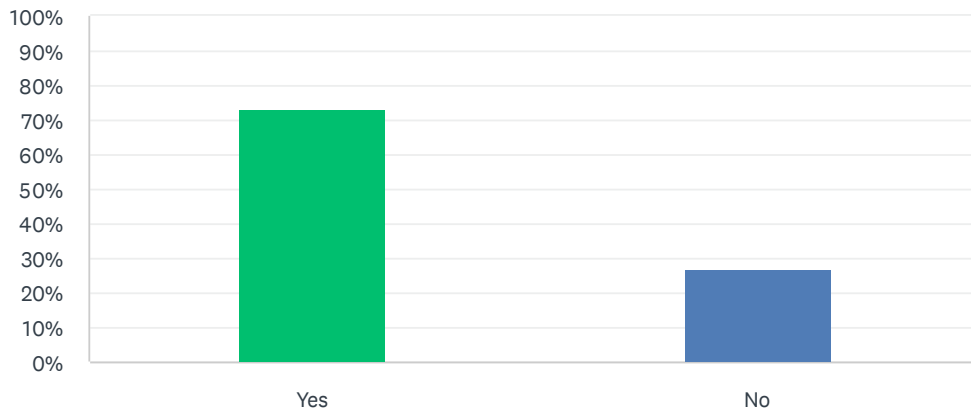


ANSWER CHOICES		RESPONSES	
Yes (1)		40.30%	530
No (2)		59.70%	785
TOTAL			1,315

BASIC STATISTICS				
Minimum	Maximum	Median	Mean	Standard Deviation
1.00	2.00	2.00	1.60	0.49

Q19 Did you experience regret during the affair?

Answered: 1,315 Skipped: 800

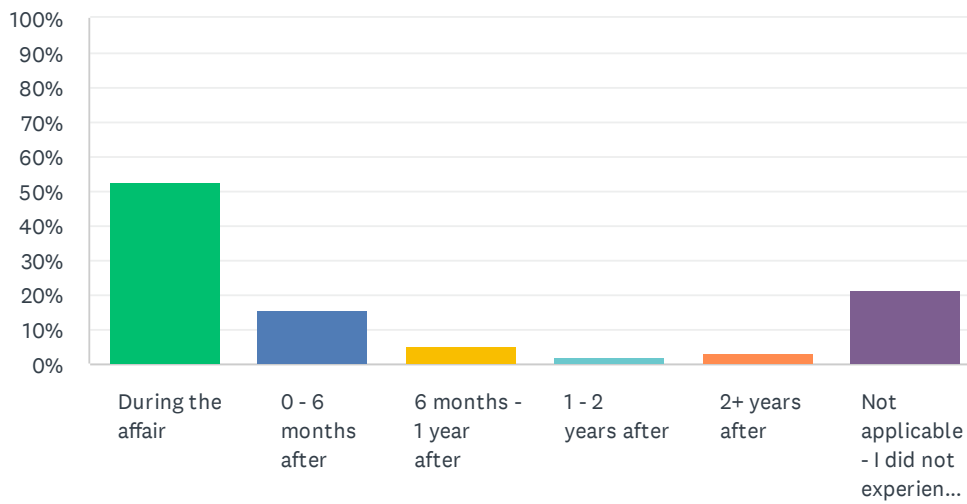


ANSWER CHOICES	RESPONSES
Yes (1)	73.38% 965
No (2)	26.62% 350
TOTAL	1,315

BASIC STATISTICS				
Minimum	Maximum	Median	Mean	Standard Deviation
1.00	2.00	1.00	1.27	0.44

Q20 If yes, when did you experience regret?

Answered: 1,315 Skipped: 800

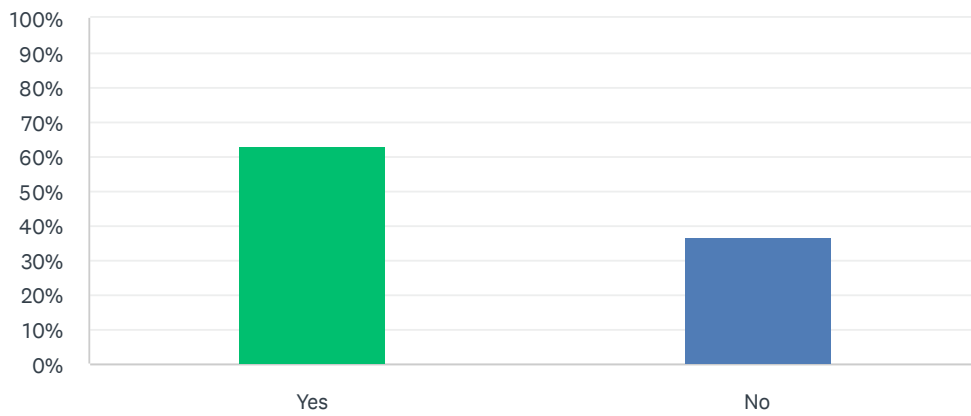


ANSWER CHOICES	RESPONSES	
During the affair (1)	52.55%	691
0 - 6 months after (2)	15.82%	208
6 months - 1 year after (3)	5.10%	67
1 - 2 years after (4)	1.98%	26
2+ years after (5)	2.97%	39
Not applicable - I did not experience regret (6)	21.60%	284
TOTAL		1,315

BASIC STATISTICS				
Minimum	Maximum	Median	Mean	Standard Deviation
1.00	6.00	1.00	2.52	2.03

Q21 During the affair, did you feel "in love" with your AP?

Answered: 1,315 Skipped: 800

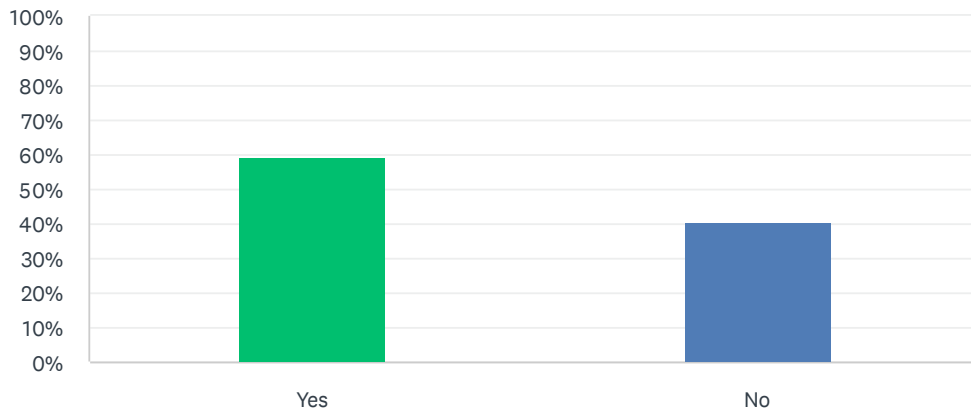


ANSWER CHOICES	RESPONSES
Yes (1)	62.97% 828
No (2)	37.03% 487
TOTAL	1,315

BASIC STATISTICS				
Minimum	Maximum	Median	Mean	Standard Deviation
1.00	2.00	1.00	1.37	0.48

Q22 Did you tell your AP that you loved them?

Answered: 1,315 Skipped: 800

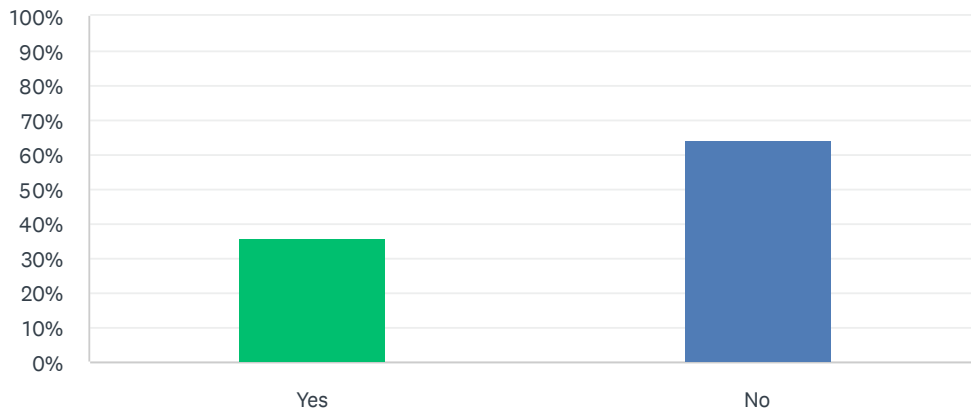


ANSWER CHOICES	RESPONSES
Yes (1)	59.54% 783
No (2)	40.46% 532
TOTAL	1,315

BASIC STATISTICS				
Minimum 1.00	Maximum 2.00	Median 1.00	Mean 1.40	Standard Deviation 0.49

Q23 In hindsight, were you in love with your AP?

Answered: 1,315 Skipped: 800

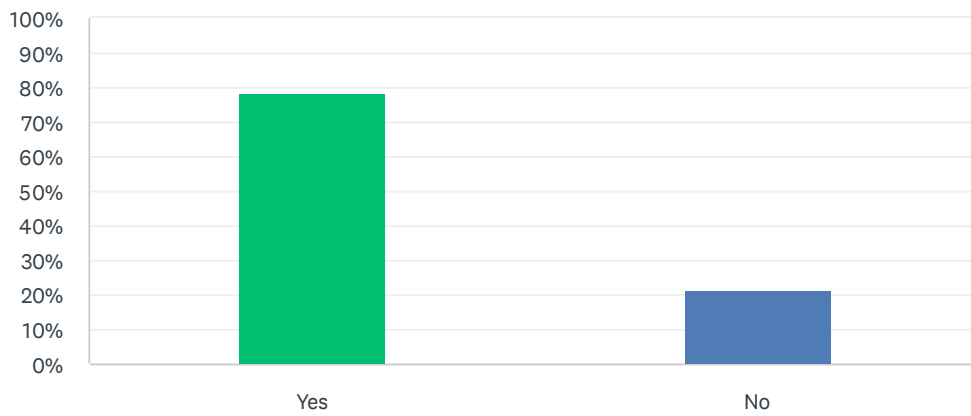


ANSWER CHOICES	RESPONSES
Yes (1)	35.74% 470
No (2)	64.26% 845
TOTAL	1,315

BASIC STATISTICS				
Minimum	Maximum	Median	Mean	Standard Deviation
1.00	2.00	2.00	1.64	0.48

Q24 Did you still love your spouse/partner during the affair?

Answered: 1,315 Skipped: 800

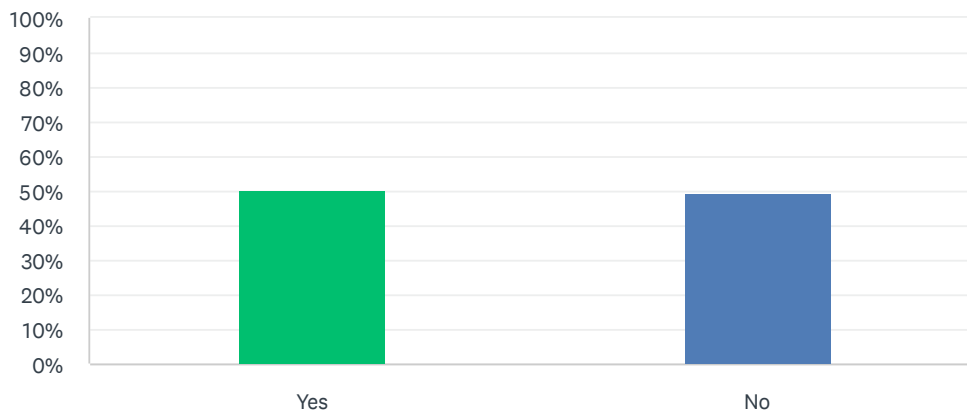


ANSWER CHOICES	RESPONSES
Yes (1)	78.33% 1,030
No (2)	21.67% 285
TOTAL	1,315

BASIC STATISTICS				
Minimum	Maximum	Median	Mean	Standard Deviation
1.00	2.00	1.00	1.22	0.41

Q25 Did you confide in a friend or family member about the affair?

Answered: 1,315 Skipped: 800

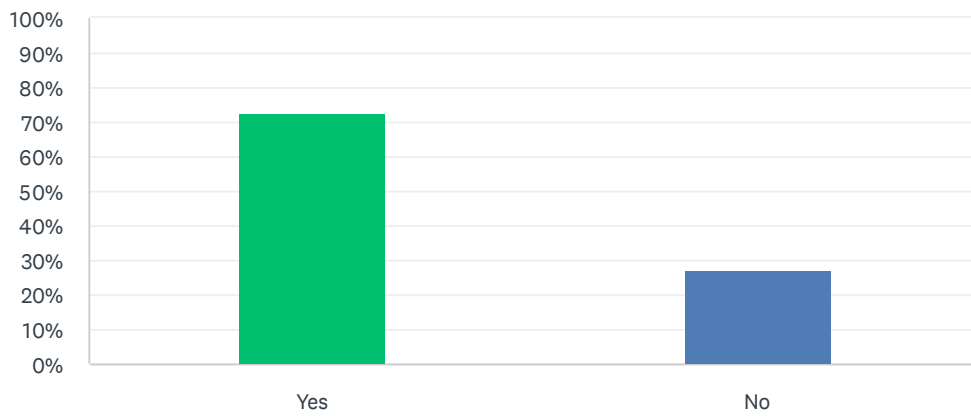


ANSWER CHOICES	RESPONSES
Yes (1)	50.65% 666
No (2)	49.35% 649
TOTAL	1,315

BASIC STATISTICS				
Minimum	Maximum	Median	Mean	Standard Deviation
1.00	2.00	1.00	1.49	0.50

Q26 Did you feel in a "mental fog" during the affair?

Answered: 1,315 Skipped: 800

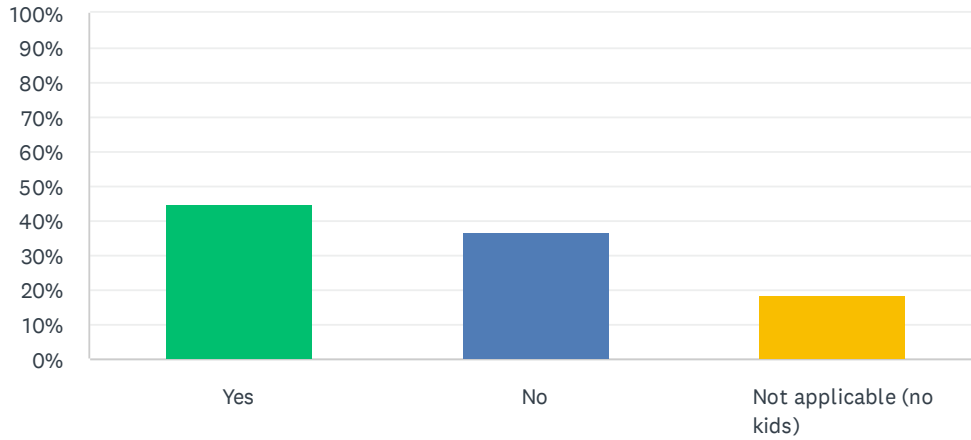


ANSWER CHOICES	RESPONSES
Yes (1)	72.78% 957
No (2)	27.22% 358
TOTAL	1,315

BASIC STATISTICS				
Minimum 1.00	Maximum 2.00	Median 1.00	Mean 1.27	Standard Deviation 0.45

Q27 During the affair, did you think about the effect this could have on your kids?

Answered: 1,315 Skipped: 800

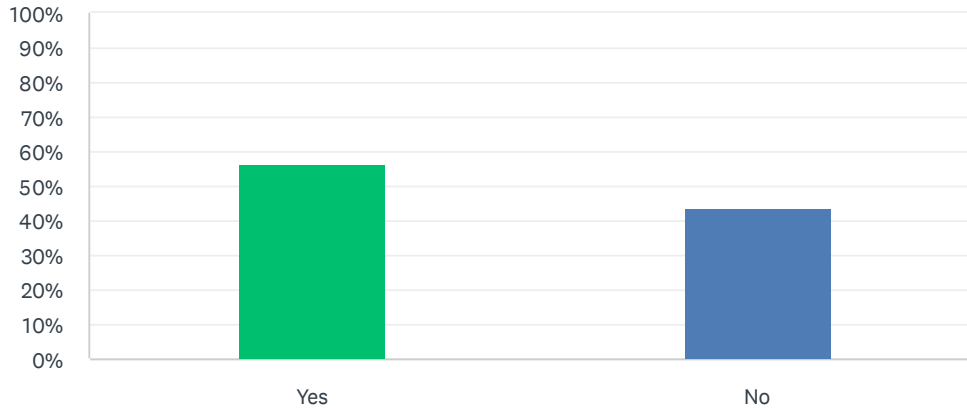


ANSWER CHOICES	RESPONSES	
Yes (1)	44.71%	588
No (2)	36.88%	485
Not applicable (no kids) (3)	18.40%	242
TOTAL		1,315

BASIC STATISTICS				
Minimum	Maximum	Median	Mean	Standard Deviation
1.00	3.00	2.00	1.74	0.75

Q28 During the affair, did you think about the effect it would have on your partner?

Answered: 1,314 Skipped: 801

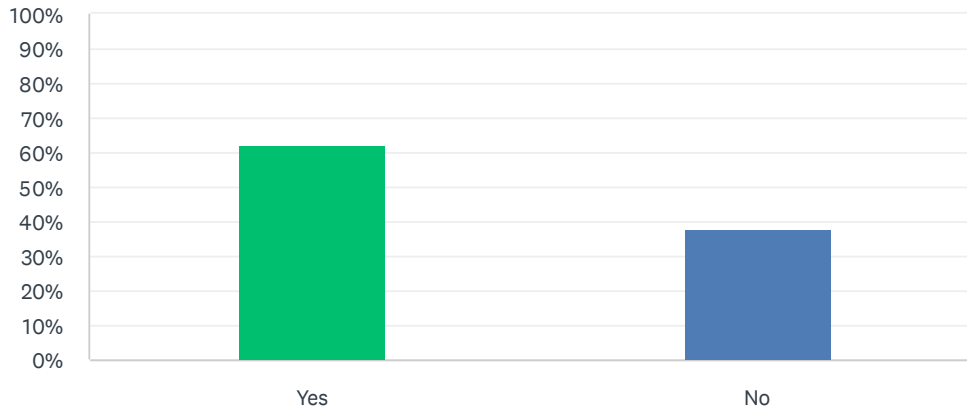


ANSWER CHOICES	RESPONSES
Yes (1)	56.32% 740
No (2)	43.68% 574
TOTAL	1,314

BASIC STATISTICS				
Minimum	Maximum	Median	Mean	Standard Deviation
1.00	2.00	1.00	1.44	0.50

Q29 During the affair, did you experience limerence? (Limerence is when one feels addicted to their affair partner, thinks they are a soul mate, has obsessive fantasies about them, etc.)

Answered: 1,315 Skipped: 800

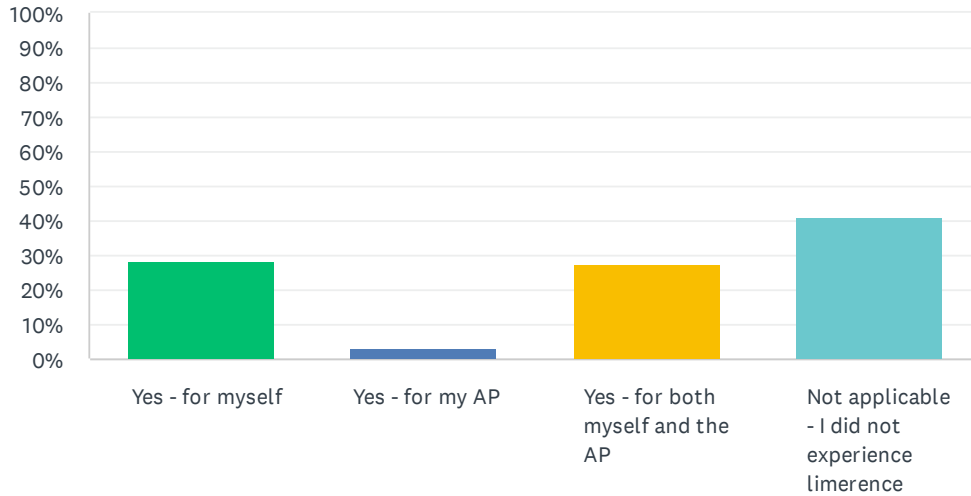


ANSWER CHOICES	RESPONSES
Yes (1)	62.28% 819
No (2)	37.72% 496
TOTAL	1,315

BASIC STATISTICS				
Minimum	Maximum	Median	Mean	Standard Deviation
1.00	2.00	1.00	1.38	0.48

Q30 If you experienced limerence, when it wore off, did you feel a sense of disgust?

Answered: 1,315 Skipped: 800



ANSWER CHOICES	RESPONSES	
Yes - for myself (1)	28.67%	377
Yes - for my AP (2)	3.12%	41
Yes - for both myself and the AP (3)	27.22%	358
Not applicable - I did not experience limerence (4)	40.99%	539
TOTAL		1,315

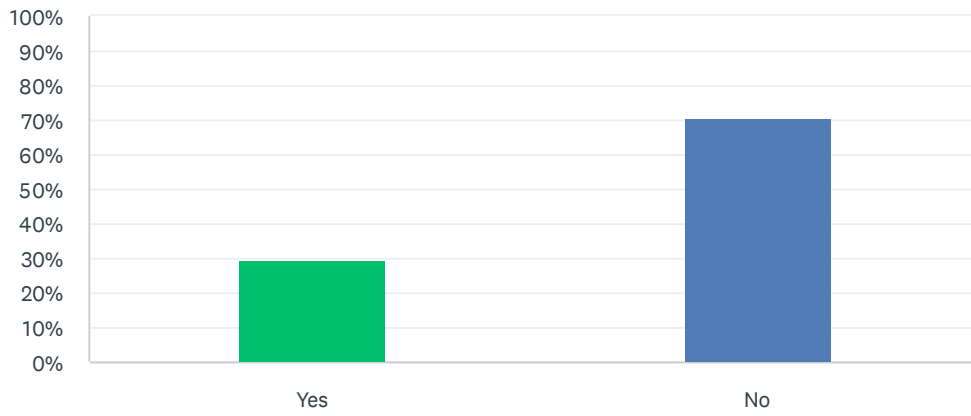
BASIC STATISTICS				
Minimum	Maximum	Median	Mean	Standard Deviation
1.00	4.00	3.00	2.81	1.24

Q31 What made you end the affair?

Answered: 1,213 Skipped: 902

Q32 Did you tell your partner about the affair?

Answered: 1,214 Skipped: 901

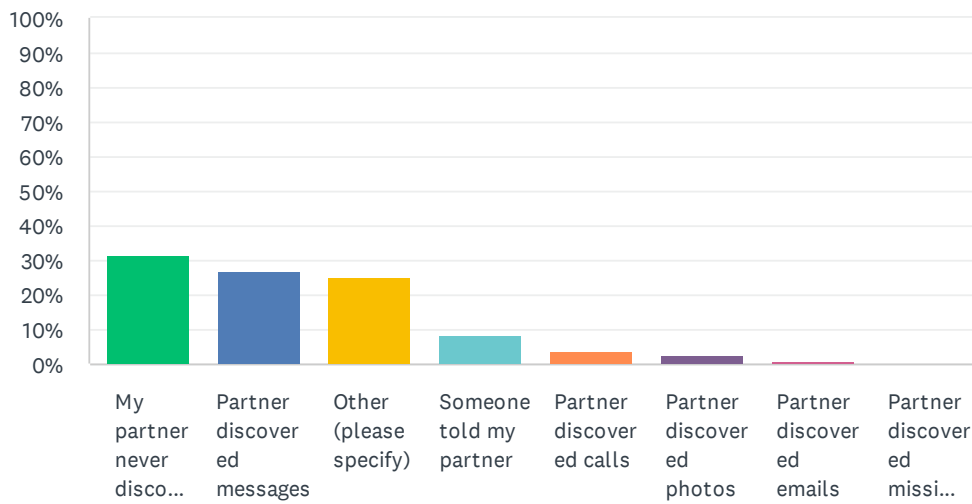


ANSWER CHOICES	RESPONSES
Yes (1)	29.49% 358
No (2)	70.51% 856
TOTAL	1,214

BASIC STATISTICS				
Minimum	Maximum	Median	Mean	Standard Deviation
1.00	2.00	2.00	1.71	0.46

Q33 If not, how was the affair discovered?

Answered: 1,214 Skipped: 901

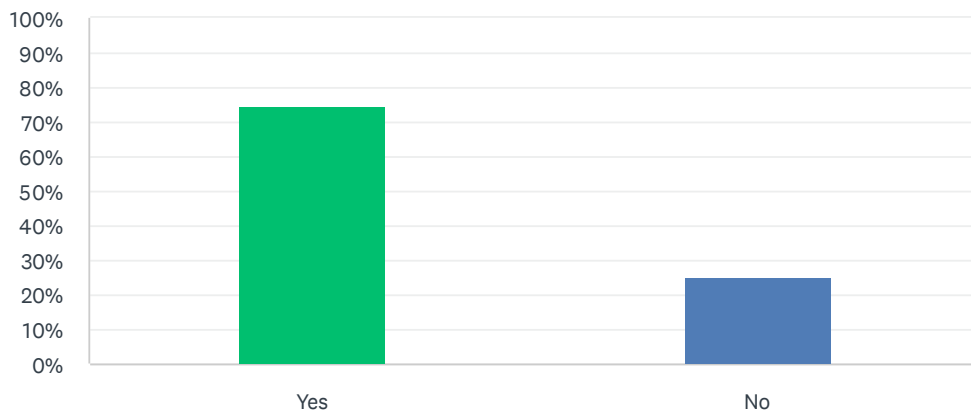


ANSWER CHOICES	RESPONSES	
My partner never discovered my affair (7)	31.80%	386
Partner discovered messages (1)	26.77%	325
Other (please specify) (8)	25.37%	308
Someone told my partner (6)	8.32%	101
Partner discovered calls (5)	3.87%	47
Partner discovered photos (2)	2.55%	31
Partner discovered emails (3)	1.24%	15
Partner discovered missing money (4)	0.08%	1
TOTAL		1,214

BASIC STATISTICS				
Minimum	Maximum	Median	Mean	Standard Deviation
1.00	8.00	7.00	5.31	2.85

Q34 Did you end your affair and reconcile with your original partner?

Answered: 1,214 Skipped: 901

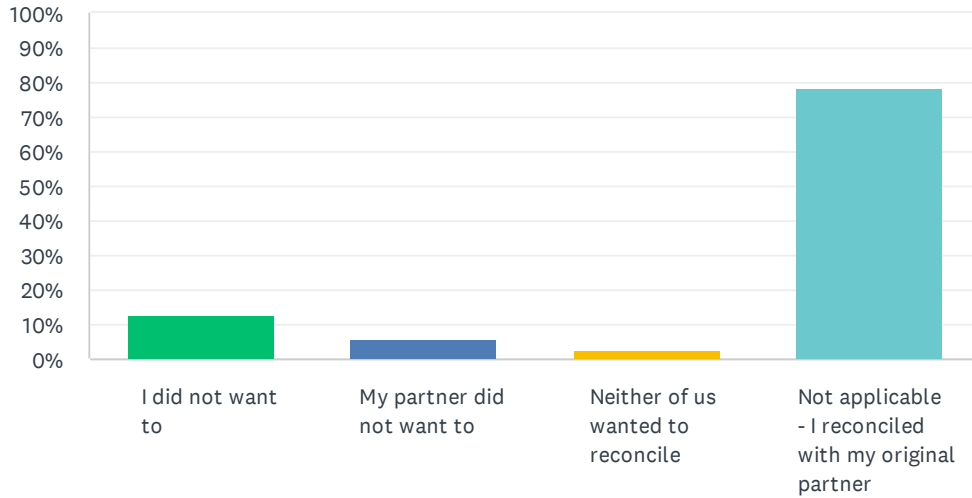


ANSWER CHOICES	RESPONSES
Yes (1)	74.96% 910
No (2)	25.04% 304
TOTAL	1,214

BASIC STATISTICS				
Minimum 1.00	Maximum 2.00	Median 1.00	Mean 1.25	Standard Deviation 0.43

Q35 If you did not reconcile, was it because you - or your partner - did not want to?

Answered: 1,214 Skipped: 901

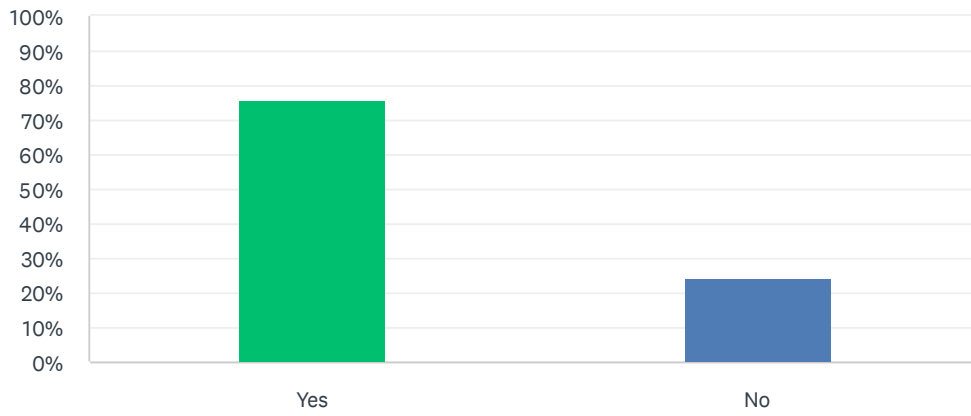


ANSWER CHOICES	RESPONSES	
I did not want to (1)	12.60%	153
My partner did not want to (2)	5.93%	72
Neither of us wanted to reconcile (3)	2.80%	34
Not applicable - I reconciled with my original partner (4)	78.67%	955
TOTAL		1,214

BASIC STATISTICS				
Minimum	Maximum	Median	Mean	Standard Deviation
1.00	4.00	4.00	3.48	1.06

Q36 Are you and your original partner still together now?

Answered: 1,214 Skipped: 901

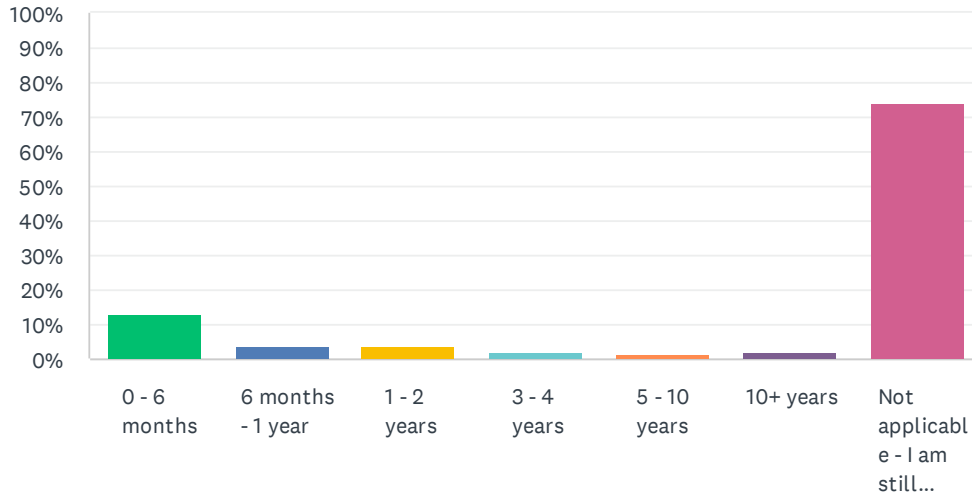


ANSWER CHOICES		RESPONSES	
Yes (1)		75.78%	920
No (2)		24.22%	294
TOTAL			1,214

BASIC STATISTICS				
Minimum	Maximum	Median	Mean	Standard Deviation
1.00	2.00	1.00	1.24	0.43

Q37 If no longer together, how long did your relationship with the original partner last after the affair came to light?

Answered: 1,214 Skipped: 901

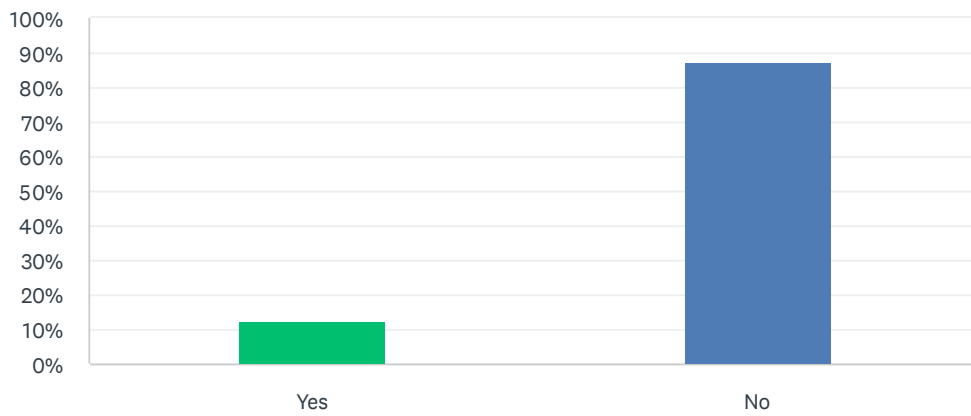


ANSWER CHOICES	RESPONSES	
0 - 6 months (1)	12.93%	157
6 months - 1 year (2)	3.54%	43
1 - 2 years (3)	3.46%	42
3 - 4 years (4)	1.89%	23
5 - 10 years (5)	1.73%	21
10+ years (6)	2.06%	25
Not applicable - I am still with my original partner (7)	74.38%	903
TOTAL		1,214

BASIC STATISTICS				
Minimum	Maximum	Median	Mean	Standard Deviation
1.00	7.00	7.00	5.80	2.22

Q38 Did you leave to be with your affair partner (AP)?

Answered: 1,214 Skipped: 901

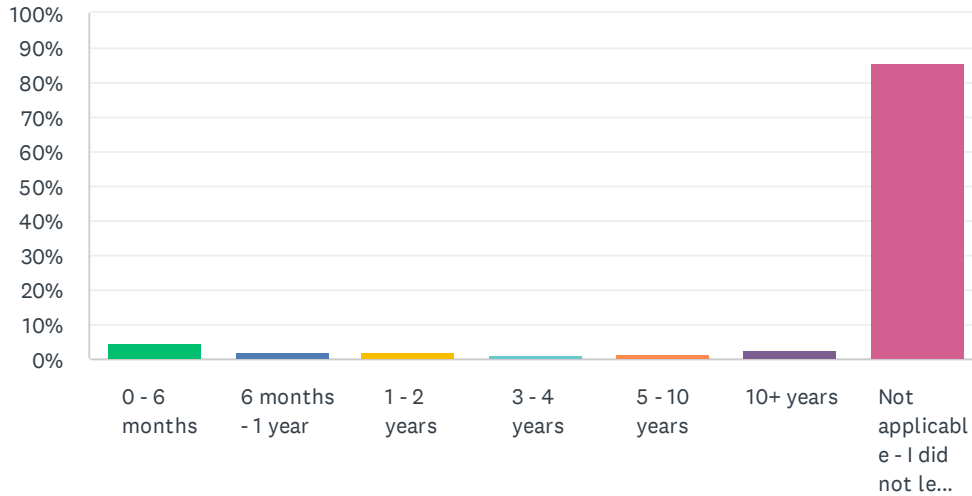


ANSWER CHOICES	RESPONSES
Yes (1)	12.44% 151
No (2)	87.56% 1,063
TOTAL	1,214

BASIC STATISTICS				
Minimum	Maximum	Median	Mean	Standard Deviation
1.00	2.00	2.00	1.88	0.33

Q39 If you left to be with your AP, how long did your new relationship (with your AP) last?

Answered: 1,214 Skipped: 901



ANSWER CHOICES	RESPONSES	
0 - 6 months (1)	4.86%	59
6 months - 1 year (2)	1.89%	23
1 - 2 years (3)	1.89%	23
3 - 4 years (4)	1.24%	15
5 - 10 years (5)	1.65%	20
10+ years (6)	2.64%	32
Not applicable - I did not leave to be with my AP (7)	85.83%	1,042
TOTAL		1,214

BASIC STATISTICS				
Minimum	Maximum	Median	Mean	Standard Deviation
1.00	7.00	7.00	6.44	1.55

Q40 If you left for your AP, how long did it take to experience regret for hurting your previous partner?

Answered: 1,214 Skipped: 901

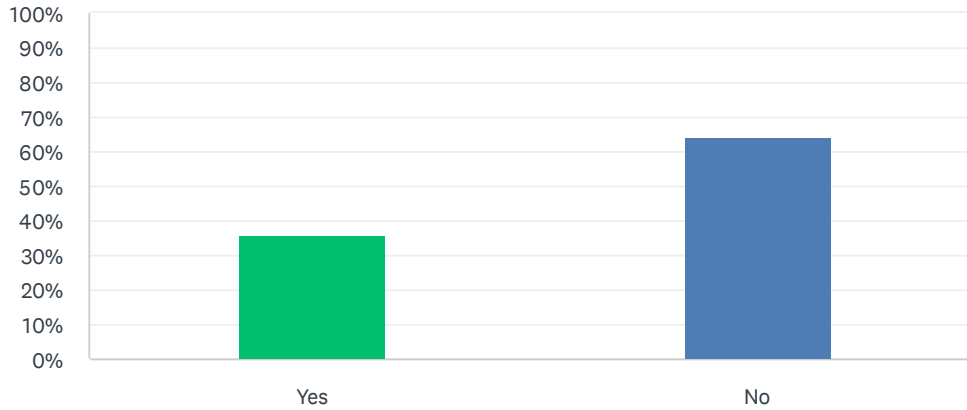


ANSWER CHOICES	RESPONSES	
0 - 6 months (1)	11.12%	135
6 months - 1 year (2)	1.40%	17
1 - 2 years (3)	1.24%	15
3 - 4 years (4)	0.41%	5
5 - 10 years (5)	0.33%	4
Never (6)	5.60%	68
Not applicable - I did not leave to be with my AP (7)	79.90%	970
TOTAL		1,214

BASIC STATISTICS				
Minimum	Maximum	Median	Mean	Standard Deviation
1.00	7.00	7.00	6.14	1.98

Q41 Do you think your AP specifically targeted you for an affair because you were in a committed relationship?

Answered: 1,214 Skipped: 901

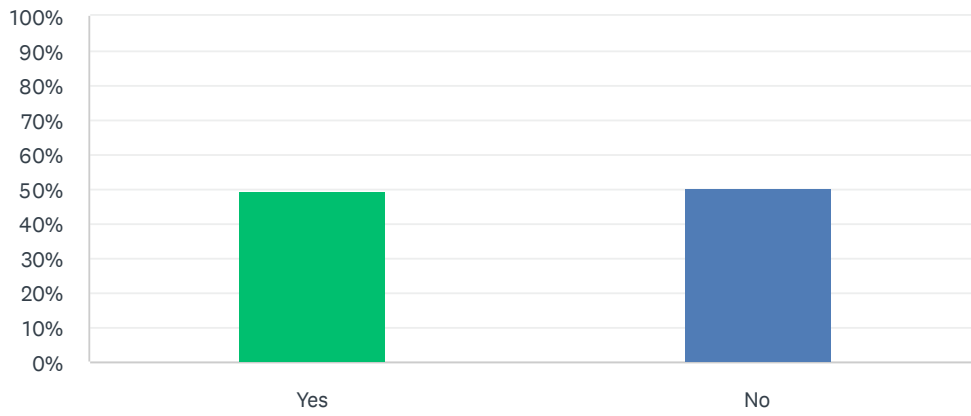


ANSWER CHOICES	RESPONSES
Yes (1)	36.00% 437
No (2)	64.00% 777
TOTAL	1,214

BASIC STATISTICS				
Minimum	Maximum	Median	Mean	Standard Deviation
1.00	2.00	2.00	1.64	0.48

Q42 Did your AP have a history of affairs?

Answered: 1,214 Skipped: 901

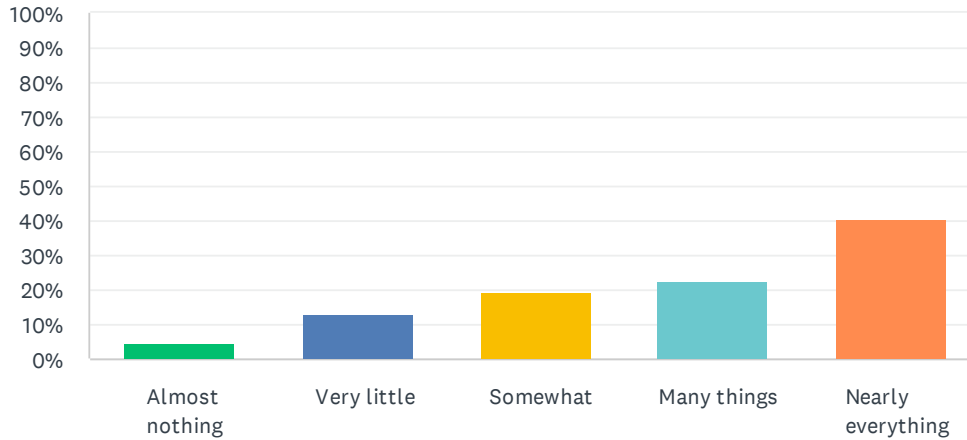


ANSWER CHOICES	RESPONSES
Yes (1)	49.51% 601
No (2)	50.49% 613
TOTAL	1,214

BASIC STATISTICS				
Minimum	Maximum	Median	Mean	Standard Deviation
1.00	2.00	2.00	1.50	0.50

Q43 How much do you remember of the affair and your relationship with the AP?

Answered: 1,214 Skipped: 901

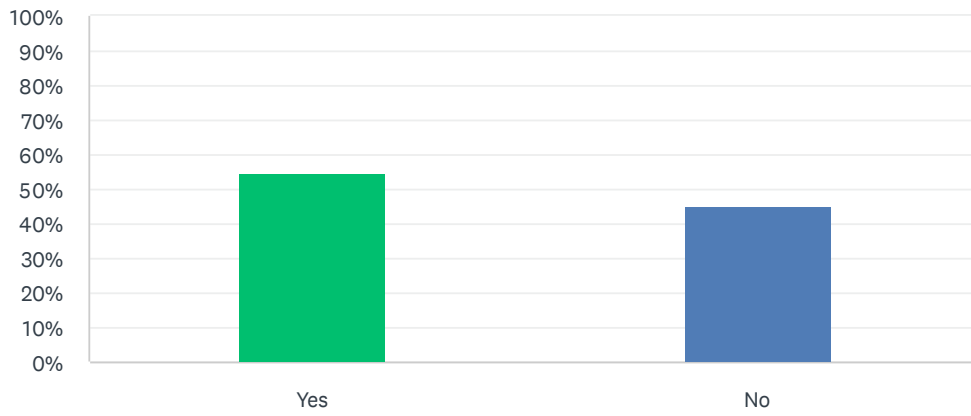


ANSWER CHOICES	RESPONSES	
Almost nothing (1)	4.70%	57
Very little (2)	13.01%	158
Somewhat (3)	19.36%	235
Many things (4)	22.49%	273
Nearly everything (5)	40.44%	491
TOTAL		1,214

BASIC STATISTICS				
Minimum	Maximum	Median	Mean	Standard Deviation
1.00	5.00	4.00	3.81	1.23

Q44 Does your partner still believe that you are withholding information?

Answered: 1,214 Skipped: 901

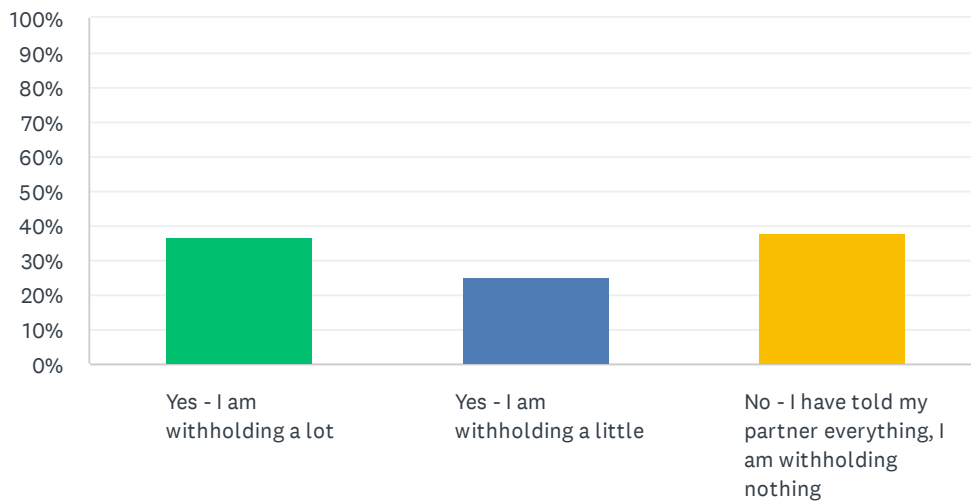


ANSWER CHOICES	RESPONSES
Yes (1)	54.94% 667
No (2)	45.06% 547
TOTAL	1,214

BASIC STATISTICS				
Minimum 1.00	Maximum 2.00	Median 1.00	Mean 1.45	Standard Deviation 0.50

Q45 Do you believe you are withholding information?

Answered: 1,214 Skipped: 901

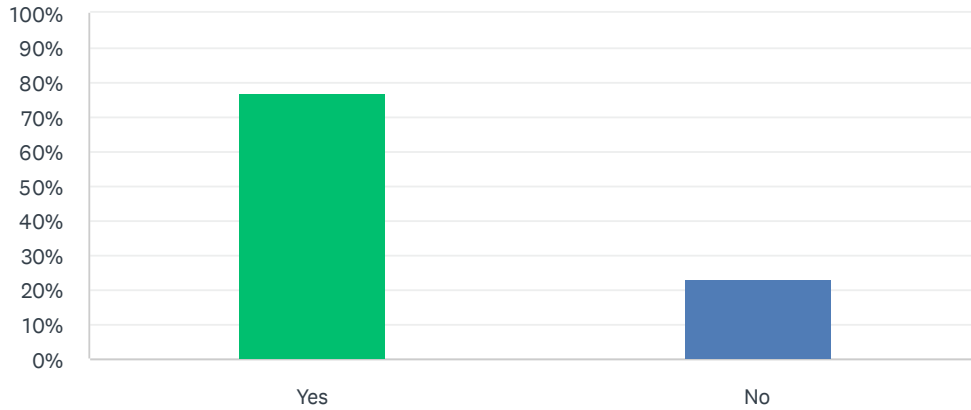


ANSWER CHOICES	RESPONSES	
Yes - I am withholding a lot (1)	37.07%	450
Yes - I am withholding a little (2)	25.21%	306
No - I have told my partner everything, I am withholding nothing (3)	37.73%	458
TOTAL		1,214

BASIC STATISTICS				
Minimum	Maximum	Median	Mean	Standard Deviation
1.00	3.00	2.00	2.01	0.86

Q46 Have you experienced any large traumas in your life? (Divorce, loss of a parent, accident, serious injury, war, crime, etc.)

Answered: 1,184 Skipped: 931

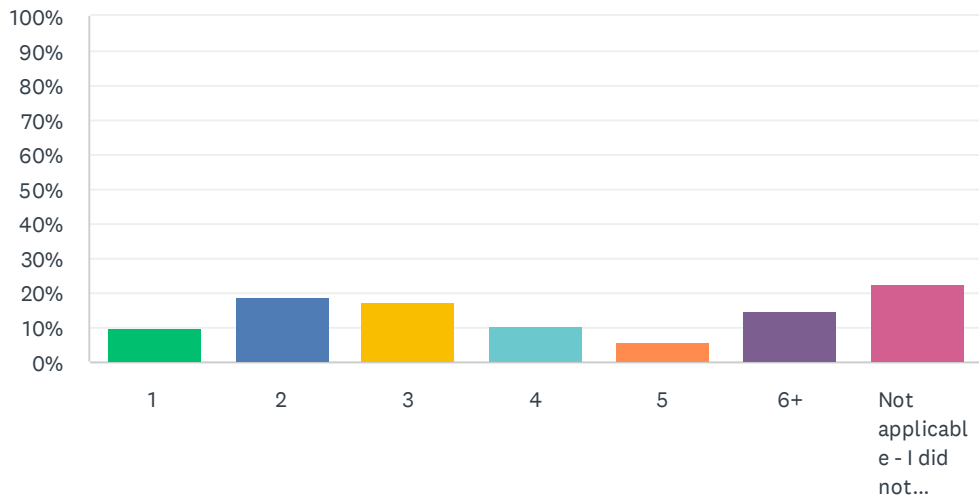


ANSWER CHOICES		RESPONSES	
Yes (1)		76.77%	909
No (2)		23.23%	275
TOTAL			1,184

BASIC STATISTICS				
Minimum	Maximum	Median	Mean	Standard Deviation
1.00	2.00	1.00	1.23	0.42

Q47 How many would you say?

Answered: 1,184 Skipped: 931

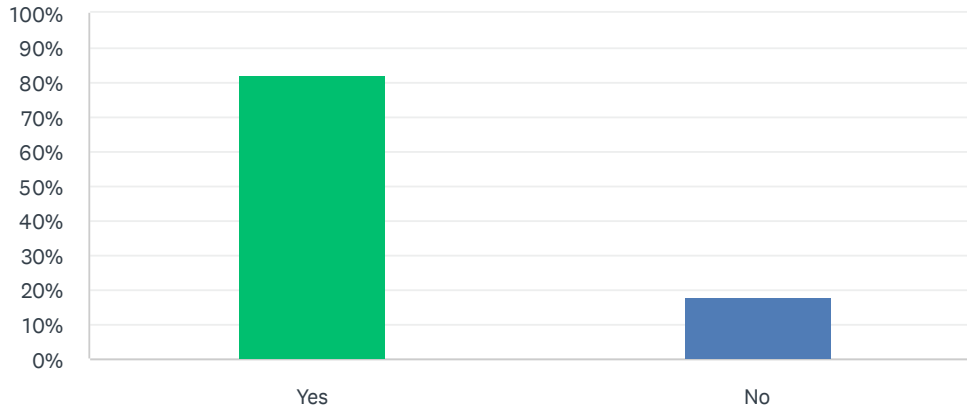


ANSWER CHOICES	RESPONSES
1 (1)	10.14% 120
2 (2)	19.09% 226
3 (3)	17.15% 203
4 (4)	10.47% 124
5 (5)	5.74% 68
6+ (6)	14.86% 176
Not applicable - I did not experience any large traumas in my life (7)	22.55% 267
TOTAL	1,184

BASIC STATISTICS				
Minimum	Maximum	Median	Mean	Standard Deviation
1.00	7.00	4.00	4.17	2.12

Q48 Have you experienced any smaller traumas in your life? (Being left alone a lot, busy parents, neglectful parents, rejection by peers, etc.)

Answered: 1,184 Skipped: 931

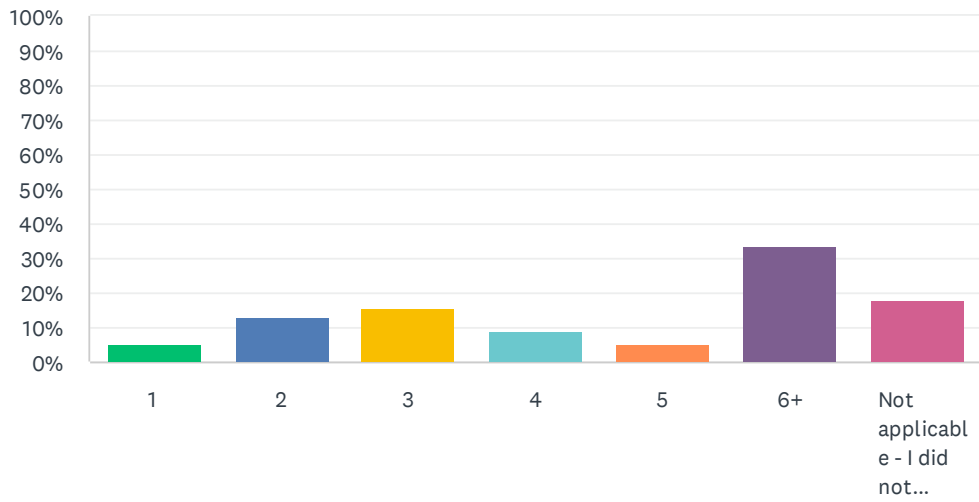


ANSWER CHOICES	RESPONSES
Yes (1)	81.93% 970
No (2)	18.07% 214
TOTAL	1,184

BASIC STATISTICS				
Minimum	Maximum	Median	Mean	Standard Deviation
1.00	2.00	1.00	1.18	0.38

Q49 How many would you say?

Answered: 1,184 Skipped: 931

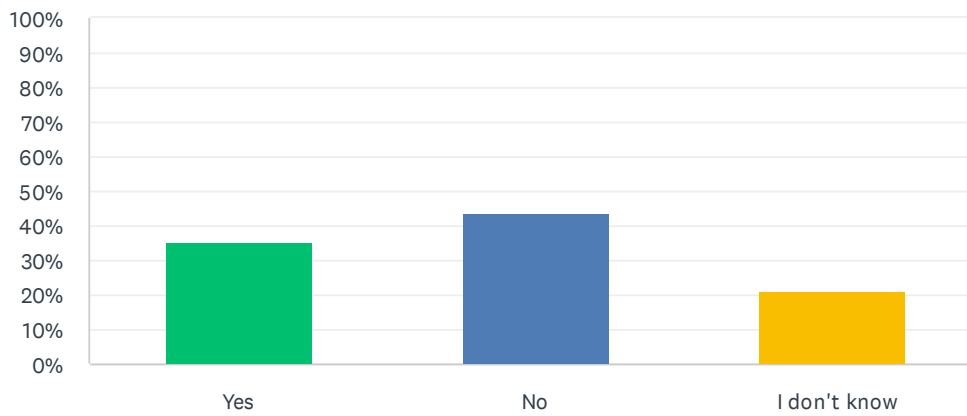


ANSWER CHOICES	RESPONSES	
1 (1)	5.49%	65
2 (2)	13.34%	158
3 (3)	15.63%	185
4 (4)	8.95%	106
5 (5)	5.41%	64
6+ (6)	33.53%	397
Not applicable - I did not experience any smaller traumas in my life (7)	17.65%	209
TOTAL		1,184

BASIC STATISTICS				
Minimum	Maximum	Median	Mean	Standard Deviation
1.00	7.00	6.00	4.67	1.93

Q50 Were your parents faithful to each other?

Answered: 1,184 Skipped: 931

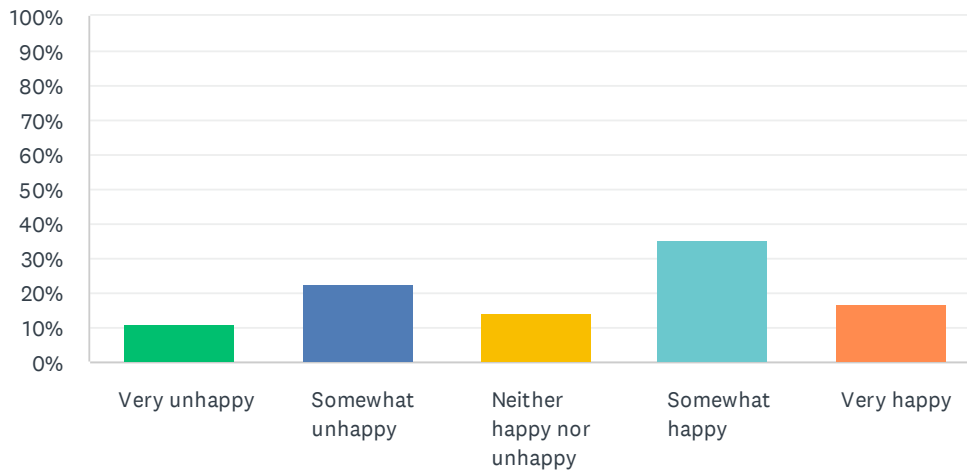


ANSWER CHOICES	RESPONSES
Yes (1)	35.14% 416
No (2)	43.58% 516
I don't know (3)	21.28% 252
TOTAL	1,184

BASIC STATISTICS				
Minimum	Maximum	Median	Mean	Standard Deviation
1.00	3.00	2.00	1.86	0.74

Q51 How happy was your childhood?

Answered: 1,184 Skipped: 931

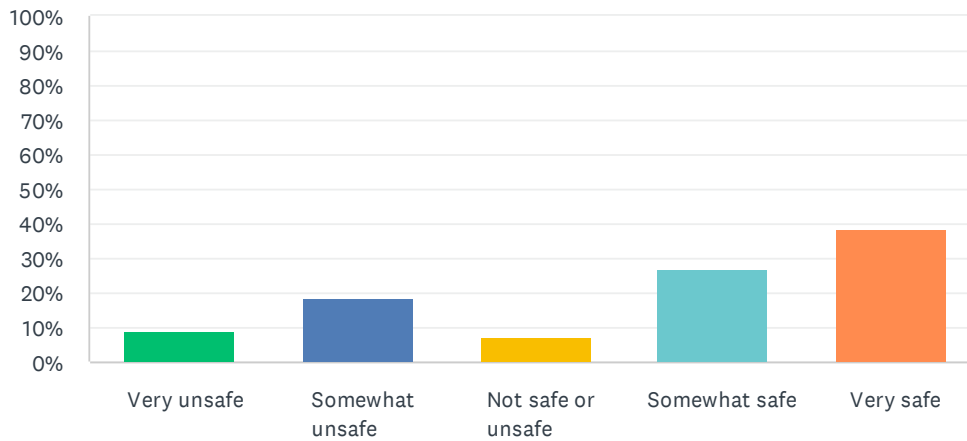


ANSWER CHOICES	RESPONSES
Very unhappy (1)	11.23% 133
Somewhat unhappy (2)	22.38% 265
Neither happy nor unhappy (3)	14.10% 167
Somewhat happy (4)	35.30% 418
Very happy (5)	16.98% 201
TOTAL	1,184

BASIC STATISTICS				
Minimum	Maximum	Median	Mean	Standard Deviation
1.00	5.00	4.00	3.24	1.28

Q52 How physically safe was your childhood?

Answered: 1,184 Skipped: 931

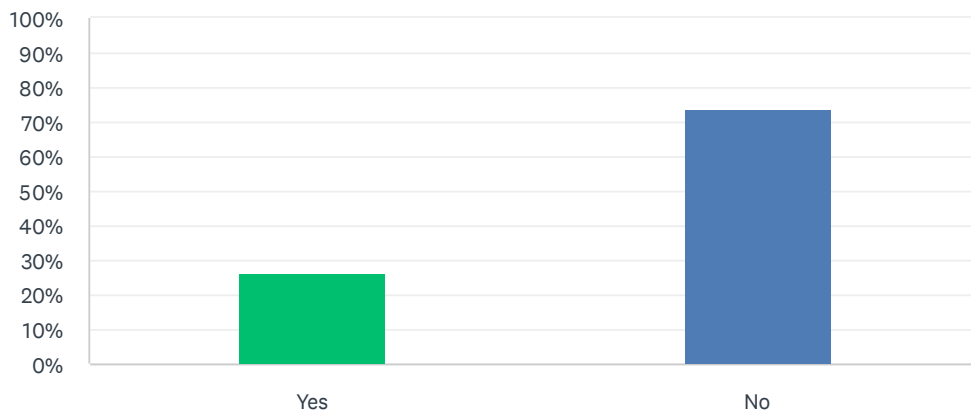


ANSWER CHOICES	RESPONSES
Very unsafe (1)	8.70% 103
Somewhat unsafe (2)	18.67% 221
Not safe or unsafe (3)	7.35% 87
Somewhat safe (4)	26.86% 318
Very safe (5)	38.43% 455
TOTAL	1,184

BASIC STATISTICS				
Minimum	Maximum	Median	Mean	Standard Deviation
1.00	5.00	4.00	3.68	1.37

Q53 Do you have any history of childhood sexual abuse?

Answered: 1,184 Skipped: 931

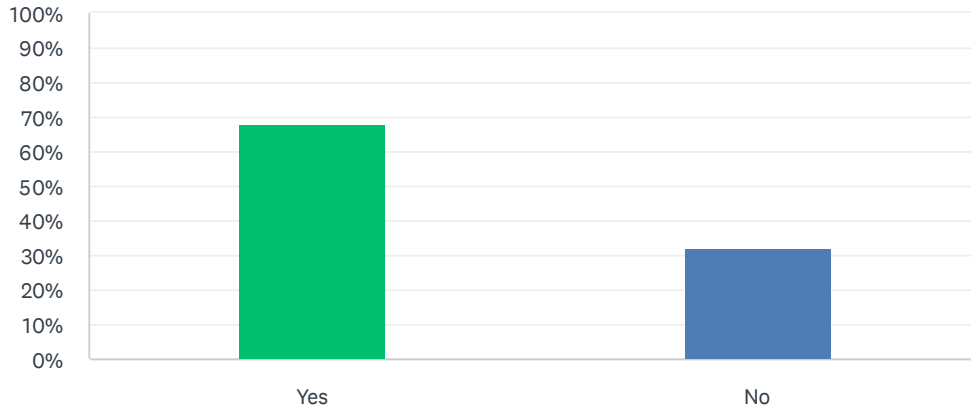


ANSWER CHOICES	RESPONSES
Yes (1)	26.10% 309
No (2)	73.90% 875
TOTAL	1,184

BASIC STATISTICS				
Minimum	Maximum	Median	Mean	Standard Deviation
1.00	2.00	2.00	1.74	0.44

Q54 Did you feel that you never quite got the support or attention you needed as a child?

Answered: 1,183 Skipped: 932

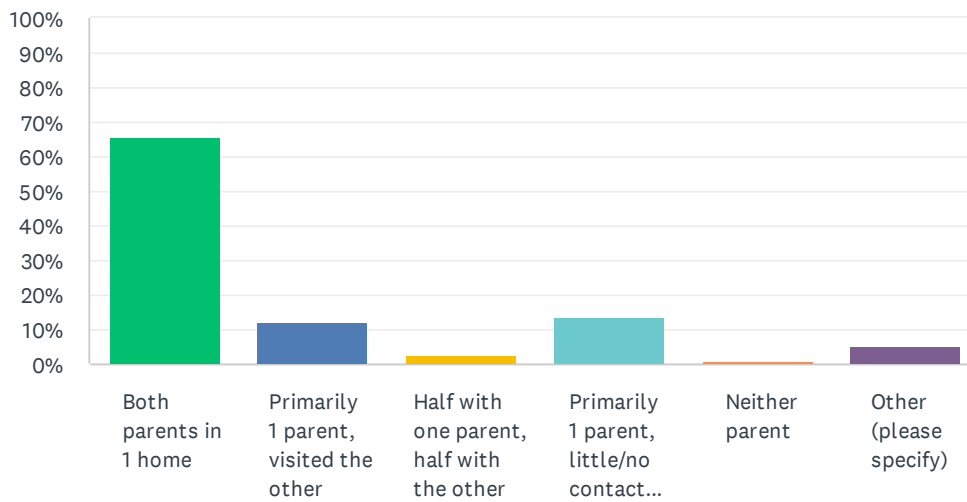


ANSWER CHOICES		RESPONSES	
Yes (1)		67.96%	804
No (2)		32.04%	379
TOTAL			1,183

BASIC STATISTICS				
Minimum	Maximum	Median	Mean	Standard Deviation
1.00	2.00	1.00	1.32	0.47

Q55 When you were growing up, who did you live with?

Answered: 1,184 Skipped: 931

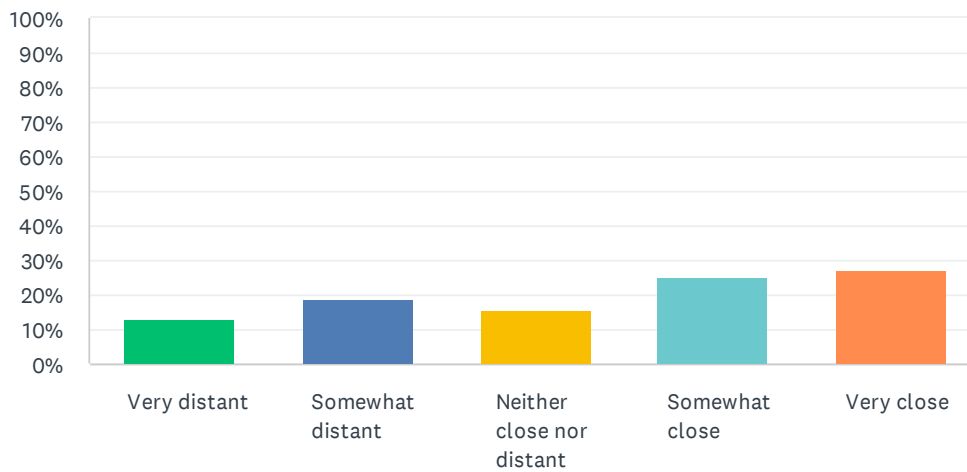


ANSWER CHOICES	RESPONSES
Both parents in 1 home (1)	65.54% 776
Primarily 1 parent, visited the other (2)	11.99% 142
Half with one parent, half with the other (3)	2.45% 29
Primarily 1 parent, little/no contact with other parent (4)	13.77% 163
Neither parent (5)	1.18% 14
Other (please specify) (6)	5.07% 60
TOTAL	1,184

BASIC STATISTICS				
Minimum	Maximum	Median	Mean	Standard Deviation
1.00	6.00	1.00	1.88	1.46

Q56 How close did you feel to your Mom growing up?

Answered: 1,184 Skipped: 931

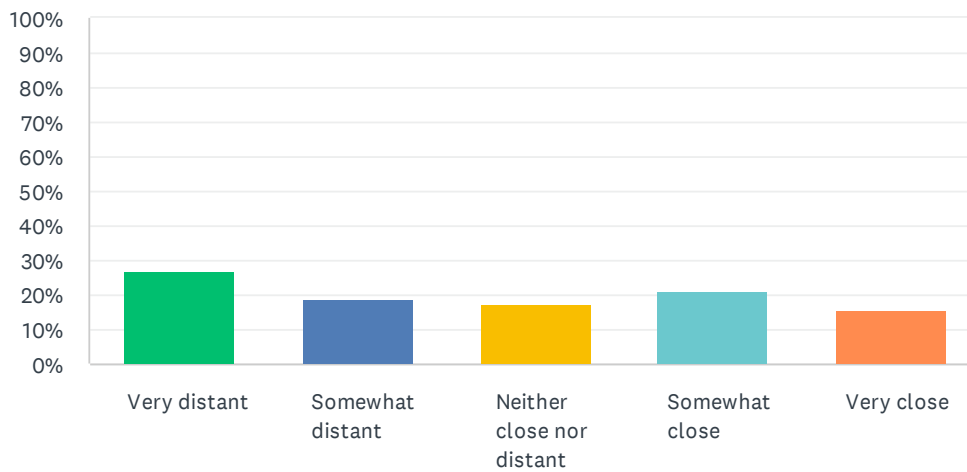


ANSWER CHOICES	RESPONSES
Very distant (1)	13.01% 154
Somewhat distant (2)	18.83% 223
Neither close nor distant (3)	15.54% 184
Somewhat close (4)	25.17% 298
Very close (5)	27.45% 325
TOTAL	1,184

BASIC STATISTICS				
Minimum	Maximum	Median	Mean	Standard Deviation
1.00	5.00	4.00	3.35	1.39

Q57 How close did you feel to your Dad growing up?

Answered: 1,184 Skipped: 931

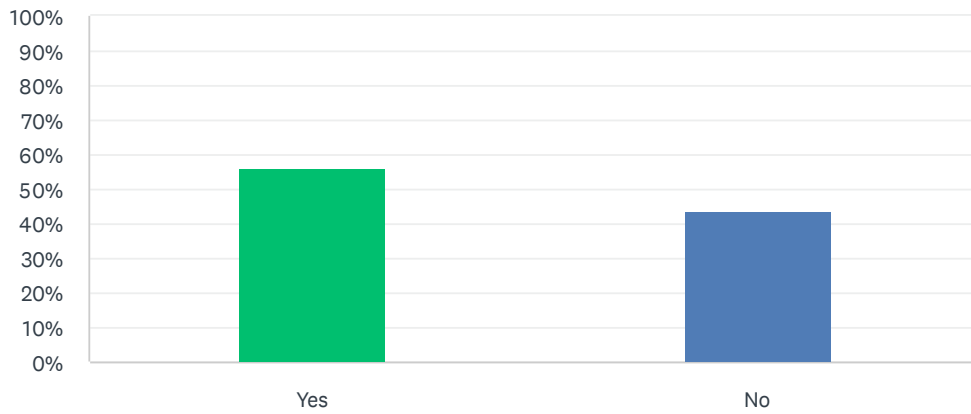


ANSWER CHOICES	RESPONSES	
Very distant (1)	26.77%	317
Somewhat distant (2)	19.09%	226
Neither close nor distant (3)	17.15%	203
Somewhat close (4)	21.28%	252
Very close (5)	15.71%	186
TOTAL		1,184

BASIC STATISTICS				
Minimum	Maximum	Median	Mean	Standard Deviation
1.00	5.00	3.00	2.80	1.44

Q58 Did you have close relationships with other adults growing up?

Answered: 1,184 Skipped: 931

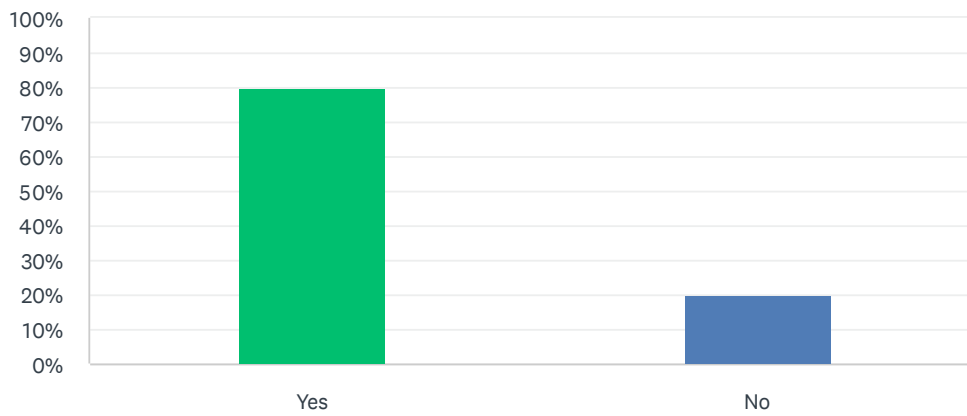


ANSWER CHOICES		RESPONSES	
Yes (1)		56.50%	669
No (2)		43.50%	515
TOTAL			1,184

BASIC STATISTICS				
Minimum	Maximum	Median	Mean	Standard Deviation
1.00	2.00	1.00	1.43	0.50

Q59 Did you have close friendships when you were a kid?

Answered: 1,184 Skipped: 931

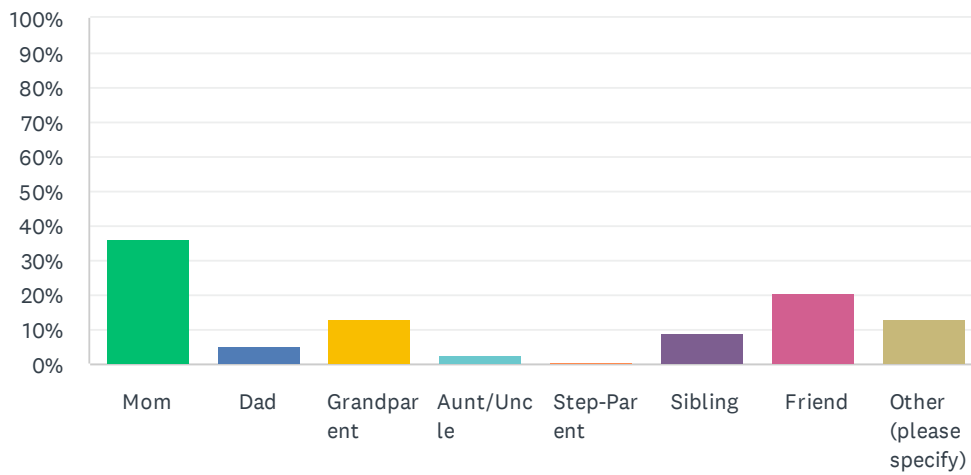


ANSWER CHOICES	RESPONSES
Yes (1)	80.15% 949
No (2)	19.85% 235
TOTAL	1,184

BASIC STATISTICS				
Minimum	Maximum	Median	Mean	Standard Deviation
1.00	2.00	1.00	1.20	0.40

Q60 Who did you turn to for comfort when you were a kid?

Answered: 1,184 Skipped: 931

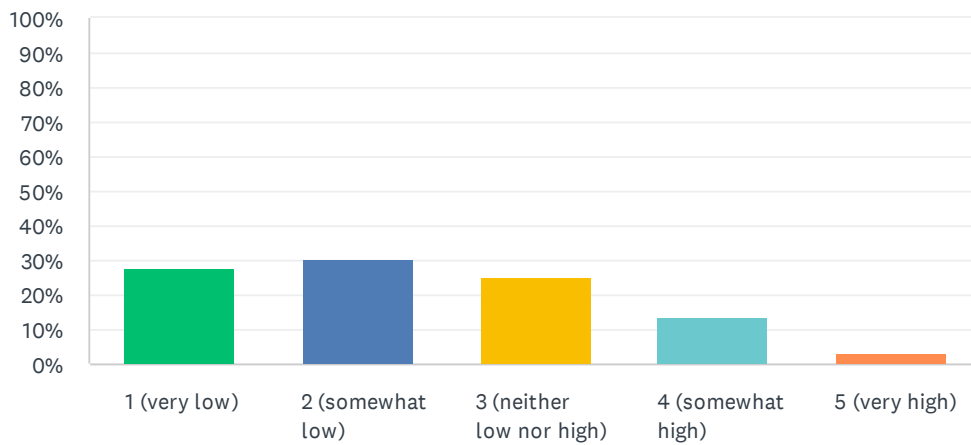


ANSWER CHOICES	RESPONSES	
Mom (1)	36.32%	430
Dad (2)	5.32%	63
Grandparent (3)	13.18%	156
Aunt/Uncle (4)	2.53%	30
Step-Parent (5)	0.34%	4
Sibling (6)	8.87%	105
Friend (7)	20.27%	240
Other (please specify) (8)	13.18%	156
TOTAL		1,184

BASIC STATISTICS				
Minimum	Maximum	Median	Mean	Standard Deviation
1.00	8.00	3.00	3.99	2.81

Q61 Before the affair, how was your mood on a scale of 1 - 5?

Answered: 1,131 Skipped: 984

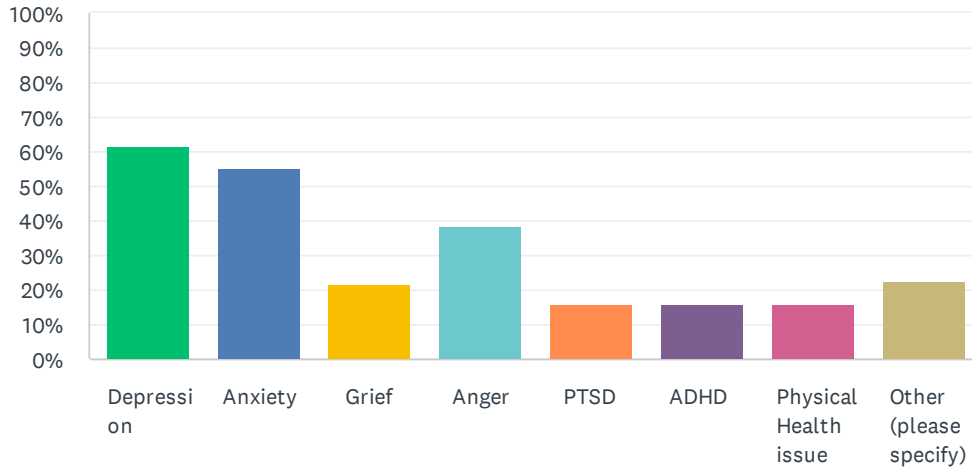


ANSWER CHOICES	RESPONSES	
1 (very low) (1)	27.76%	314
2 (somewhat low) (2)	30.33%	343
3 (neither low nor high) (3)	25.11%	284
4 (somewhat high) (4)	13.44%	152
5 (very high) (5)	3.36%	38
TOTAL		1,131

BASIC STATISTICS				
Minimum	Maximum	Median	Mean	Standard Deviation
1.00	5.00	2.00	2.34	1.12

Q62 Before the affair, were you struggling with any of these concerns? (Click all that apply)

Answered: 1,130 Skipped: 985

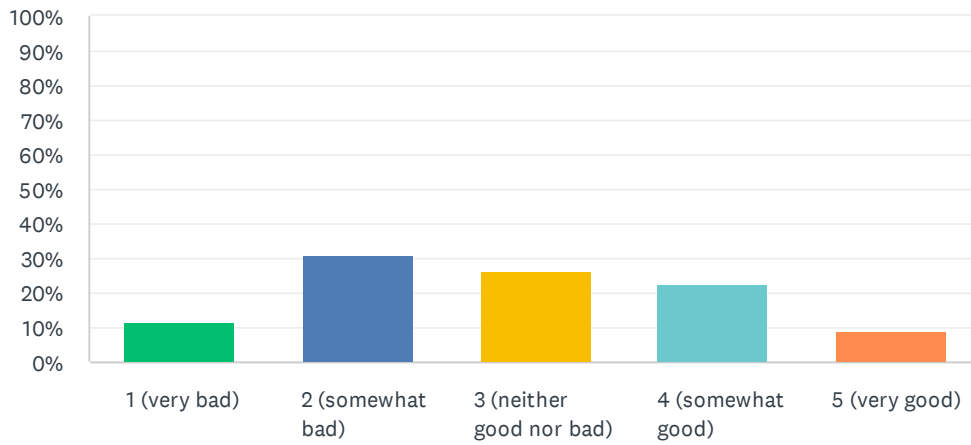


ANSWER CHOICES	RESPONSES	
Depression (1)	61.33%	693
Anxiety (2)	55.22%	624
Grief (3)	21.59%	244
Anger (4)	38.32%	433
PTSD (5)	15.66%	177
ADHD (6)	15.58%	176
Physical Health issue (7)	15.66%	177
Other (please specify) (8)	22.83%	258
Total Respondents: 1,130		

BASIC STATISTICS				
Minimum	Maximum	Median	Mean	Standard Deviation
1.00	8.00	3.00	3.47	2.31

Q63 Before the affair, how was your relationship with your partner?

Answered: 1,131 Skipped: 984

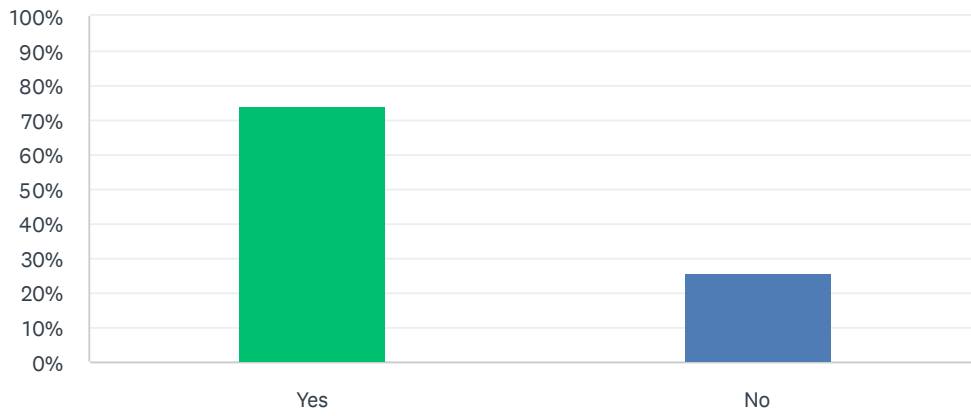


ANSWER CHOICES	RESPONSES	
1 (very bad) (1)	11.32%	128
2 (somewhat bad) (2)	31.21%	353
3 (neither good nor bad) (3)	26.08%	295
4 (somewhat good) (4)	22.46%	254
5 (very good) (5)	8.93%	101
TOTAL		1,131

BASIC STATISTICS				
Minimum	Maximum	Median	Mean	Standard Deviation
1.00	5.00	3.00	2.86	1.15

Q64 Before the affair, were you experiencing relationship problems?

Answered: 1,131 Skipped: 984

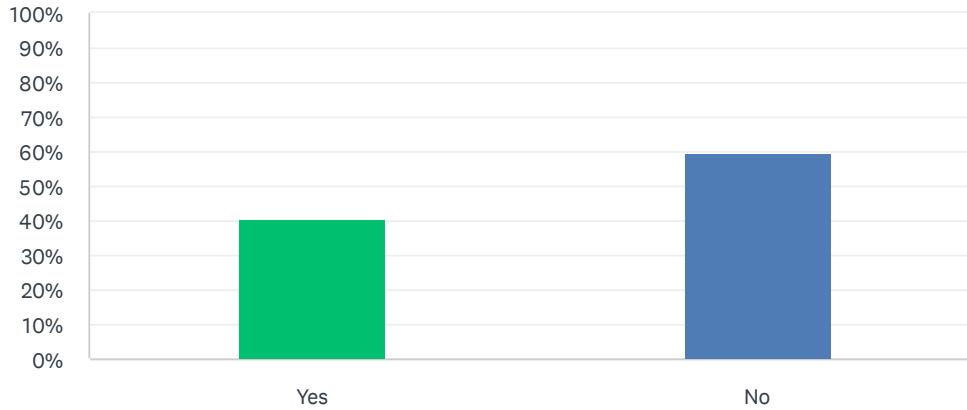


ANSWER CHOICES	RESPONSES
Yes (1)	74.18% 839
No (2)	25.82% 292
TOTAL	1,131

BASIC STATISTICS				
Minimum	Maximum	Median	Mean	Standard Deviation
1.00	2.00	1.00	1.26	0.44

Q65 Before the affair, did you worry that one day your partner would leave you?

Answered: 1,131 Skipped: 984

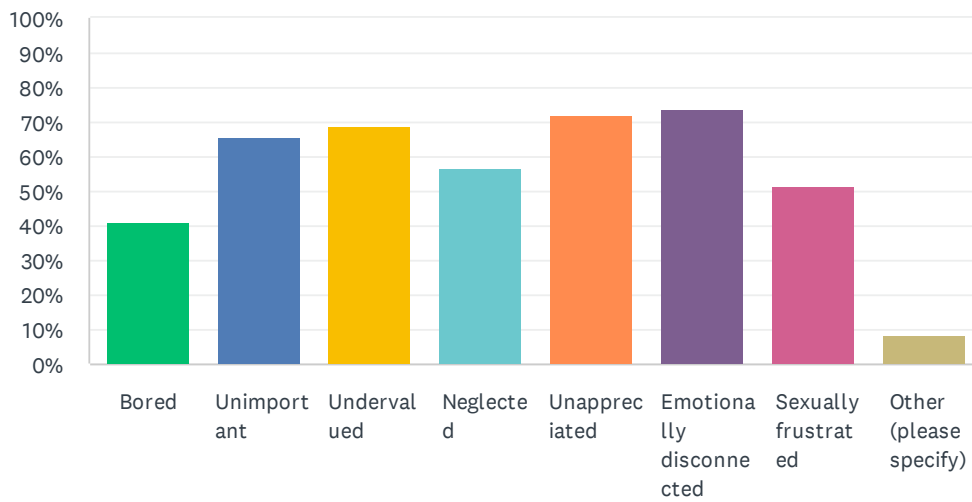


ANSWER CHOICES	RESPONSES	
Yes (1)	40.67%	460
No (2)	59.33%	671
TOTAL		1,131

BASIC STATISTICS				
Minimum	Maximum	Median	Mean	Standard Deviation
1.00	2.00	2.00	1.59	0.49

Q66 Which of these did you feel before the affair ? (Click all that apply)

Answered: 1,131 Skipped: 984

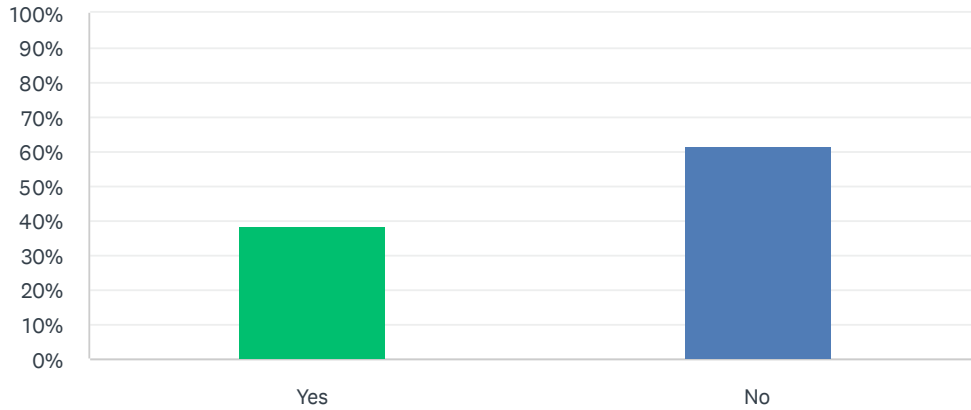


ANSWER CHOICES	RESPONSES
Bored (1)	41.20% 466
Unimportant (2)	65.78% 744
Undervalued (3)	68.70% 777
Neglected (4)	56.59% 640
Unappreciated (5)	71.88% 813
Emotionally disconnected (6)	73.74% 834
Sexually frustrated (7)	51.81% 586
Other (please specify) (8)	8.58% 97
Total Respondents: 1,131	

BASIC STATISTICS				
Minimum	Maximum	Median	Mean	Standard Deviation
1.00	8.00	4.00	4.19	1.94

Q67 Was there a trauma or a trigger that caused you to reach for an affair?

Answered: 1,131 Skipped: 984



ANSWER CHOICES	RESPONSES
Yes (1)	38.46% 435
No (2)	61.54% 696
TOTAL	1,131

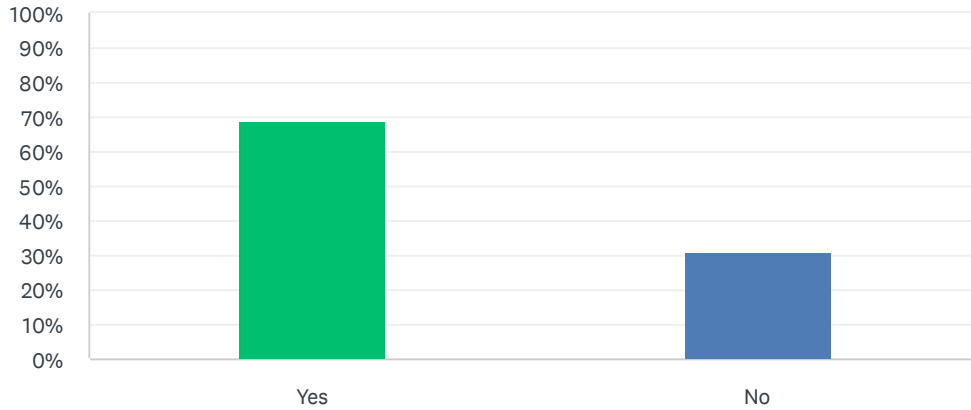
BASIC STATISTICS				
Minimum	Maximum	Median	Mean	Standard Deviation
1.00	2.00	2.00	1.62	0.49

Q68 If yes, what was that trauma or trigger? Please answer "Not applicable" if a trauma or trigger did not cause you to reach for an affair.

Answered: 1,131 Skipped: 984

Q69 In hindsight, did you pursue the affair to help you cope with the pain of life?

Answered: 1,131 Skipped: 984

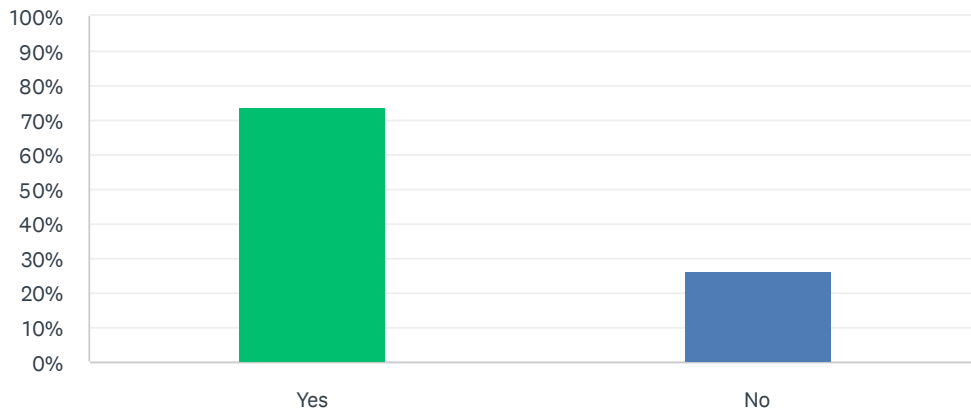


ANSWER CHOICES	RESPONSES
Yes (1)	68.79% 778
No (2)	31.21% 353
TOTAL	1,131

BASIC STATISTICS				
Minimum	Maximum	Median	Mean	Standard Deviation
1.00	2.00	1.00	1.31	0.46

Q70 Prior to the affair, did you avoid conflict?

Answered: 1,131 Skipped: 984

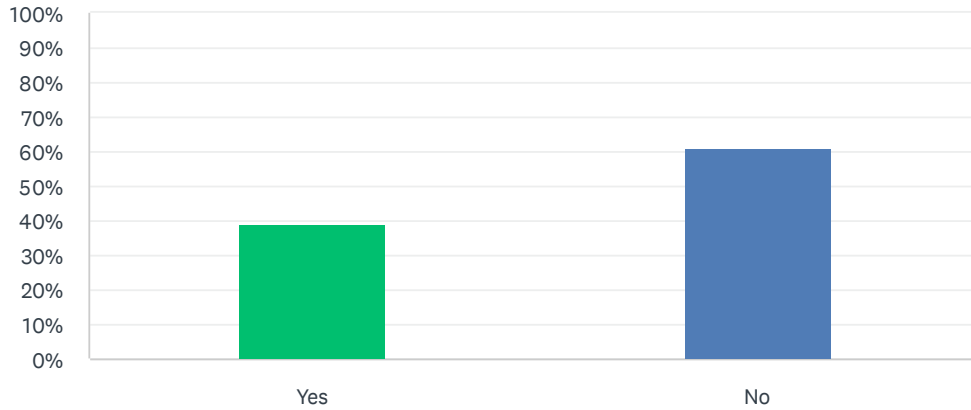


ANSWER CHOICES		RESPONSES	
Yes (1)		73.74%	834
No (2)		26.26%	297
TOTAL			1,131

BASIC STATISTICS				
Minimum	Maximum	Median	Mean	Standard Deviation
1.00	2.00	1.00	1.26	0.44

Q71 Prior to the affair, did you rely on your partner to help you calm down and/or soothe yourself?

Answered: 1,131 Skipped: 984

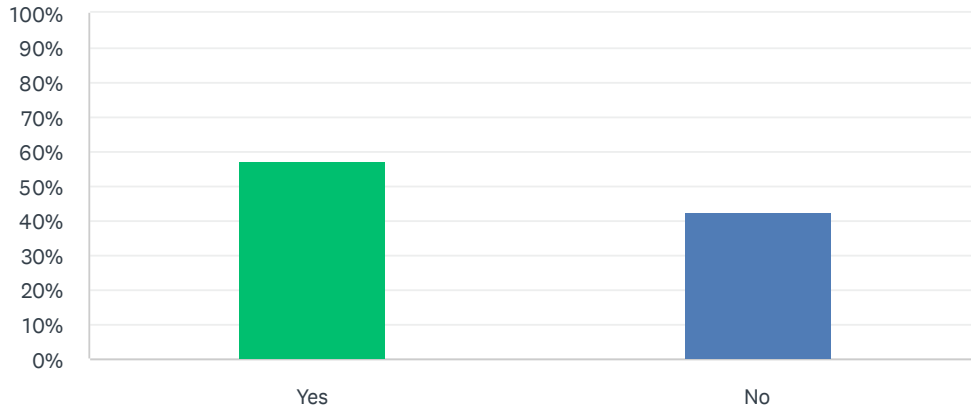


ANSWER CHOICES	RESPONSES
Yes (1)	38.90% 440
No (2)	61.10% 691
TOTAL	1,131

BASIC STATISTICS				
Minimum	Maximum	Median	Mean	Standard Deviation
1.00	2.00	2.00	1.61	0.49

Q72 Do you struggle with soothing yourself and calming down when you are upset?

Answered: 1,131 Skipped: 984

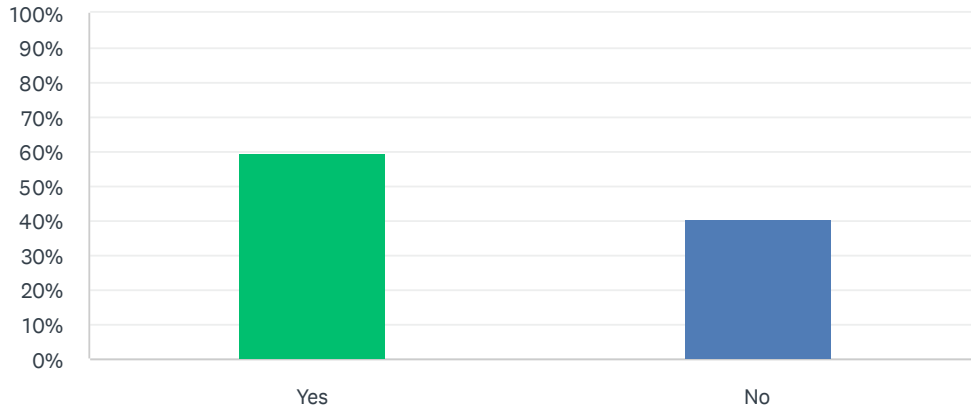


ANSWER CHOICES	RESPONSES
Yes (1)	57.29% 648
No (2)	42.71% 483
TOTAL	1,131

BASIC STATISTICS				
Minimum	Maximum	Median	Mean	Standard Deviation
1.00	2.00	1.00	1.43	0.49

Q73 Prior to the affair, did you struggle with feeling inadequate or ashamed by your partner?

Answered: 1,131 Skipped: 984

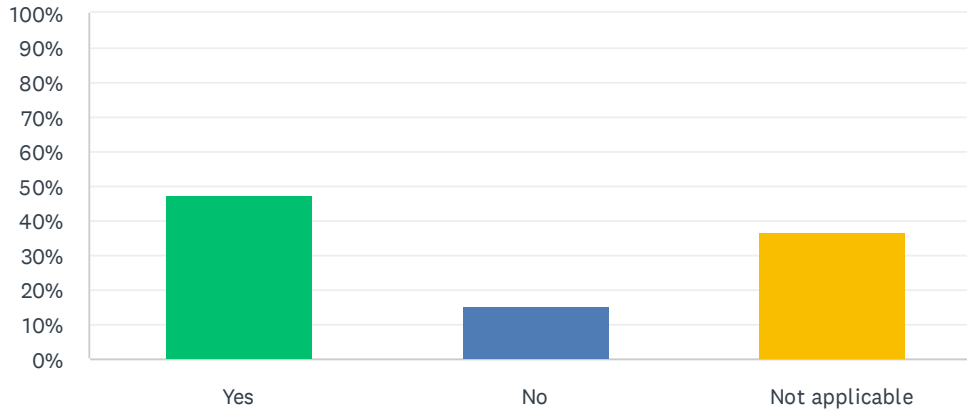


ANSWER CHOICES	RESPONSES
Yes (1)	59.33% 671
No (2)	40.67% 460
TOTAL	1,131

BASIC STATISTICS				
Minimum	Maximum	Median	Mean	Standard Deviation
1.00	2.00	1.00	1.41	0.49

Q74 If yes, were you angry at your partner for making you feel inadequate or ashamed?

Answered: 1,130 Skipped: 985

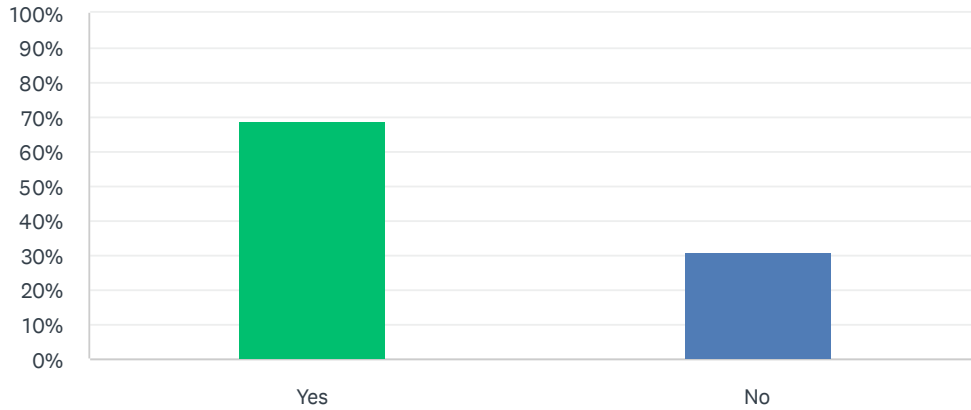


ANSWER CHOICES	RESPONSES	
Yes (1)	47.61%	538
No (2)	15.31%	173
Not applicable (3)	37.08%	419
TOTAL		1,130

BASIC STATISTICS				
Minimum	Maximum	Median	Mean	Standard Deviation
1.00	3.00	2.00	1.89	0.91

Q75 Prior to the affair, did you feel extra sensitive to rejection or criticism from others?

Answered: 1,131 Skipped: 984

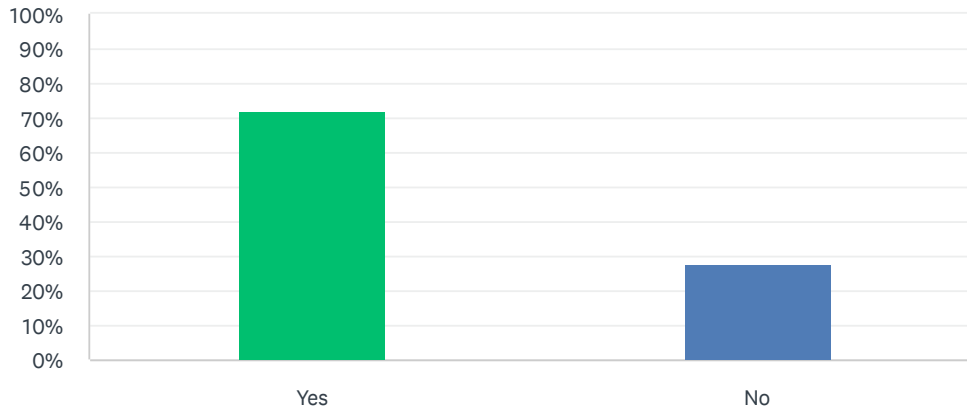


ANSWER CHOICES	RESPONSES
Yes (1)	69.14% 782
No (2)	30.86% 349
TOTAL	1,131

BASIC STATISTICS				
Minimum	Maximum	Median	Mean	Standard Deviation
1.00	2.00	1.00	1.31	0.46

Q76 Did you feel that your partner should have been more supportive and appreciative of you, and instead made you feel that you weren't good enough?

Answered: 1,131 Skipped: 984

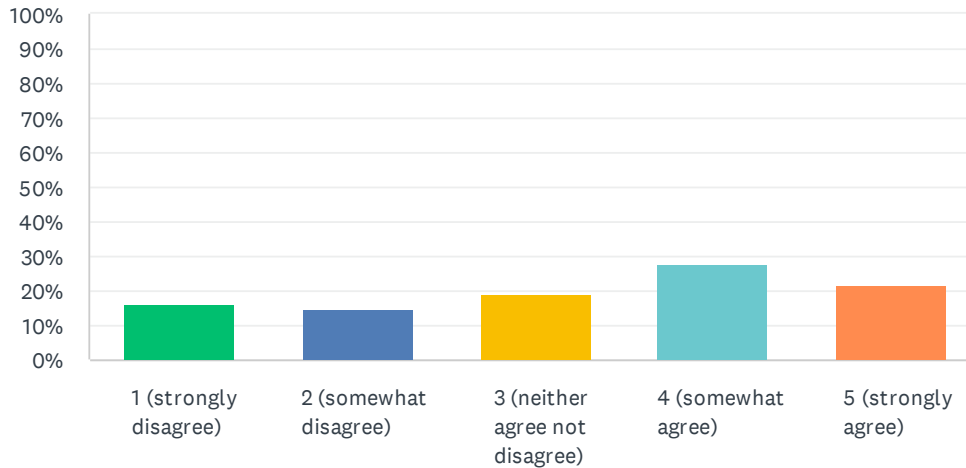


ANSWER CHOICES		RESPONSES	
Yes (1)		72.15%	816
No (2)		27.85%	315
TOTAL			1,131

BASIC STATISTICS				
Minimum	Maximum	Median	Mean	Standard Deviation
1.00	2.00	1.00	1.28	0.45

Q77 How strongly do you agree or disagree with this statement: "Before the affair, I was not feeling good, the relationship was strained, and then a trauma/trigger made me reach out for an affair to relive my pain."

Answered: 1,131 Skipped: 984

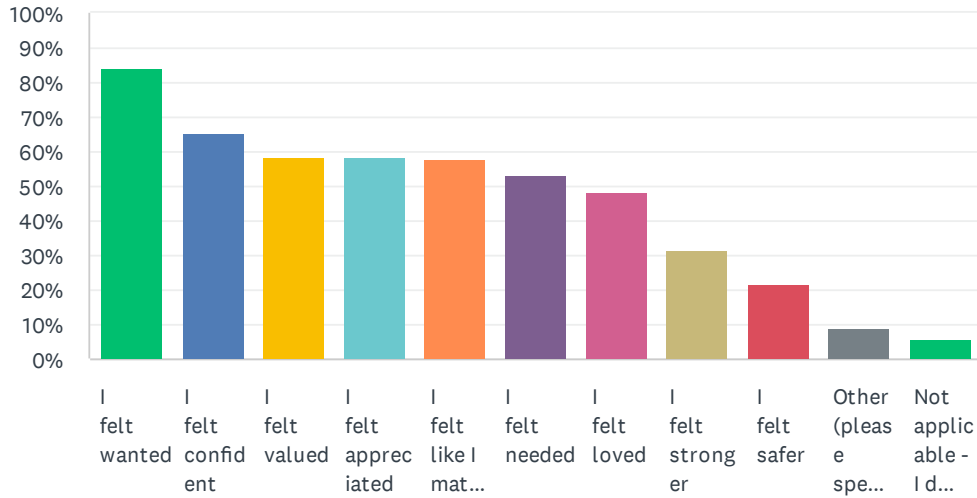


ANSWER CHOICES	RESPONSES	
1 (strongly disagree) (1)	16.53%	187
2 (somewhat disagree) (2)	14.94%	169
3 (neither agree not disagree) (3)	18.74%	212
4 (somewhat agree) (4)	28.03%	317
5 (strongly agree) (5)	21.75%	246
TOTAL		1,131

BASIC STATISTICS				
Minimum	Maximum	Median	Mean	Standard Deviation
1.00	5.00	3.00	3.24	1.38

Q78 What emotional benefits did you get out of the affair? (Click all that apply)

Answered: 1,131 Skipped: 984

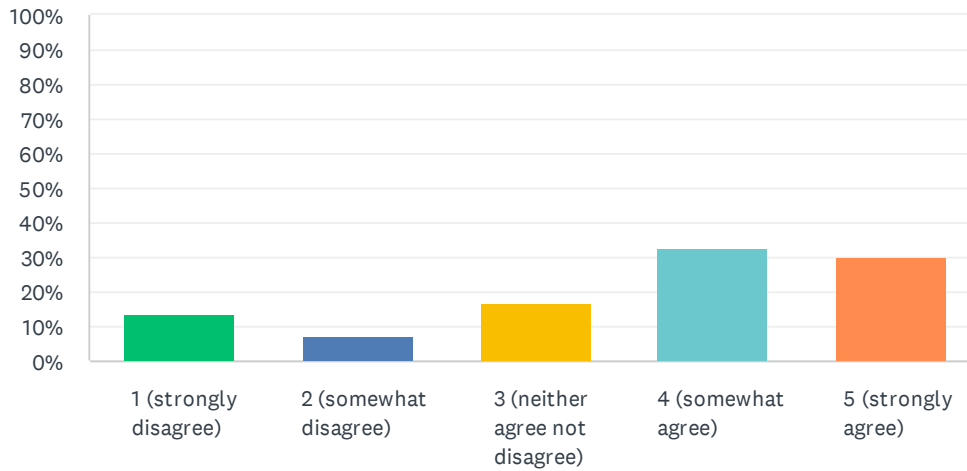


ANSWER CHOICES	RESPONSES	
I felt wanted (1)	84.26%	953
I felt confident (2)	65.34%	739
I felt valued (5)	58.27%	659
I felt appreciated (6)	58.18%	658
I felt like I mattered (9)	57.82%	654
I felt needed (8)	53.14%	601
I felt loved (7)	48.19%	545
I felt stronger (4)	31.83%	360
I felt safer (3)	21.49%	243
Other (please specify) (11)	9.02%	102
Not applicable - I did not get an emotional benefit out of the affair (10)	6.01%	68
Total Respondents: 1,131		

BASIC STATISTICS				
Minimum	Maximum	Median	Mean	Standard Deviation
1.00	11.00	5.00	5.04	2.91

Q79 On a scale of 1-5, how strongly do you agree with this statement: "Affairs are a painkiller."

Answered: 1,131 Skipped: 984

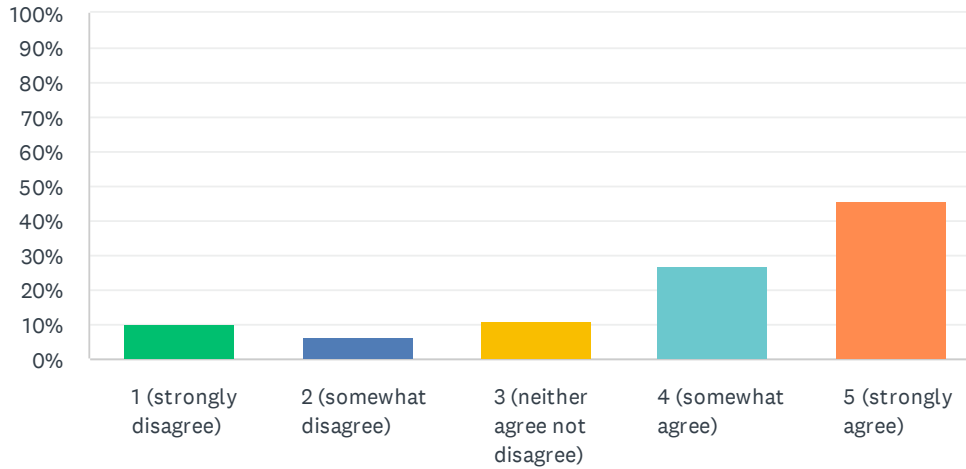


ANSWER CHOICES	RESPONSES	
1 (strongly disagree) (1)	13.44%	152
2 (somewhat disagree) (2)	7.25%	82
3 (neither agree nor disagree) (3)	16.71%	189
4 (somewhat agree) (4)	32.63%	369
5 (strongly agree) (5)	29.97%	339
TOTAL		1,131

BASIC STATISTICS				
Minimum	Maximum	Median	Mean	Standard Deviation
1.00	5.00	4.00	3.58	1.34

Q80 On a scale of 1-5, how strongly do you agree with this statement: "Affairs are like an addiction."

Answered: 1,131 Skipped: 984



ANSWER CHOICES	RESPONSES	
1 (strongly disagree) (1)	9.90%	112
2 (somewhat disagree) (2)	6.45%	73
3 (neither agree not disagree) (3)	10.96%	124
4 (somewhat agree) (4)	26.70%	302
5 (strongly agree) (5)	45.98%	520
TOTAL		1,131

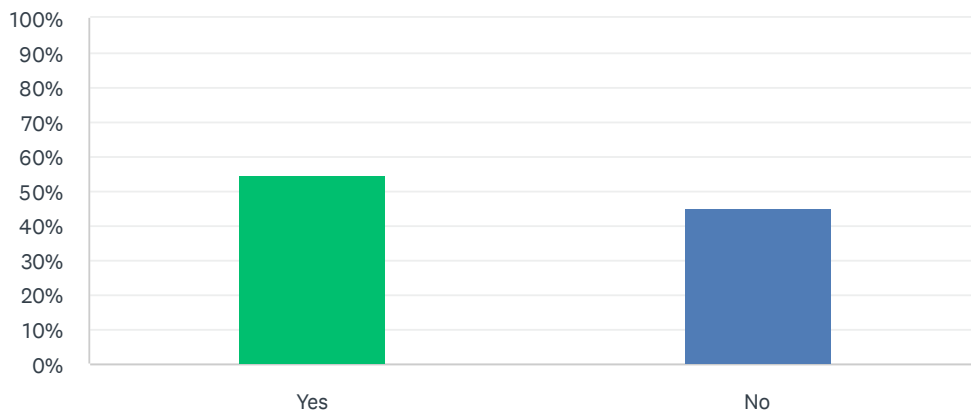
BASIC STATISTICS				
Minimum	Maximum	Median	Mean	Standard Deviation
1.00	5.00	4.00	3.92	1.31

Q81 Why do you think you had the affair?

Answered: 1,131 Skipped: 984

Q82 Did you look at pornography before the affair?

Answered: 1,124 Skipped: 991

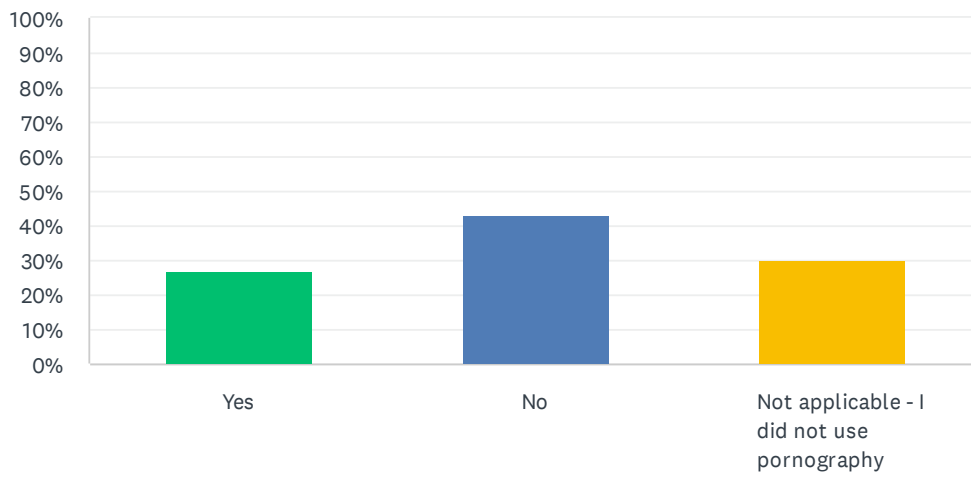


ANSWER CHOICES	RESPONSES
Yes (1)	54.80% 616
No (2)	45.20% 508
TOTAL	1,124

BASIC STATISTICS				
Minimum	Maximum	Median	Mean	Standard Deviation
1.00	2.00	1.00	1.45	0.50

Q83 Did your use of pornography escalate over time?

Answered: 1,124 Skipped: 991

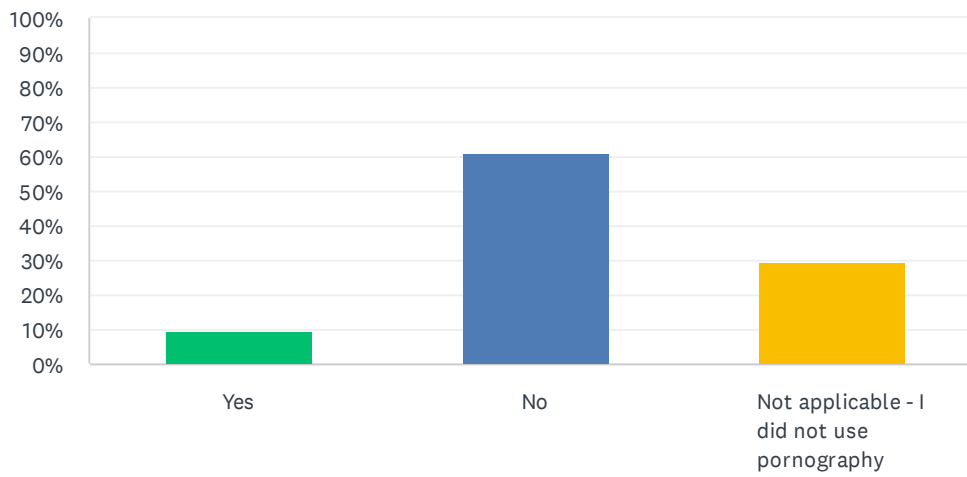


ANSWER CHOICES	RESPONSES
Yes (1)	26.69% 300
No (2)	43.42% 488
Not applicable - I did not use pornography (3)	29.89% 336
TOTAL	1,124

BASIC STATISTICS				
Minimum	Maximum	Median	Mean	Standard Deviation
1.00	3.00	2.00	2.03	0.75

Q84 Did looking at pornography lead you to have an affair?

Answered: 1,124 Skipped: 991

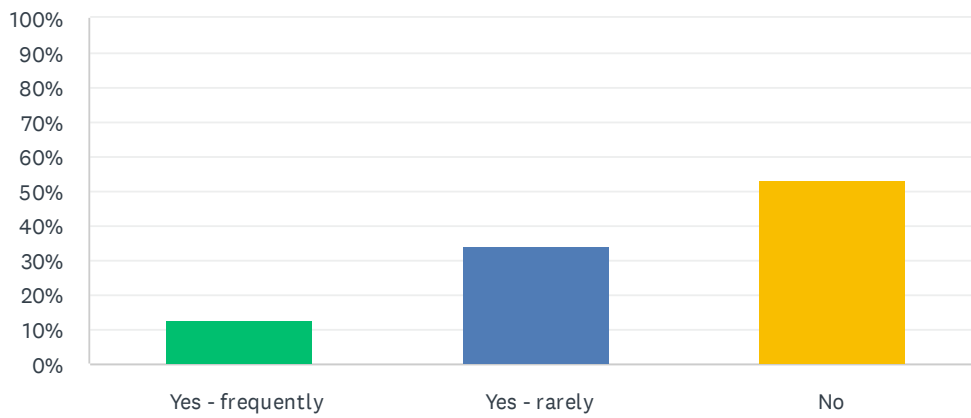


ANSWER CHOICES	RESPONSES
Yes (1)	9.52% 107
No (2)	60.94% 685
Not applicable - I did not use pornography (3)	29.54% 332
TOTAL	1,124

BASIC STATISTICS				
Minimum	Maximum	Median	Mean	Standard Deviation
1.00	3.00	2.00	2.20	0.59

Q85 Do you still look at pornography now (after the affair)?

Answered: 1,124 Skipped: 991

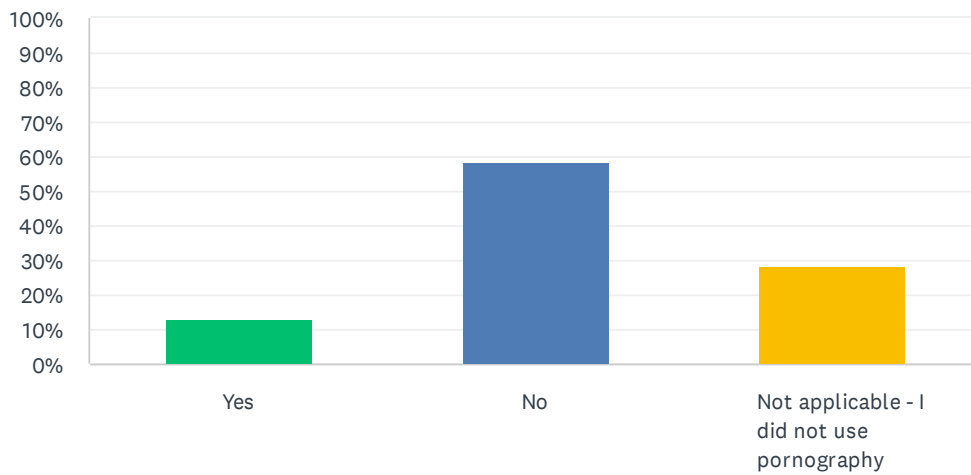


ANSWER CHOICES	RESPONSES
Yes - frequently (1)	12.46% 140
Yes - rarely (2)	34.43% 387
No (3)	53.11% 597
TOTAL	1,124

BASIC STATISTICS				
Minimum	Maximum	Median	Mean	Standard Deviation
1.00	3.00	3.00	2.41	0.70

Q86 Did you then or do you now have a porn addiction?

Answered: 1,124 Skipped: 991



ANSWER CHOICES	RESPONSES
Yes (1)	13.08% 147
No (2)	58.36% 656
Not applicable - I did not use pornography (3)	28.56% 321
TOTAL	1,124

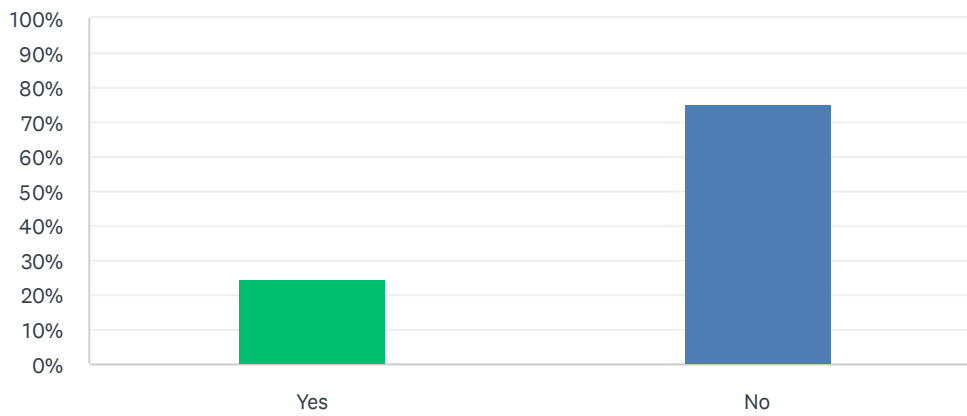
BASIC STATISTICS				
Minimum	Maximum	Median	Mean	Standard Deviation
1.00	3.00	2.00	2.15	0.63

Q87 If you looked at pornography, how do you think it contributed to your affair? Please answer "Not applicable" if you did not look at pornography.

Answered: 1,123 Skipped: 992

Q88 Prior to the affair, did you drink or use substances excessively?

Answered: 1,124 Skipped: 991

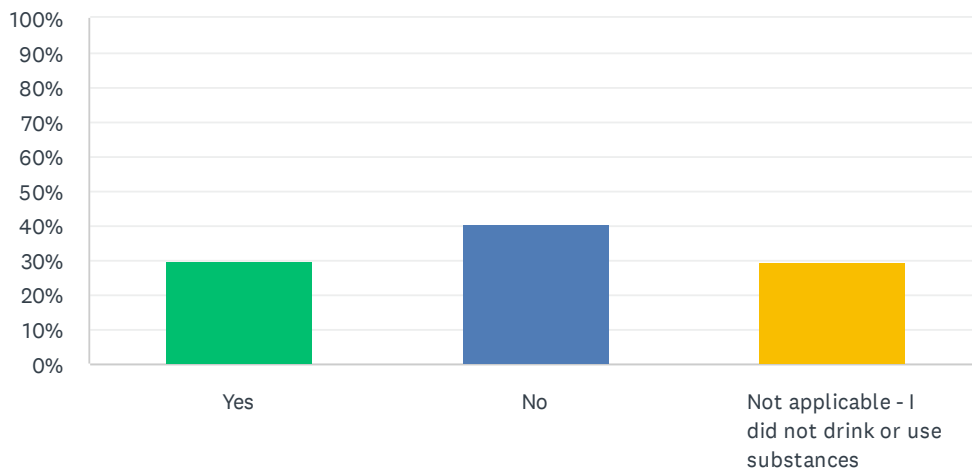


ANSWER CHOICES	RESPONSES
Yes (1)	24.56% 276
No (2)	75.44% 848
TOTAL	1,124

BASIC STATISTICS				
Minimum	Maximum	Median	Mean	Standard Deviation
1.00	2.00	2.00	1.75	0.43

Q89 Did your drinking/substance use increase during the affair?

Answered: 1,124 Skipped: 991

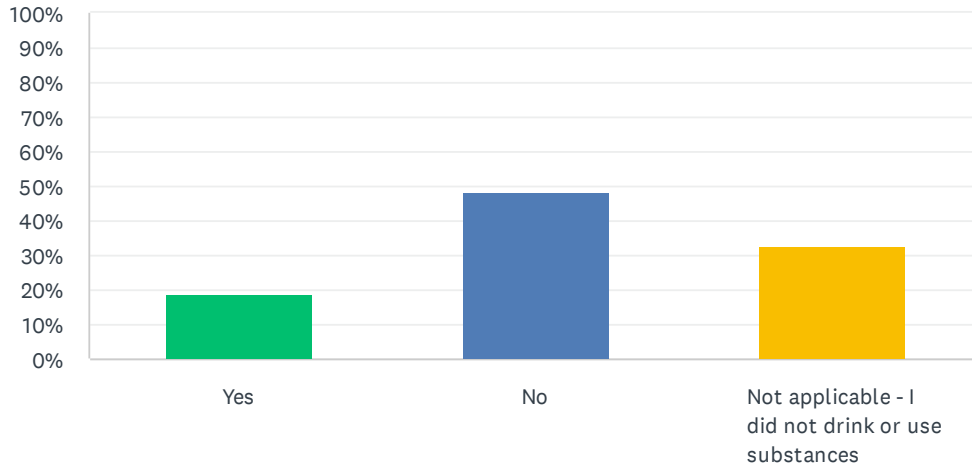


ANSWER CHOICES	RESPONSES	
Yes (1)	30.25%	340
No (2)	40.30%	453
Not applicable - I did not drink or use substances (3)	29.45%	331
TOTAL		1,124

BASIC STATISTICS				
Minimum	Maximum	Median	Mean	Standard Deviation
1.00	3.00	2.00	1.99	0.77

Q90 In your opinion, did your drinking/substance use contribute to the affair?

Answered: 1,124 Skipped: 991

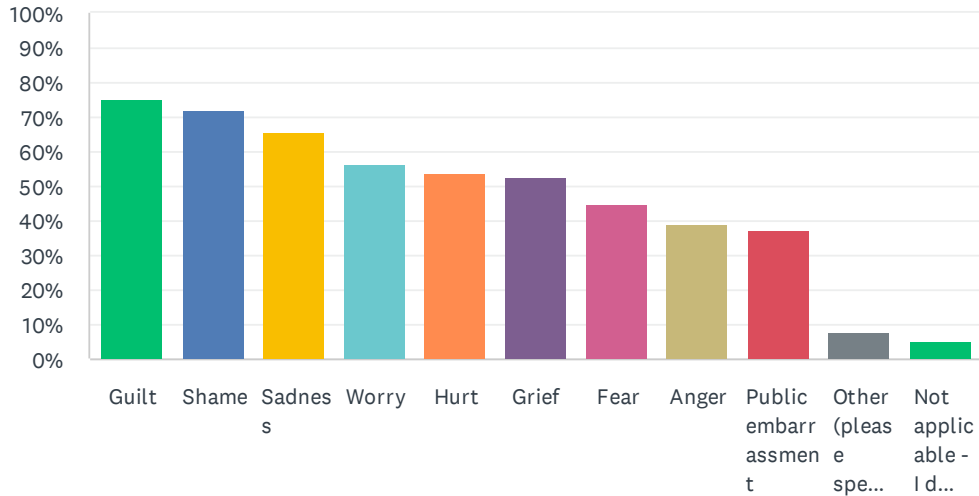


ANSWER CHOICES	RESPONSES	
Yes (1)	19.04%	214
No (2)	48.22%	542
Not applicable - I did not drink or use substances (3)	32.74%	368
TOTAL		1,124

BASIC STATISTICS				
Minimum	Maximum	Median	Mean	Standard Deviation
1.00	3.00	2.00	2.14	0.71

Q91 What feelings did you struggle with most as you started to heal? (Click all that apply)

Answered: 1,016 Skipped: 1,099

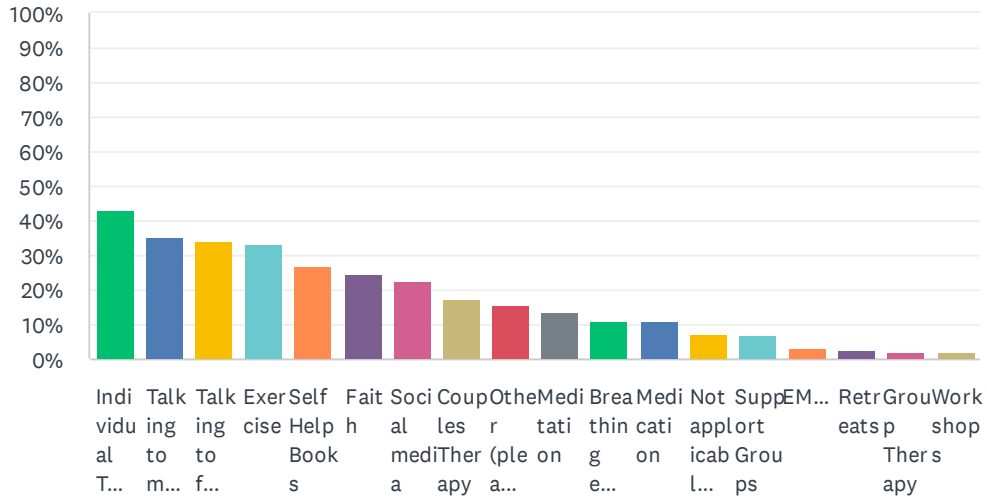


ANSWER CHOICES	RESPONSES	
Guilt (4)	75.30%	765
Shame (1)	72.15%	733
Sadness (2)	65.94%	670
Worry (9)	56.10%	570
Hurt (8)	53.84%	547
Grief (3)	52.76%	536
Fear (5)	44.98%	457
Anger (7)	39.07%	397
Public embarrassment (6)	37.60%	382
Other (please specify) (11)	7.97%	81
Not applicable - I did not struggle with any feelings as I started to heal (10)	5.02%	51
Total Respondents: 1,016		

BASIC STATISTICS				
Minimum	Maximum	Median	Mean	Standard Deviation
1.00	11.00	4.00	4.82	2.80

Q92 What helped you cope with the pain as you healed? (Click all that apply)

Answered: 1,016 Skipped: 1,099



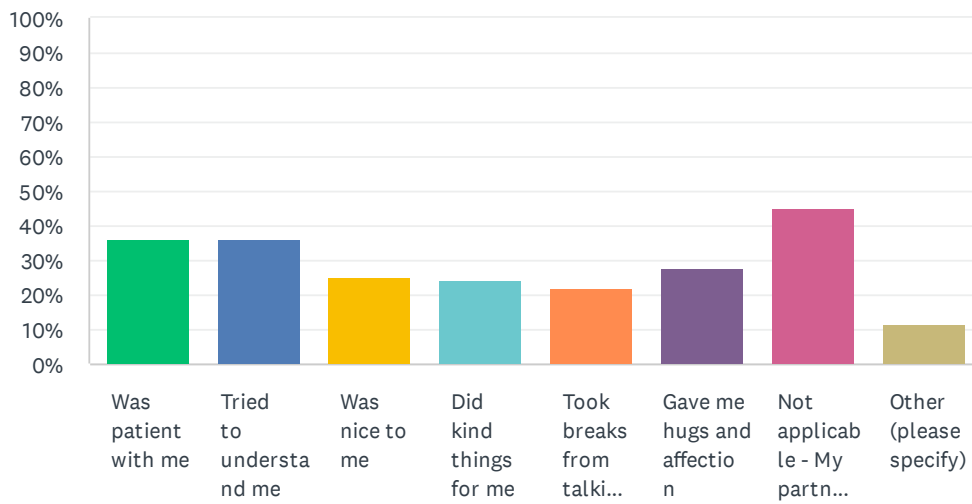
ANSWER CHOICES		RESPONSES	
Individual Therapy (3)		42.91%	436
Talking to my partner (1)		35.04%	356
Talking to friends/family (7)		34.15%	347
Exercise (9)		33.27%	338
Self Help Books (4)		26.77%	272
Faith (8)		24.51%	249
Social media (16)		22.64%	230
Couples Therapy (2)		17.62%	179
Other (please specify) (18)		15.55%	158
Meditation (13)		13.48%	137
Breathing exercises (12)		11.12%	113
Medication (11)		11.02%	112
Not applicable - I did not need to cope with pain (17)		7.58%	77
Support Groups (5)		6.99%	71
EMDR (10)		3.05%	31
Retreats (15)		2.56%	26
Group Therapy (6)		2.36%	24
Workshops (14)		1.87%	19
Total Respondents: 1,016			

BASIC STATISTICS

Minimum 1.00	Maximum 18.00	Median 7.00	Mean 7.63	Standard Deviation 5.18
-----------------	------------------	----------------	--------------	----------------------------

Q93 What did your partner do that helped you heal? (Click all that apply)

Answered: 1,016 Skipped: 1,099

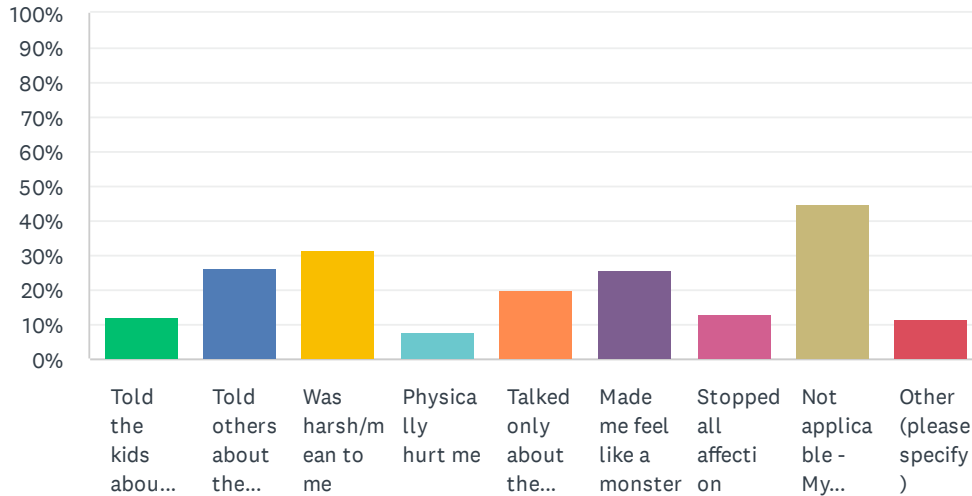


ANSWER CHOICES	RESPONSES	
Was patient with me (1)	36.12%	367
Tried to understand me (2)	36.22%	368
Was nice to me (3)	25.30%	257
Did kind things for me (4)	24.31%	247
Took breaks from talking about the affair (5)	22.34%	227
Gave me hugs and affection (6)	28.05%	285
Not applicable - My partner did not help me heal (7)	45.37%	461
Other (please specify) (8)	11.32%	115
Total Respondents: 1,016		

BASIC STATISTICS				
Minimum	Maximum	Median	Mean	Standard Deviation
1.00	8.00	4.00	4.23	2.30

Q94 What did your partner do that hindered or hurt your healing? (Click all that apply)

Answered: 1,016 Skipped: 1,099

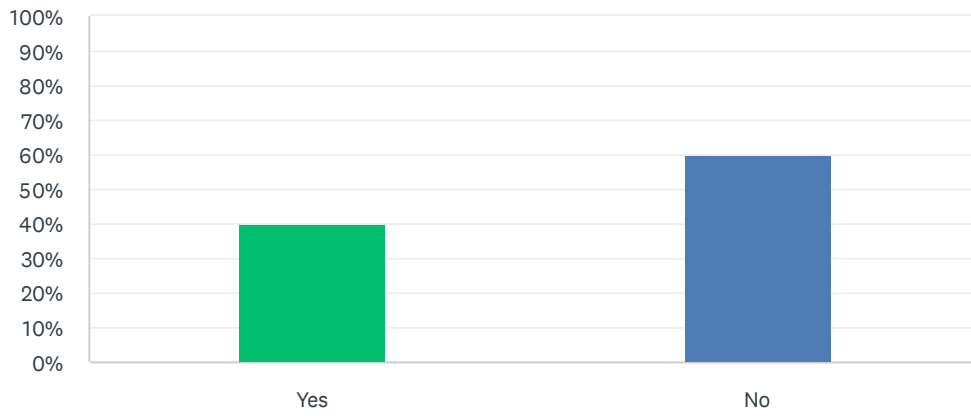


ANSWER CHOICES	RESPONSES	
Told the kids about the affair (1)	11.91%	121
Told others about the affair (2)	26.57%	270
Was harsh/mean to me (3)	31.50%	320
Physically hurt me (4)	7.78%	79
Talked only about the affair (5)	20.18%	205
Made me feel like a monster (6)	25.59%	260
Stopped all affection (7)	13.39%	136
Not applicable - My partner did not hinder or hurt my healing (8)	44.78%	455
Other (please specify) (9)	11.42%	116
Total Respondents: 1,016		

BASIC STATISTICS				
Minimum	Maximum	Median	Mean	Standard Deviation
1.00	9.00	5.00	5.18	2.52

Q95 Did you do counseling together?

Answered: 1,016 Skipped: 1,099

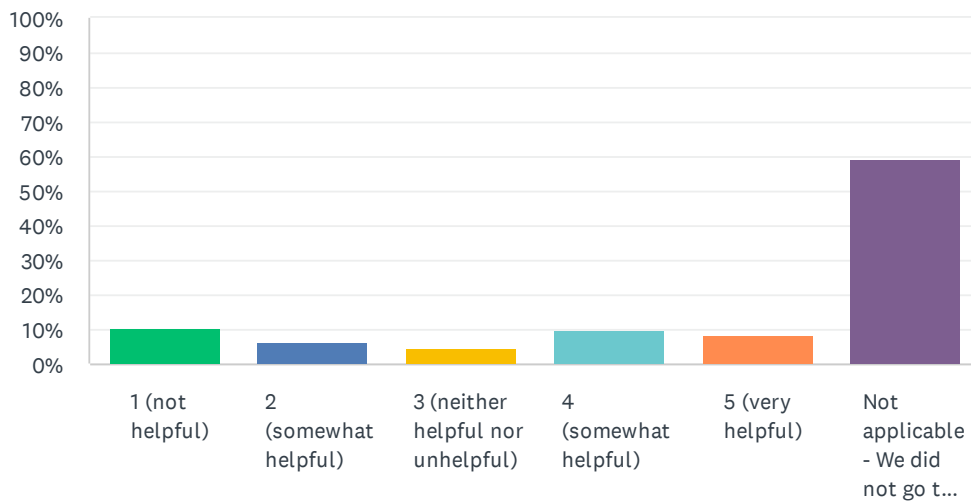


ANSWER CHOICES	RESPONSES
Yes (1)	40.26% 409
No (2)	59.74% 607
TOTAL	1,016

BASIC STATISTICS				
Minimum 1.00	Maximum 2.00	Median 2.00	Mean 1.60	Standard Deviation 0.49

Q96 On a scale of 1-5, how helpful was couples counseling for you?

Answered: 1,016 Skipped: 1,099



ANSWER CHOICES	RESPONSES	
1 (not helpful) (1)	10.73%	109
2 (somewhat helpful) (2)	6.40%	65
3 (neither helpful nor unhelpful) (3)	4.72%	48
4 (somewhat helpful) (4)	10.14%	103
5 (very helpful) (5)	8.46%	86
Not applicable - We did not go to couples counseling (6)	59.55%	605
TOTAL		1,016

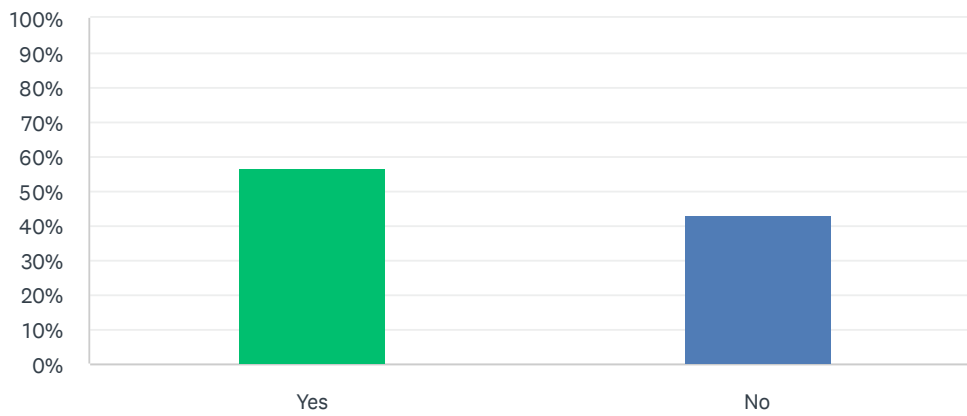
BASIC STATISTICS				
Minimum	Maximum	Median	Mean	Standard Deviation
1.00	6.00	6.00	4.78	1.77

Q97 If you felt the counseling was not helpful, why do you say so? (It's ok, we want to know!) Please answer "Not applicable" if you did not go to couples counseling.

Answered: 1,014 Skipped: 1,101

Q98 Did you do individual counseling?

Answered: 1,016 Skipped: 1,099

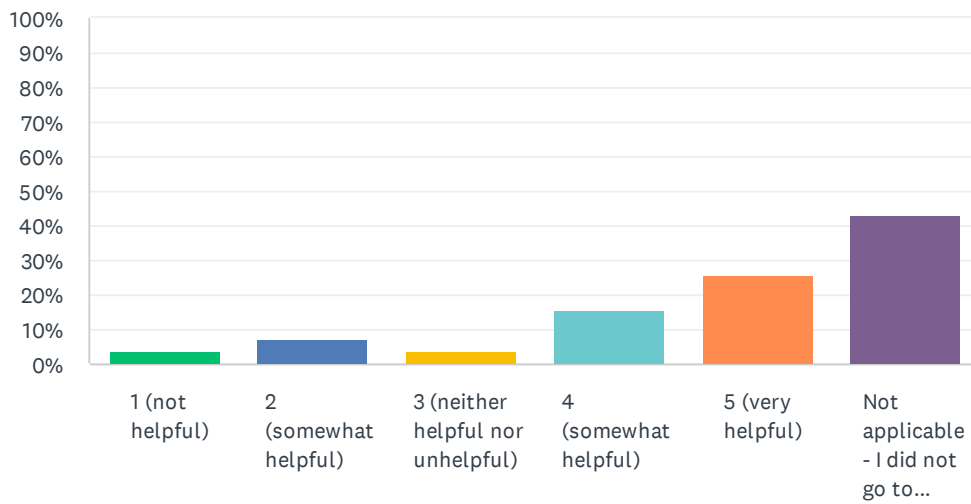


ANSWER CHOICES	RESPONSES
Yes (1)	56.69% 576
No (2)	43.31% 440
TOTAL	1,016

BASIC STATISTICS				
Minimum 1.00	Maximum 2.00	Median 1.00	Mean 1.43	Standard Deviation 0.50

Q99 How helpful was individual counseling for you? (Scale 1 - 5)

Answered: 1,016 Skipped: 1,099



ANSWER CHOICES	RESPONSES
1 (not helpful) (1)	3.74% 38
2 (somewhat helpful) (2)	7.48% 76
3 (neither helpful nor unhelpful) (3)	3.84% 39
4 (somewhat helpful) (4)	15.85% 161
5 (very helpful) (5)	25.98% 264
Not applicable - I did not go to individual counseling (6)	43.11% 438
TOTAL	1,016

BASIC STATISTICS				
Minimum	Maximum	Median	Mean	Standard Deviation
1.00	6.00	5.00	4.82	1.41

Q100 Thinking about all of the things you did to help you heal your relationship, what one thing made the most difference?

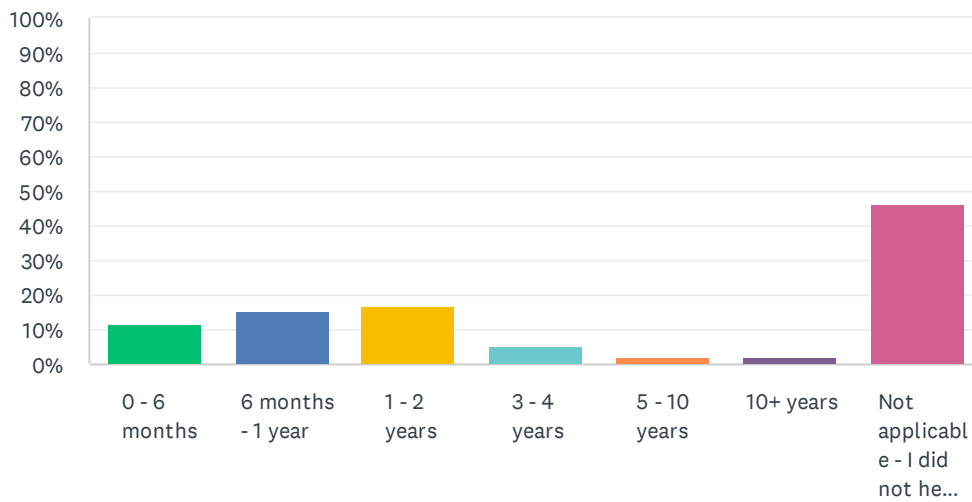
Answered: 1,016 Skipped: 1,099

Q101 What gave you hope as you were healing?

Answered: 1,016 Skipped: 1,099

Q102 How long did it take for you to heal from the affair?

Answered: 1,016 Skipped: 1,099

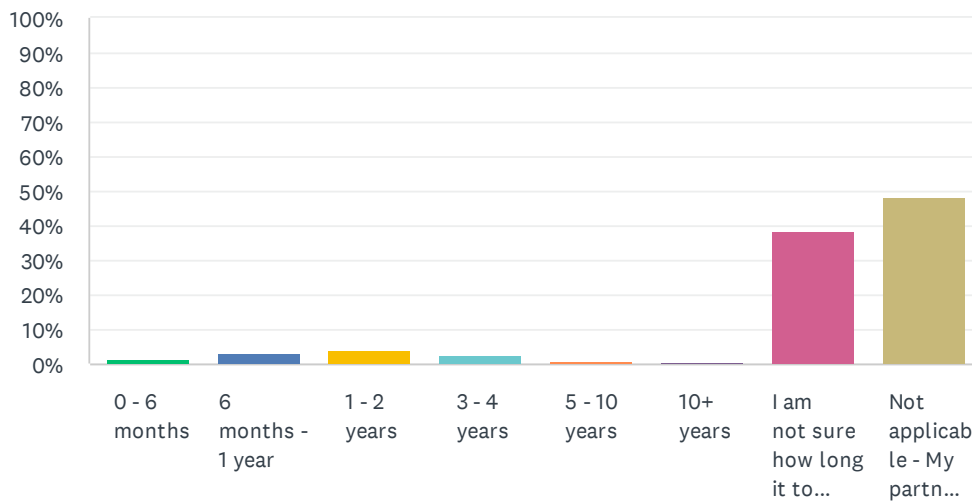


ANSWER CHOICES	RESPONSES	
0 - 6 months (1)	11.52%	117
6 months - 1 year (2)	15.16%	154
1 - 2 years (3)	17.03%	173
3 - 4 years (4)	5.51%	56
5 - 10 years (5)	2.07%	21
10+ years (6)	2.36%	24
Not applicable - I did not heal from the affair (7)	46.36%	471
TOTAL		1,016

BASIC STATISTICS				
Minimum	Maximum	Median	Mean	Standard Deviation
1.00	7.00	5.00	4.64	2.39

Q103 How long did it take for your partner to heal from the affair?

Answered: 1,016 Skipped: 1,099

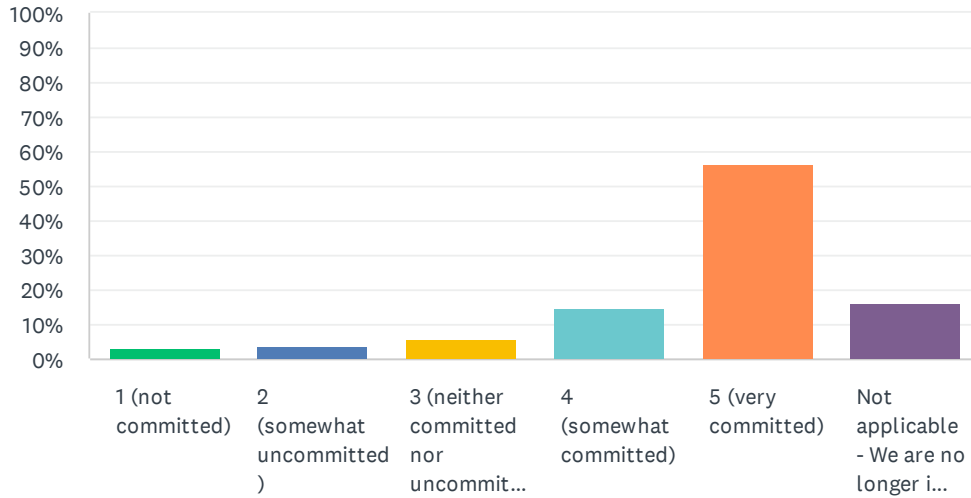


ANSWER CHOICES	RESPONSES
0 - 6 months (1)	1.48% 15
6 months - 1 year (2)	3.35% 34
1 - 2 years (3)	4.04% 41
3 - 4 years (4)	2.85% 29
5 - 10 years (5)	1.18% 12
10+ years (6)	0.59% 6
I am not sure how long it took my partner to heal from the affair (7)	38.29% 389
Not applicable - My partner did not heal from the affair (8)	48.23% 490
TOTAL	1,016

BASIC STATISTICS				
Minimum	Maximum	Median	Mean	Standard Deviation
1.00	8.00	7.00	6.95	1.67

Q104 How committed to your marriage/relationship are you now? (Scale 1 - 5)

Answered: 1,016 Skipped: 1,099

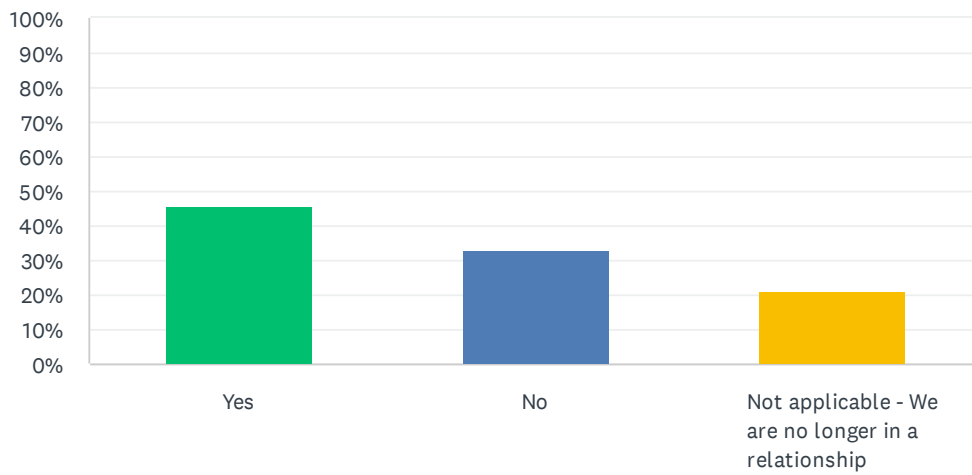


ANSWER CHOICES	RESPONSES	
1 (not committed) (1)	2.95%	30
2 (somewhat uncommitted) (2)	3.74%	38
3 (neither committed nor uncommitted) (3)	6.00%	61
4 (somewhat committed) (4)	14.67%	149
5 (very committed) (5)	56.30%	572
Not applicable - We are no longer in a relationship (6)	16.34%	166
TOTAL		1,016

BASIC STATISTICS				
Minimum	Maximum	Median	Mean	Standard Deviation
1.00	6.00	5.00	4.67	1.12

Q105 Do you feel your relationship is better after the affair?

Answered: 1,016 Skipped: 1,099



ANSWER CHOICES	RESPONSES	
Yes (1)	45.77%	465
No (2)	33.27%	338
Not applicable - We are no longer in a relationship (3)	20.96%	213
TOTAL		1,016

BASIC STATISTICS				
Minimum	Maximum	Median	Mean	Standard Deviation
1.00	3.00	2.00	1.75	0.78

Q106 What advice would you give a straying spouse/partner who wanted to heal their relationship after an affair?

Answered: 1,015 Skipped: 1,100