



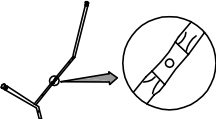

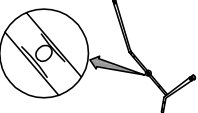




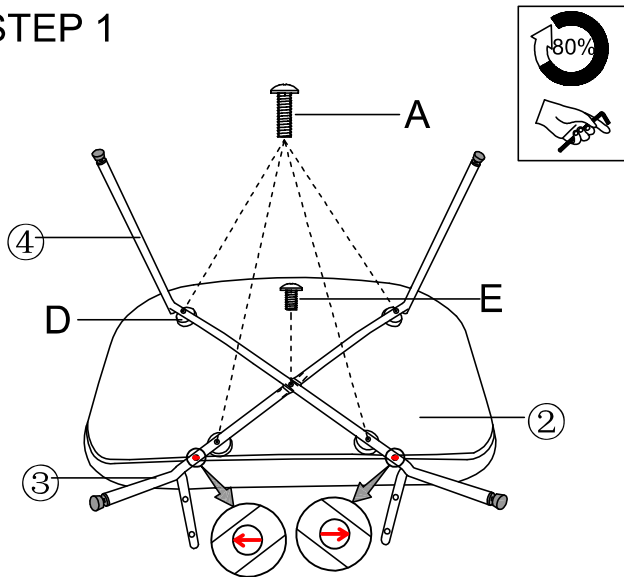


Assembly Instruction Sheet

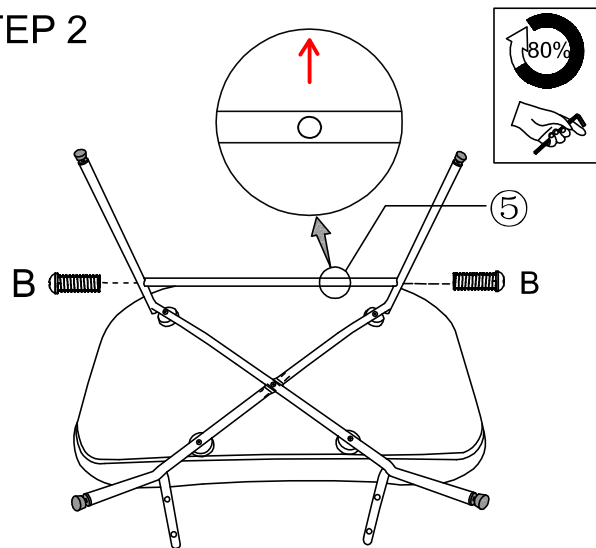
ERK-LC09-W

①*1pc		A*4+1EXT	 M6*40MM
②*1pc		B*2+1EXT	 M6*30MM
③*1pc		C*4+1EXT	 M6*25MM
④*1pc		E*1+1EXT	 M6*16MM
⑤*1pc		D*4	 Φ42*13MM
		G*1	 M6

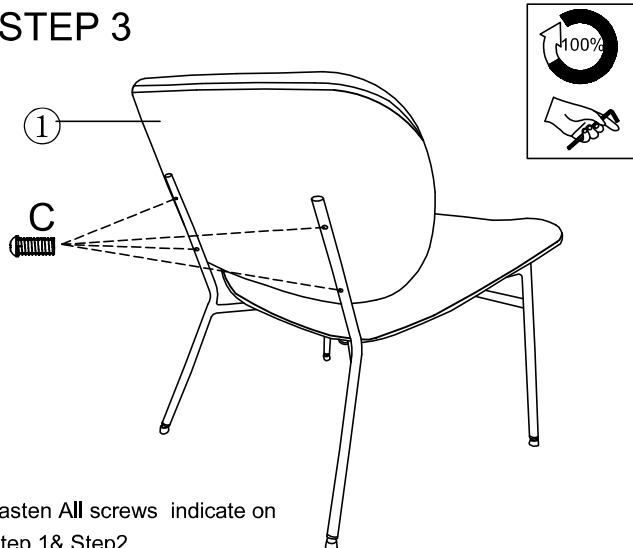
STEP 1



STEP 2



STEP 3



Fasten All screws indicate on Step 1 & Step2.

