

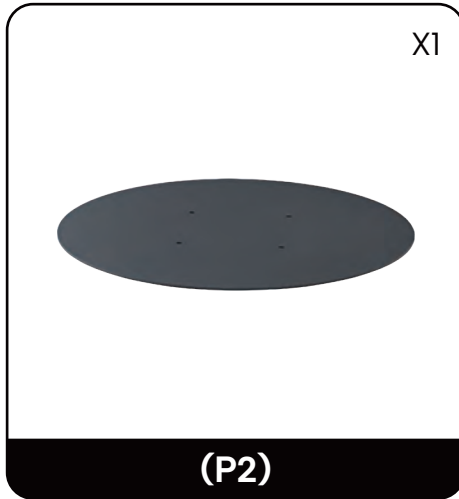

DT08 DINING TABLE

DT08餐桌




If you need to return the goods, please keep all the packaging materials and return it in the original packaging.
Si vous devez retourner la marchandise, veuillez conserver tous les matériaux d'emballage et le retourner dans l'emballage d'origine.
Si necesita devolver los productos, conserve todos los materiales de embalaje y devuélvalos en el embalaje original.
如需退货请保留好所有包装材料，并按原包装包好退回。

PARTS / PIÈCES / PARTES / 部件清单



HARDWARE / MATÉRIEL / HARDWARE / 配件清单





Do not tighten the screws until all of them are fastened into the holes.
Ne serrez pas les vis tant qu'elles ne sont pas toutes fixées dans les trous.
No apriete los tornillos hasta que todos estén fijados en los orificios.
安装时先不要把螺丝拧紧，等所有螺丝都拧到螺纹孔上再将全部螺丝拧紧。

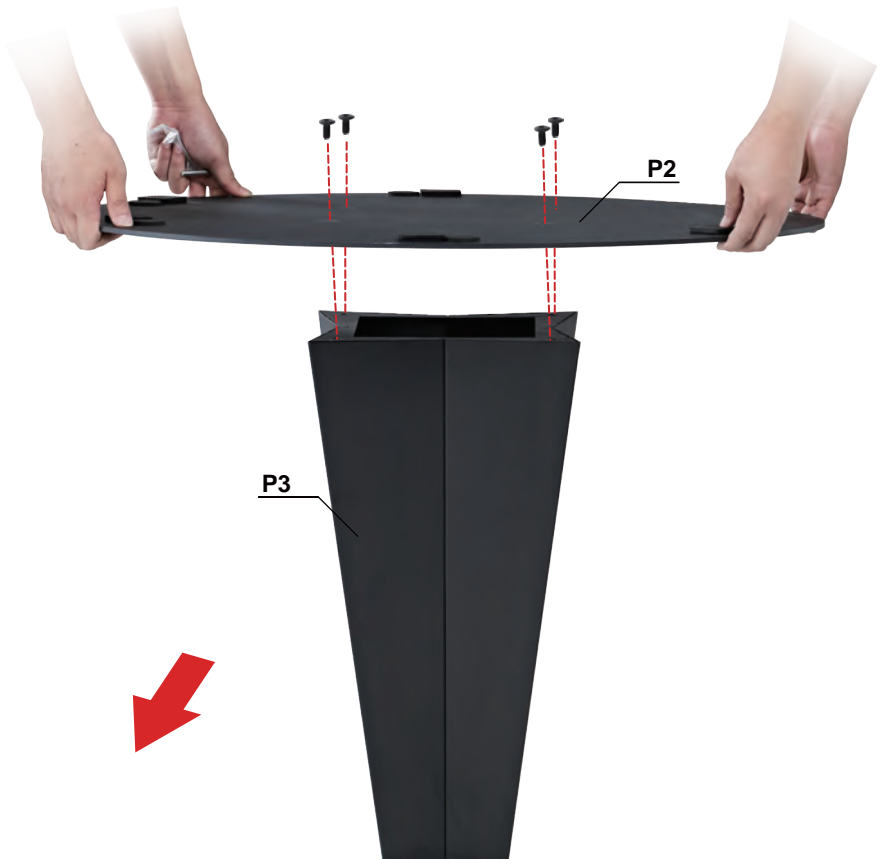


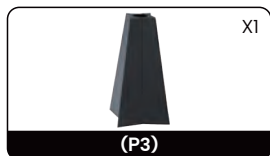

ASSEMBLY INSTRUCTIONS

INSTRUCTIONS DE MONTAGE



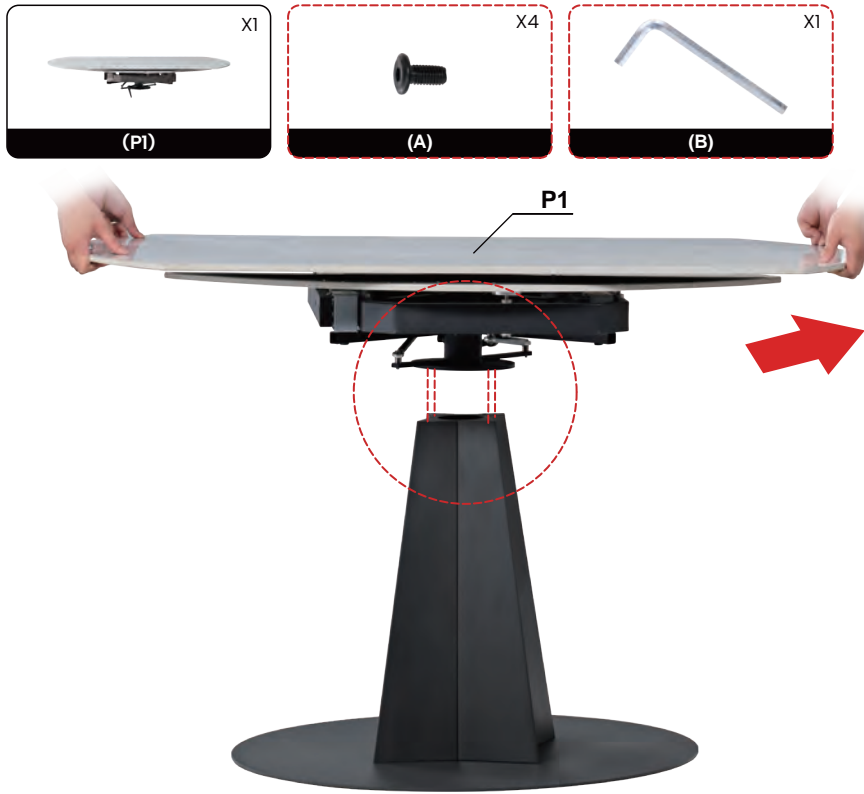
INSTRUCCIONES DE MONTAJE

安装说明


STEP 1



STEP 2



STEP 3



调节这三颗螺丝，使岩板桌面齐平。Adjust these three screws to make the slate tabletop flush.



调节此把手，可以锁定或解锁桌子的旋转功能。Adjust this handle to lock or unlock the table's swivel function.

⚠ 注意/Note:
旋转桌面的时候要把把手向下，避免撞弯把手。
When rotating the desktop, keep the handle downward to avoid bending the handle.