



PRODUCT CATALOGUE

- PVC Plumbing Fittings
- Maintenance Shafts
- Fabrication

> Welcome to the Aymroo Product Guide

We design and manufacture PVC Plumbing Fittings for the Civil and Merchant marketplaces in Australia. From standard fabricated and moulded products to seemingly impossible one-off solutions, we've got it covered.

Our team designs and manufactures products that comply with Standards and marketplace expectations. To further meet market needs, new and improved products are continually in development using the latest material and machinery technologies to ensure that our products stay at the forefront of innovation.

> The Aymroo Story

Proudly Australian owned and operated for over 30 years, Aymroo is a quality-endorsed Australian company manufacturing PVC Plumbing Fittings, Maintenance Shafts and Fabricated Fittings to our customers' expectations.


Aymroo is a division of RELN Holdings, a wholly owned Australian manufacturing group providing plumbing solutions globally. We manufacture and supply product in Australia, Canada, and the USA to provide our customers the latest in ideas and solutions.

Our entire team work to create simple, cost-effective, class-leading products that make a positive impact every day, day after day. We've been awarded and recognised over the years by Industry and Government bodies for our achievements in manufacturing, product design and employment.

Our focus is to deliver quality products that meet our customers' expectations.

Thank you for considering our product and services.

Managing Director



Nigel Natrass

Your local sales representative is:

Aymroo
INNOVATE | CREATE | CONNECTProducts

Name _____

Ph. _____

Stormwater Fittings **03**

Elbows	04
Junctions	07
Level Invert Tapers	09
Couplings	10
End Caps	11
Boss Connectors	12
Flap Valves	16
Adaptors	17
Offsets, Flanges, Trays, Slotting	18
Joining Process	22

DWV Sewer Fittings **23**

Elbows	24
Junctions	27
Boss Connectors	29
Couplings	33
Level Invert Tapers	35
Rubber Ring Adaptors, Boundary Traps	36
Reflux Valves	37
Access Chambers	38
Drop Bends, Drop Junctions	39
Offsets, End Caps	40
Flanges, Vent Cowls	41
Inspection Openings	42
Bolted Trap Screws	43
Joining Process	44
Rubber Ring Junctions	45
Riley Junctions	47

Maintenance Shafts **48**

Inlines, Terminals	49
Elbows	51
Junctions	55
CAM Shafts	57
Access Caps, Covers	59
Maintenance Shaft Order Forms	61

Civil Products **63**

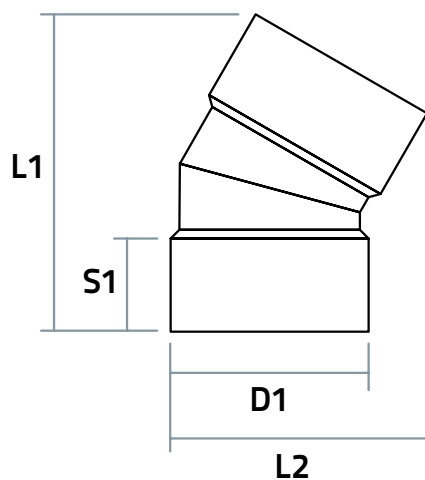
Access Caps, Covers, Vario Bends	64
Step Irons	66
Rubber Ring Adaptors, Riley Junctions, Drop Junctions	67
Rubber Ring Junctions	68
Access Chambers	70
Drain Matting, Ag-pipe	71

Special Fabrications **72**

Order Forms	73
Safety	76
Terms & Conditions	77
Glossary	80
Accreditation	81

How to read this catalogue

The products throughout this catalogue have been recorded in the order of product type, angle, code, description, construction and importantly, dimensions. The diagram below explains how the dimensions relate to the product drawing – for ease of determining the specifications you require for your project.



D1 Pipe opening diameter

S1 Socket length

L1 Length

L2 Width

Before you start assembling

Always Prime

Priming is an important step in preparing for a good join. Primer cleans the fitting surface and also prepares it for permeation of the solvent cement into the fitting surface to create a strong join.

Pipes, fittings and solvents are cool and close at hand.

Avoid joining pipe and fittings that have been subjected to high temperature due to the effects of thermal expansion.

Only use fresh cement and primer

Old, expired (12months), off, contaminated or stringy solvent cement or primer will affect join strength.

Don't scratch the pipe

When marking off spigot do not score the pipe, it will affect pipe strength.

Use clean, dry spigots and sockets

Joining dirty or wet spigots and sockets will affect join strength.

Use slow-setting solvent cements and primers

Aymroo recommend slow-setting large diameter non-pressure Solvent Cements and Primers as large bore fittings require a little more time than joining smaller domestic size pipes and fittings.

Don't allow solvent cement to pool

Pooling at the root of the socket can permeate too deeply and weaken the components of the join

Don't use excessive amounts of solvent

The correct amount of solvent cement will contribute to the strength of the join. Too little and the bond will be insufficient, too much and the pipe and fitting can be weakened.

Don't use excessive force in joining pipe and fittings

It may break or damage the pipes or join.

Do not pressure or vacuum test for at least 24 hours

This allows the joint to reach full strength before testing.

STORMWATER FITTINGS

Aymroo supplies an extensive range of both moulded and fabricated stormwater fittings to suit your specialised large diameter PVC plumbing needs.

Aymroo's Australian made large diameter moulded fittings are moulded in state-of-the-art injection moulding machines using the latest best environmental practice BEP-uPVC technology resins, to the requirements of AS/NZS1254 in Storm White colour.

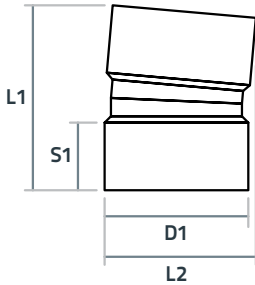
Fabricated stormwater fittings are manufactured to AS/NZS1254, welded for strength and fibreglassed for durability. A top gelcoat layer is added to encase the fibreglass for strength, smooth finish and safer handling.

Solvent Cement Joint Female Sockets (SCJ F+F) are the standard fitting format unless specified. Fittings can be supplied with male end spigots for M+F and M+M formats upon request.

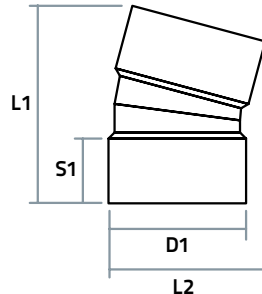
Injection-moulded rubber ring joints are also available on request. Inspection Openings can be supplied to most fittings right hand, left hand or rear access.

Dimensions nominal in mm unless specified. Please contact Aymroo for any custom formats.

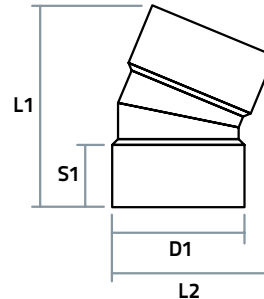
> 5° Elbow



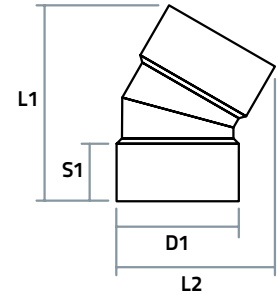
> 15° Elbow



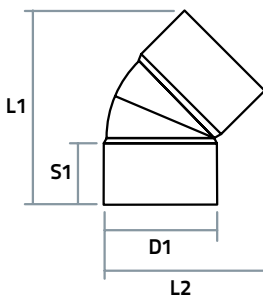
> 22° Elbow



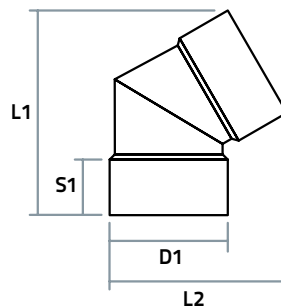
> 30° Elbow



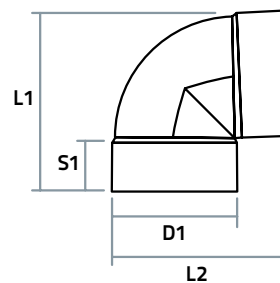
> 45° Elbow



> 60° Elbow



> 90° Elbow



- All products are manufactured from Unplasticised PVC
- Australian Manufactured
- Don't have the angle you're looking for, ask us if we can make what you need

> Frequently Asked Questions

Are the fittings made to an Australian Standard?

The Australian manufactured Stormwater fittings featured in this catalogue are made to AS/NZS1254.

What is the largest size fitting that Aymroo can manufacture?

Aymroo can supply moulded and fabricated Stormwater fittings up to 375mm.

Can Stormwater fittings be used in DWV applications?

Unfortunately not, due to the regulations under the Australian Plumbing Code.

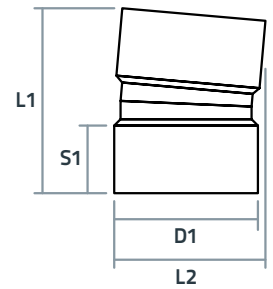
Are the Angles in the catalogue the only angle that Aymroo can manufacture?

Aymroo can manufacture anything up to 90 degrees.



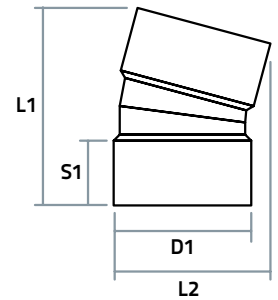
5° Elbow

Product Code	Description	Construction	D1	S1	L1	L2
ELSW15005	150 x 5°	Fabrication	DN150	80	219	175
ELSW22505	225 x 5°	Fabrication	DN225	125	312	273
ELSW30005	300 x 5°	Fabrication	DN300	125	321	341
ELSW37505	375 x 5°	Fabrication	DN375	160	399	430



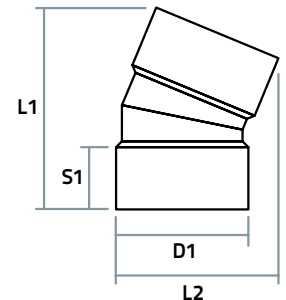
15° Elbow

Product Code	Description	Construction	D1	S1	L1	L2
ELSW15015	150 x 15°	Fabrication	DN150	80	244	193
ELSW22515	225 x 15°	Moulded	DN225	100	279	288
ELSW30015	300 x 15°	Fabrication	DN300	125	372	366
ELSW37515	375 x 15°	Fabrication	DN375	160	462	461



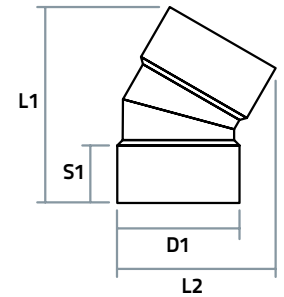
22° Elbow

Product Code	Description	Construction	D1	S1	L1	L2
ELSW15022	150 x 22°	Fabrication	DN150	80	260	207
ELSW22522	225 x 22°	Fabrication	DN225	125	377	316
ELSW30022	300 x 22°	Fabrication	DN300	125	406	384
ELSW37522	375 x 22°	Fabrication	DN375	160	504	483



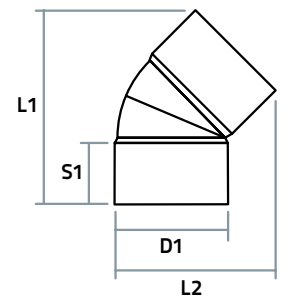
30° Elbow

Product Code	Description	Construction	D1	S1	L1	L2
ELSW15030	150 x 30°	Fabrication	DN150	80	272	218
ELSW22530	225 x 30°	Fabrication	DN225	125	399	333
ELSW30030	300 x 30°	Fabrication	DN300	125	436	401
ELSW37530	375 x 30°	Fabrication	DN375	160	541	503



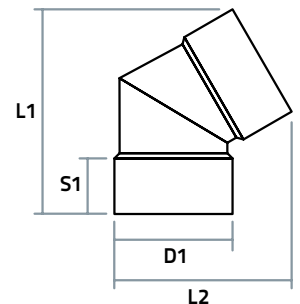
45° Elbow

Product Code	Description	Construction	D1	S1	L1	L2
ELSW15045	150 x 45°	Moulded	DN150	60	166	153
ELSW22545	225 x 45°	Moulded	DN225	100	363	344
ELSW30045	300 x 45°	Moulded	DN300	125	455	420
ELSW37545	375 x 45°	Moulded	DN375	160	594	540



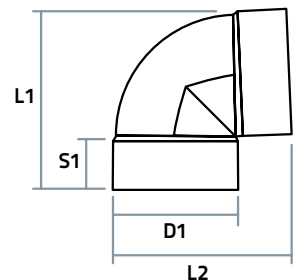
60° Elbow

Product Code	Description	Construction	D1	S1	L1	L2
ELSW15060	150 x 60°	Fabrication	DN150	80	295	255
ELSW22560	225 x 60°	Fabrication	DN225	125	438	384
ELSW30060	300 x 60°	Fabrication	DN300	125	499	453
ELSW37560	375 x 60°	Fabrication	DN375	160	658	585

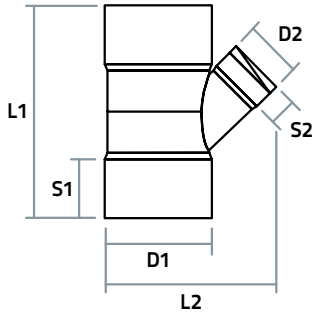


90° Elbow

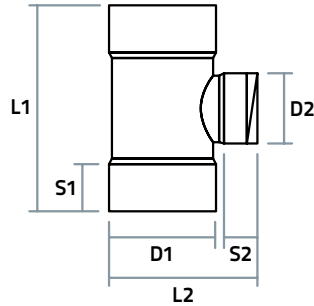
Product Code	Description	Construction	D1	S1	L1	L2
ELSW15090	150 x 90°	Moulded	DN150	60	228	228
ELSW22590	225 x 90°	Moulded	DN225	100	367	355
ELSW30090	300 x 90°	Moulded	DN300	125	462	443
ELSW37590	375 x 90°	Moulded	DN375	160	589	583



> 45° Junction

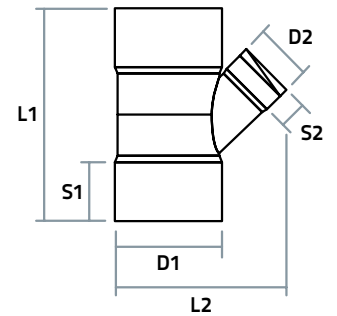


> 90° Junction



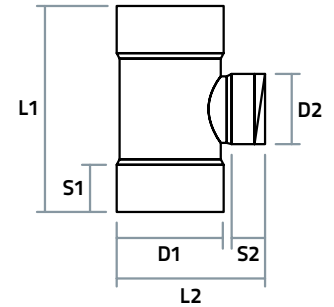
45° Junction

Product Code	Description	Construction	D1	D2	S1	S2	L1	L2
JNSW150104	150 X 100 X 45°	Moulded	DN150	DN100	68	50	357	245
JNSW150154	150 x 150 x 45°	Moulded	DN150	DN150	68	68	357	266
JNSW225104	225 x 100 x 45°	Moulded	DN225	DN100	100	40	400	380
JNSW225154	225 x 150 x 45°	Moulded	DN225	DN150	100	60	460	422
JNSW225224	225 x 225 x 45°	Moulded	DN225	DN225	100	100	580	519
JNSW300104	300 x 100 x 45°	Moulded	DN300	DN100	175	50	637	465
JNSW300154	300 x 150 x 45°	Moulded	DN300	DN150	175	76	637	518
JNSW300224	300 x 225 x 45°	Moulded	DN300	DN225	175	110	802	622
JNSW300304	300 x 300 x 45°	Moulded	DN300	DN300	175	175	802	683
JNSW375104	375 x 100 x 45°	Fabrication	DN375	DN100	160	55	561	537
JNSW375154	375 x 150 x 45°	Fabrication	DN375	DN150	160	80	595	597
JNSW375224	375 x 225 x 45°	Fabrication	DN375	DN225	160	125	755	712
JNSW375304	375 x 300 x 45°	Fabrication	DN375	DN300	160	125	855	767
JNSW375374	375 x 375 x 45°	Fabrication	DN375	DN375	160	160	965	840



90° Junction

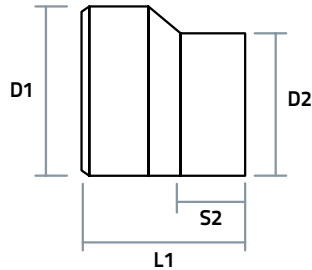
Product Code	Description	Construction	D1	D2	S1	S2	L1	L2
JNSW150109	150 x 100 x 90°	Moulded	DN150	DN150	68	50	300	259
JNSW150159	150 x 150 x 90°	Moulded	DN150	DN150	68	68	355	288
JNSW225109	225 x 100 x 90°	Moulded	DN225	DN100	100	40	400	320
JNSW225159	225 x 150 x 90°	Moulded	DN225	DN150	100	60	330	400
JNSW225229	225 x 225 x 90°	Moulded	DN225	DN225	100	100	460	355
JNSW300109	300 x 100 x 90°	Fabrication	DN300	DN100	175	55	410	439
JNSW300159	300 x 150 x 90°	Fabrication	DN300	DN150	175	80	500	475
JNSW300229	300 x 225 x 90°	Fabrication	DN300	DN225	175	125	580	485
JNSW300309FAB	300 x 300 x 90°	Fabrication	DN300	DN300	125	125	680	500
JNSW375109	375 x 100 x 90°	Fabrication	DN375	DN100	160	55	564	475
JNSW375159	375 x 150 x 90°	Fabrication	DN375	DN150	160	80	515	515
JNSW375229	375 x 225 x 90°	Fabrication	DN375	DN225	160	125	635	568
JNSW375309	375 x 300 x 90°	Fabrication	DN375	DN300	160	125	705	577
JNSW375379	375 x 375 x 90°	Fabrication	DN375	DN375	160	160	775	614



AYMROO IS A LEADING AUSTRALIAN MANUFACTURER AND SUPPLIER OF QUALITY, LARGE-BORE PVC FITTINGS, CIVIL PLUMBING PRODUCTS AND, PROUDLY, A SPECIALIST FABRICATOR OF CUSTOM MAINTENANCE SHAFTS FOR SEPTIC SYSTEMS.

Level Invert Tapers are supplied standard with major diameter SCJ Spigots and minor diameter SCJ Sockets. Please contact Aymroo for any custom formats.

> Level Invert Taper



150mm Level Invert Taper

Product Code	Description	Construction	D1	D2	S2	S1
LISW150100	150 x 100	Moulded	DN150	DN100	50	233

225mm Level Invert Taper

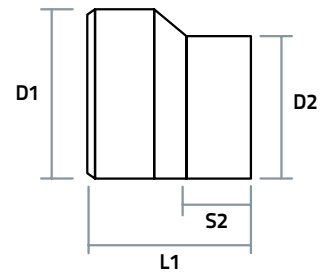
Product Code	Description	Construction	D1	D2	S2	S1
LISW225100	225 X 100	Moulded	DN225	DN100	50	270
LISW225150	225 x 150	Moulded	DN225	DN150	76	270

300mm Level Invert Taper

Product Code	Description	Construction	D1	D2	S2	S1
LISW300100	300 x 100	Moulded	DN300	DN100	50	350
LISW300150	300 x 150	Moulded	DN300	DN150	76	350
LISW300225	300 x 225	Moulded	DN300	DN225	110	298

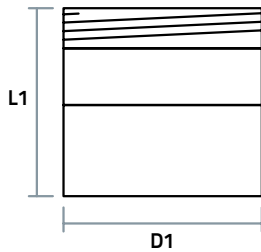
375mm Level Invert Taper

Product Code	Description	Construction	D1	D2	S2	S1
LISW375100	375 x 100	Fabrication	DN375	DN100	55	284
LISW375150	375 X 150	Fabrication	DN375	DN150	80	314
LISW375225	375 x 225	Fabrication	DN375	DN225	125	358
LISW375300	375 x 300	Fabrication	DN375	DN300	125	389

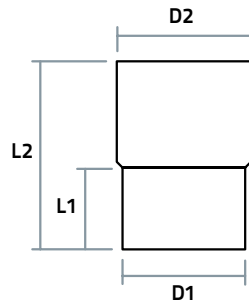


Slab repair couplings are supplied standard with a SCJ internal spigot at one end and a SCJ spigot at the other end. Slab repair couplings can be supplied socketed upon request.

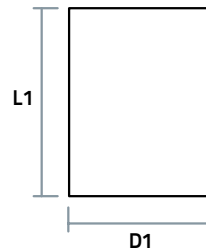
> Straight Coupling



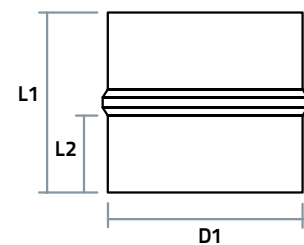
> Slab Repair Coupling



> Slip Coupling



> Internal Coupling



> End Cap



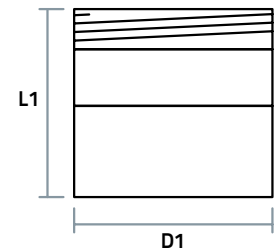
Straight Coupling



Slab Repair Coupling

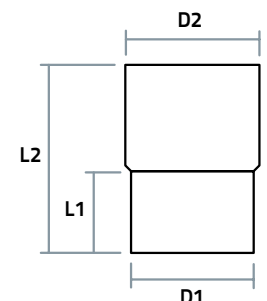
Straight Coupling

Product Code	Description	Construction	D1	L1
CPSW100	100mm	Fabrication	DN100	150
CPSW150	150mm	Moulded	DN150	156
CPSW225	225mm	Moulded	DN225	226
CPSW300	300mm	Moulded	DN300	358
CPSW375	375mm	Fabrication	DN375	335



Slab Repair Coupling

Product Code	Description	Construction	D1	D2	L1	L2
SRCSW040	40mm	Fabrication	40	43	100	230
SRCSW050	50mm	Fabrication	50	55	100	230
SRCSW065	65mm	Fabrication	63	69	100	230
SRCSW080	80mm	Fabrication	75	82	100	230
SRCSW090	90mm	Fabrication	86	94	100	230
SRCSW100	100mm	Fabrication	102	111	100	230
SRCSW150	150mm	Fabrication	155	160	100	230
SRCSW225	225mm	Fabrication	242	250	100	330
SRCSW300	300mm	Fabrication	305	315	100	330
SRCSW375	375mm	Fabrication	383	400	100	330





Slip Coupling



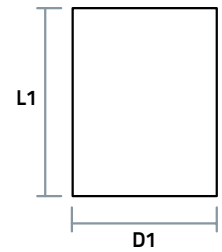
Internal Coupling



End Cap

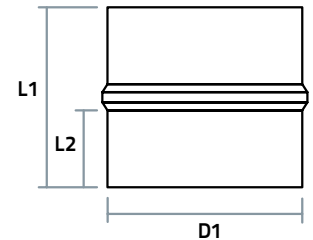
Slip Coupling

Product Code	Description	Construction	D1	L1
SLCPSW100	100mm	Fabrication	DN100	150
SLCPSW150	150mm	Fabrication	DN150	250
SLCPSW225	225mm	Fabrication	DN225	270
SLCPSW300	300mm	Fabrication	DN300	290
SLCPSW375	375mm	Fabrication	DN375	290



Internal Coupling

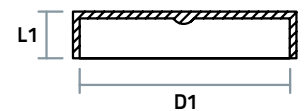
Product Code	Description	Construction	D1	L1	L2
ICSW100	100mm	Fabrication	102	210	100
ICSW150	150mm	Fabrication	150	210	100
ICSW225	225mm	Fabrication	225	330	150
ICSW300	300mm	Fabrication	300	330	150
ICSW375	375mm	Fabrication	375	330	150



Internal Couplings for Stormwater applications only are supplied standard with internal spigots at each end.

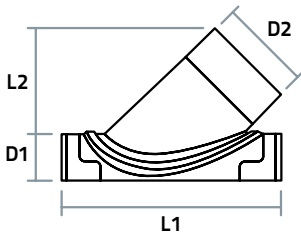
End Caps

Product Code	Description	Construction	D1	L1
ECSW150	150mm	Moulded	DN150	42
ECSW225	225mm	Moulded	DN225	54
ECSW300	300mm	Moulded	DN300	54
ECSW375	375mm	Fabrication	DN375	180




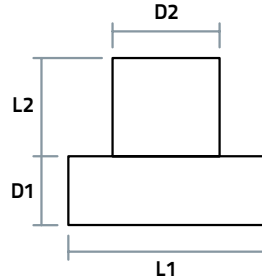
Boss Connectors can be manufactured to fit any outside diameter up to 600mm.

> 45° Boss Connector



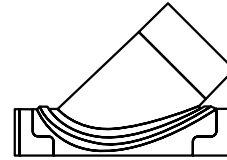
45° Boss Connector

> 90° Boss Connector

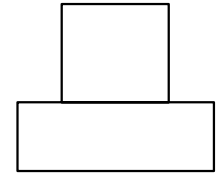


90° Boss Connector

> 45° Boss Connector FRC



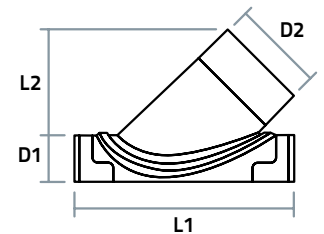
> 90° Boss Connector FRC



Boss Connectors are supplied standard with a SCJ Spigot branch connection. SCJ Sockets or RRJ Sockets can be supplied upon request. Moulded Boss Connectors are supplied with quick strap connectors and a cutting template. Fabricated Boss Connectors are welded only and supplied with polymer strapping and buckles. FRC suited Boss Connectors available on request. Please contact Aymroo for any custom formats.

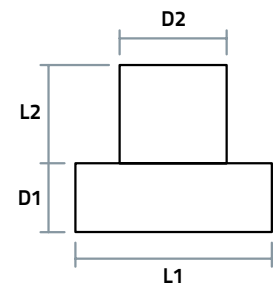
45° Boss Connector

Product Code	Description	Construction	D1	D2	L1	L2
BCSW100054	100 x 50 x 45°	Fabrication	DN100	DN50	170	82
BCSW100104	100 x 100 x 45°	Fabrication	DN100	DN100	250	162
BCSW150054	150 x 50 x 45°	Fabrication	DN150	DN50	180	92
BCSW150104	150 x 100 x 45°	Moulded	DN150	DN100	257	179
BCSW150154	150 x 150 x 45°	Fabrication	DN150	DN150	340	219
BCSW225104	225 x 100 x 45°	Moulded	DN225	DN100	350	158
BCSW225154	225 x 150 x 45°	Moulded	DN225	DN150	350	180
BCSW225224	225 x 225 x 45°	Fabrication	DN225	DN225	550	583
BCSW300104	300 x 100 x 45°	Moulded	DN300	DN100	350	158
BCSW300154	300 x 150 x 45°	Moulded	DN300	DN150	350	180
BCSW300224	300 x 225 x 45°	Fabrication	DN300	DN225	550	283
BCSW300304	300 x 300 x 45°	Fabrication	DN300	DN300	650	357
BCSW375104	375 x 100 x 45°	Moulded	DN375	DN100	350	158
BCSW375154	375 x 150 x 45°	Moulded	DN375	DN150	350	180
BCSW375224	375 x 225 x 45°	Fabrication	DN375	DN225	550	318
BCSW375304	375 x 300 x 45°	Fabrication	DN375	DN300	650	357
BCSW375374	375 x 375 x 45°	Fabrication	DN375	DN375	950	422



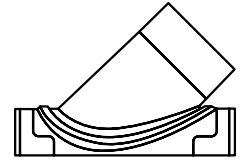
90° Boss Connector

Product Code	Description	Construction	D1	D2	L1	L2
BCSW100059	100 x 50 x 90°	Fabrication	DN100	DN50	136	60
BCSW100109	100 x 100 x 90°	Fabrication	DN100	DN100	200	100
BCSW150059	150 x 50 x 90°	Fabrication	DN150	DN50	136	60
BCSW150109	150 x 100 x 90°	Fabrication	DN150	DN100	230	120
BCSW150159	150 x 150 x 90°	Fabrication	DN150	DN150	270	120
BCSW225109	225 x 100 x 90°	Fabrication	DN225	DN100	235	125
BCSW225159	225 x 150 x 90°	Fabrication	DN225	DN150	330	140
BCSW225229	225 x 225 x 90°	Fabrication	DN225	DN225	400	160
BCSW300109	300 x 100 x 90°	Fabrication	DN300	DN100	280	125
BCSW300159	300 x 150 x 90°	Fabrication	DN300	DN150	330	140
BCSW300229	300 x 225 x 90°	Fabrication	DN300	DN225	400	150
BCSW375109	375 x 100 x 90°	Fabrication	DN375	DN100	280	125
BCSW375159	375 x 150 x 90°	Fabrication	DN375	DN150	330	140
BCSW375229	375 x 225 x 90°	Fabrication	DN375	DN225	400	150
BCSW375309	375 x 300 x 90°	Fabrication	DN375	DN300	515	150
BCSW375379	375 x 375 x 90°	Fabrication	DN375	DN375	760	200



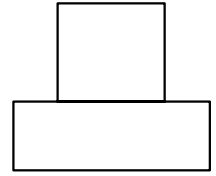
45° Boss Connector — Fibre Reinforced Concrete (FRC)

Product Code	Description	Construction
BCSW225104	225 x 100 x 45°	Fabricated
BCSW225154	225 x 150 x 45°	Fabricated
BCSW225224	225 x 225 x 45°	Fabricated
BCSW300104	300 x 300 x 45°	Fabricated
BCSW300154	300 x 150 x 45°	Fabricated
BCSW300224	300 x 225 x 45°	Fabricated
BCSW300304	300 x 300 x 45°	Fabricated
BCSW375104	375 x 100 x 45°	Fabricated
BCSW375154	375 x 150 x 45°	Fabricated
BCSW375224	375 x 225 x 45°	Fabricated
BCSW375304	375 x 300 x 45°	Fabricated
BCSW450104	450 x 100 x 45°	Fabricated
BCSW450154	450 x 150 x 45°	Fabricated
BCSW450224	450 x 225 x 45°	Fabricated
BCSW450304	450 x 300 x 45°	Fabricated
BCSW525104	525 x 100 x 45°	Fabricated
BCSW525154	525 x 150 x 45°	Fabricated
BCSW525224	525 x 225 x 45°	Fabricated
BCSW525304	525 x 300 x 45°	Fabricated
BCSW600104	600 x 100 x 45°	Fabricated
BCSW600154	600 x 150 x 45°	Fabricated
BCSW600224	600 x 225 x 45°	Fabricated
BCSW600304	600 x 300 x 45°	Fabricated



90° Boss Connector — Fibre Reinforced Concrete (FRC)

Product Code	Description	Construction
BCSW225109	225 x 100 x 90°	Fabricated
BCSW225159	225 x 150 x 90°	Fabricated
BCSW225229	225 x 225 x 90°	Fabricated
BCSW300109	300 x 300 x 90°	Fabricated
BCSW300159	300 x 150 x 90°	Fabricated
BCSW300229	300 x 225 x 90°	Fabricated
BCSW300309	300 x 300 x 90°	Fabricated
BCSW375109	375 x 100 x 90°	Fabricated
BCSW375159	375 x 150 x 90°	Fabricated
BCSW375229	375 x 225 x 90°	Fabricated
BCSW375309	375 x 300 x 90°	Fabricated
BCSW450109	450 x 100 x 90°	Fabricated
BCSW450159	450 x 150 x 90°	Fabricated
BCSW450229	450 x 225 x 90°	Fabricated
BCSW450309	450 x 300 x 90°	Fabricated
BCSW525109	525 x 100 x 90°	Fabricated
BCSW525159	525 x 150 x 90°	Fabricated
BCSW525229	525 x 225 x 90°	Fabricated
BCSW525309	525 x 300 x 90°	Fabricated
BCSW600109	600 x 100 x 90°	Fabricated
BCSW600159	600 x 150 x 90°	Fabricated
BCSW600229	600 x 225 x 90°	Fabricated
BCSW600309	600 x 300 x 90°	Fabricated

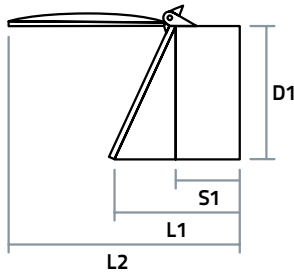


Aymroo

Stormwater Fittings

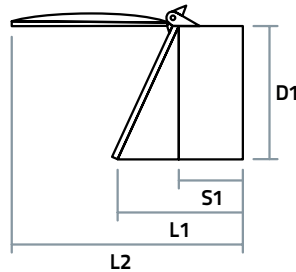
Aymroo flap valves are manufactured entirely from U-PVC. In-line Flap Valves are the ideal device for the prevention of vermin travelling up stormwater pipe systems. For DWV applications use a Watermark approved Aymroo Reflux Valve.

> Standard Flap Valve



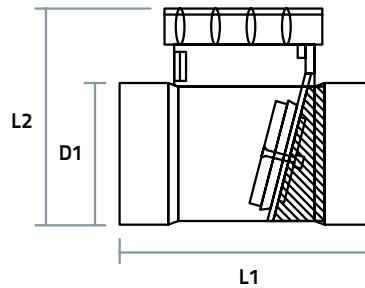
Standard Flap Valve

> Mozzie Flap Valve



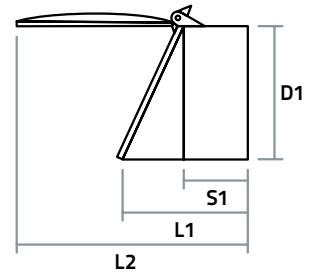
Mozzie Flap Valve

> Inline Flap Valve



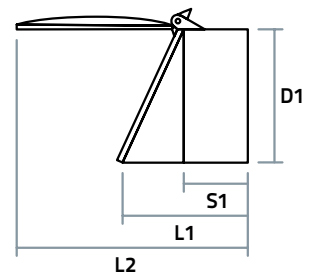
Standard Flap Valve

Product Code	Description	Construction	D1	S1	L1	L2
FLAP100	100mm	Fabrication	DN100	55	190	253
FLAP150	150mm	Moulded	DN150	76	154	275
FLAP225	225mm	Moulded	DN225	110	230	419
FLAP300	300mm	Moulded	DN300	175	326	564
FLAP375	375mm	Fabrication	DN375	160	492	702



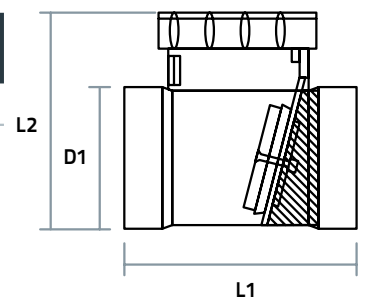
Mozzie Flap Valve

Product Code	Description	Construction	D1	S1	L1	L2
FLAP150Z	150mm	Fabrication	DN150	76	154	275
FLAP225Z	225mm	Fabrication	DN225	110	230	419
FLAP300Z	300mm	Fabrication	DN300	175	326	564



Inline Flap Valve

Product Code	Description	Construction	D1	L1	L2
FLAPIL100	100mm	Moulded	DN100	218	180
FLAPIL150	150mm	Moulded	DN150	250	360

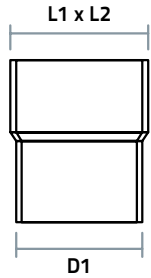


Aymroo

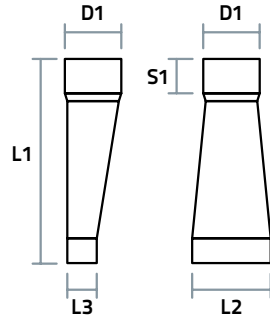
Stormwater Fittings

Downpipe and Kerb Adaptors can be manufactured to a complete range of custom sizes and formats including SCJ and RRJ Sockets, Spigots, Internal Spigots. Please contact Aymroo to specify your Downpipe Adaptor requirements.

> Downpipe Adaptor



> Kerb Adaptor



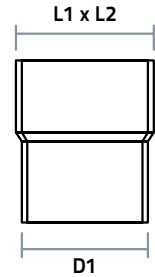
Downpipe Adaptor



Kerb Adaptor

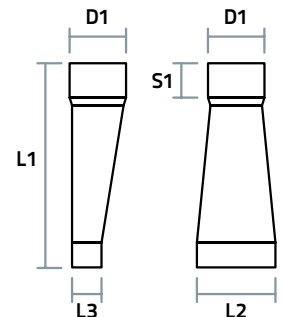
Downpipe Adaptor

Product Code	Description	Construction	D1	L1	L2
DPSW10042	4" x 2" x 100mm	Fabrication	DN100	4"	2"
DPSW10043	4" x 3" x 100mm	Fabrication	DN100	4"	3"
DPSW10044	4" x 4" x 100mm	Fabrication	DN100	4"	4"
DPSW10064	6" x 4" x 100mm	Fabrication	DN100	6"	4"
DPSW15064	6" x 4" x 150mm	Fabrication	DN150	6"	4"
DPSW15066	6" x 6" x 150mm	Fabrication	DN150	6"	6"
DPSW15084	8" x 4" x 150mm	Fabrication	DN150	8"	4"
DPSW22588	8" x 8" x 225mm	Fabrication	DN225	8"	8"



Kerb Adaptor

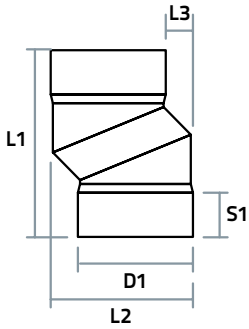
Product Code	Description	Construction	D1	S1	L1	L2	L3
KERB15050100	150 x 50 x 100mm	Fabrication	DN100	55	405	150	50
KERB200100100	200 x 100 x 100mm	Fabrication	DN100	55	400	200	150
KERB150100150	150 x 100 x 150mm	Fabrication	DN150	80	450	150	100
KERB200100150	200 x 100 x 150mm	Fabrication	DN150	80	500	200	100






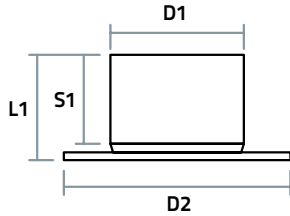
Stormwater Fittings

> Offsets



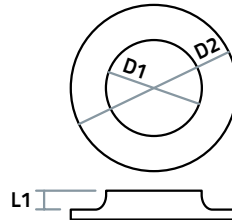
Offsets

> Undrilled Flanges



Undrilled Flanges

> Safe Waste Trays



Safe Waste Tray

> Pipe Slotting

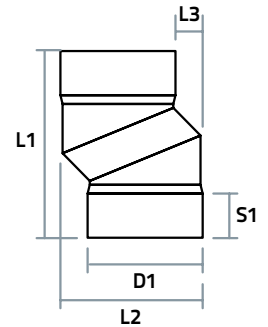


Pipe Slotting

Offsets

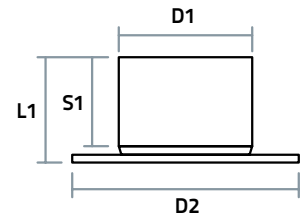
Product Code	Description	Construction	D1	S1	L1	L2	L3
OFFSW225	225mm	Fabrication	DN225	125	498	364	100
OFFSW300	300mm	Fabrication	DN300	125	523	428	100
OFFSW375	375mm	Fabrication	DN375	160	631	515	100

Offsets are supplied standard with a 45° angle and 100mm offset of socket centres. Offsets with alternative lengths and traverse or other special angles are available on request.



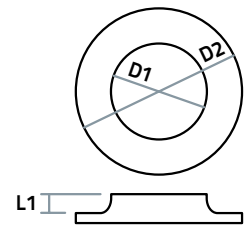
Undrilled Flanges

Product Code	Description	Construction	D1	D2	S1	L1
FLANSW100	100mm	Fabrication	DN100	215	55	68
FLANSW150	150mm	Fabrication	DN150	280	80	94
FLANSW225	225mm	Fabrication	DN225	405	125	147
FLANSW300	300mm	Fabrication	DN300	455	125	198
FLANSW375	375mm	Fabrication	DN375	580	160	223



Safe Waste Tray

Product Code	Description	Construction	D1	D2	L1
SWT150	150mm	Fabrication	162	270	20
SWT225	225mm	Fabrication	250	365	20
SWT300	300mm	Fabrication	315	425	20



Pipe Slotting

Product Code	Description	Construction
SLOT90	90mm	Fabrication
SLOT100	100mm	Fabrication
SLOT150	150mm	Fabrication
SLOT225	225mm	Fabrication
SLOT300	300mm	Fabrication
SLOT375	375mm	Fabrication

Aymroo can convert customer supplied pipe to a slotted format for drainage or infiltration applications. Aymroo can cater for pipe from Ø90mm up to Ø375mm in uPVC, HDPE, LDPE, ABS. Slots can be either 3 or 4 per diameter. Slots are 150mm long x 5mm wide with 300mm centres. Please contact Aymroo for any custom formats.

Ribtek Adaptors, Ribtek Couplings, Ribtek End Caps, Ribtek Level Invert Tapers

Ribtek Adaptors (Ribtek x PVC MF Adaptors)

Product Code	Description	Construction
ADAPT150150RT	150 RIBTEK X 150 PVC	Moulded
ADAPT225150RT	225 RIBTEK X 150 PVC	Moulded
ADAPT225225RT	225 RIBTEK X 225 PVC	Moulded
ADAPT300150RT	300 RIBTEK X 150 PVC	Moulded
ADAPT300225RT	300 RIBTEK X 225 PVC	Moulded
ADAPT300300RT	300 RIBTEK X 300 PVC	Moulded
ADAPT375150RT	375 RIBTEK X 150 PVC	Moulded
ADAPT375225RT	375 RIBTEK X 225 PVC	Moulded
ADAPT375300RT	375 RIBTEK X 300 PVC	Moulded
ADAPT375375RT	375 RIBTEK X 375 PVC	Moulded

Ribtek Couplings

Product Code	Description	Construction
CPSW150RT	150mm Ribtek Coupling	Moulded
CPSW225RT	225mm Ribtek Coupling	Moulded
CPSW300RT	300mm Ribtek Coupling	Moulded
CPSW375RT	375mm Ribtek Coupling	Moulded

Ribtek End Caps

Product Code	Description	Construction
ECSW150RT	150mm Ribtek End Cap	Moulded
ECSW225RT	225mm Ribtek End Cap	Moulded
ECSW300RT	300mm Ribtek End Cap	Moulded
ECSW375RT	375mm Ribtek End Cap	Moulded

Ribtek Level Invert Tapers

Product Code	Description	Construction
LISW225150RT	225mm x 150mm	Moulded
LISW300150RT	300mm x 150mm	Moulded
LISW300225RT	300mm x 225mm	Moulded
LISW375150RT	375mm x 150mm	Moulded
LISW375225RT	375mm x 225mm	Moulded
LISW375300RT	375mm x 300mm	Moulded

Ribtek Elbows

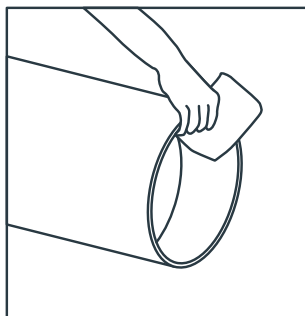
Product Code	Description	Construction
ELSW15045RT	150mm x 45° Ribtek Elbow	Moulded
ELSW15090RT	150mm x 90° Ribtek Elbow	Moulded
ELSW22515RT	225mm x 15° Ribtek Elbow	Moulded
ELSW22545RT	225mm x 45° Ribtek Elbow	Moulded
ELSW22590RT	225mm x 90° Ribtek Elbow	Moulded
ELSW30015RT	300mm x 15° Ribtek Elbow	Moulded
ELSW30045RT	300mm x 45° Ribtek Elbow	Moulded
ELSW30090RT	300mm x 90° Ribtek Elbow	Moulded
ELSW37515RT	375mm x 15° Ribtek Elbow	Moulded
ELSW37545RT	375mm x 45° Ribtek Elbow	Moulded
ELSW37590RT	375mm x 90° Ribtek Elbow	Moulded

Ribtek Junctions

Product Code	Description	Construction
JNSW150154RT	150mm x 150mm x 45°	Moulded
JNSW150159RT	150mm x 150mm x 90°	Moulded
JNSW225224RT	225mm x 225mm x 45°	Moulded
JNSW225229RT	225mm x 225mm x 90°	Moulded
JNSW300224RT	300mm x 225mm x 45°	Moulded
JNSW300309RT	300mm x 300mm x 90°	Moulded
JNSW375104RT	375mm x 100mm x 45°	Moulded
JNSW375154RT	375mm x 150mm x 45°	Moulded
JNSW375159RT	375mm x 150mm x 90°	Moulded
JNSW375224RT	375mm x 225mm x 45°	Moulded
JNSW375229RT	375mm x 225mm x 90°	Moulded
JNSW375304RT	375mm x 300mm x 45°	Moulded
JNSW375309RT	375mm x 300mm x 90°	Moulded
JNSW375374RT	375mm x 375mm x 45°	Moulded
JNSW375379RT	375mm x 375mm x 90°	Moulded

Joining Process


01



Cut & Deburr

Ensure pipe spigot to be connected is cut square and deburr. Burrs cause scoring and wipe off solvent cement, weakening the join.

02



Measure

Measure and mark insertion length on spigot end. This ensures full insertion in the fitting socket.

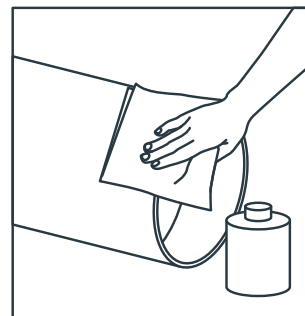
03



Clean

Use a clean dry cloth to first remove dust, dirt, grease and other contaminants from the surfaces to be joined.


04



Prime

Use a clean cotton cloth/ applicator to apply primer solution to the socket and spigot surfaces.

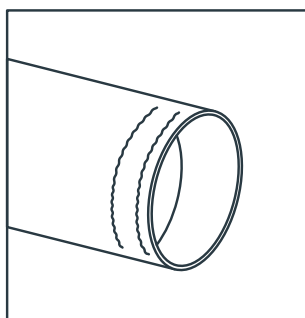
05



Apply

Use an appropriately sized brush or applicator for the diameter of pipes. Apply an adequate amount of solvent cement to the socket first and then the spigot.

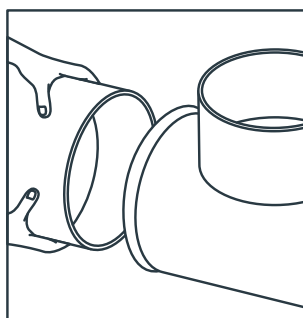
06



Check

Make sure that the amount of solvent cement used does not cause an overrun of fluid once the joint is made. Remove any excess solvent cement.

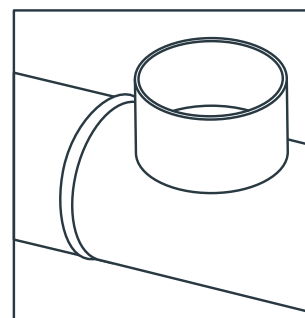
07



Join

Use mechanical aid if required to ensure that the spigot is inserted 'fully home' to the base of the socket. Hold the join force in position for 30 seconds until first bond is made.

08



Set

Clean excess solvent cement from outer pipe surface. Leave jointed sections undisturbed in shade or a cool area for a further 5 minutes to ensure bond strength.

DWV SEWER FITTINGS

Aymroo supplies an extensive range of both moulded and fabricated DWV fittings to suit all your specialised large diameter PVC plumbing needs.

Aymroo's Australian made large diameter moulded DWV fittings are moulded in state-of-the-art injection moulding machines in the latest best environmental practice BEP-uPVC technology resins, to the requirements of AS/NZS1260.

Moulded DWV fittings are manufactured to SN6 AS/NZS1260 for use on SN4 up to SN16 pipe in Cloud Grey. Fabricated DWV fittings are manufactured to AS/NZS1260, triple welded for strength and fibreglassed from socket to socket for strength and durability.

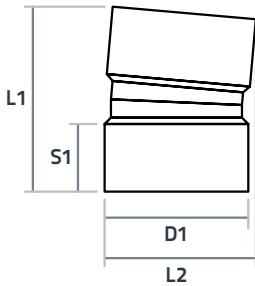
A top gelcoat layer is added to encase the fibreglass for strength, smooth finish and safer handling. Solvent Cement Joint Female Sockets (SCJ F+F) are the standard fitting format unless specified. Fittings can be supplied with male end spigots for M+F and M+M formats upon request. Rubber Ring Joint (RRJ) fittings are also available on request. Inspection Openings can be supplied to most fittings right hand, left hand or rear access.



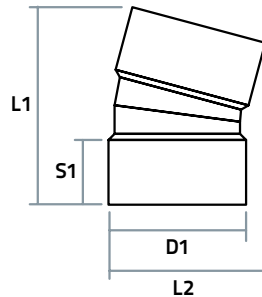
DWV Sewer Fittings

Dimensions nominal in mm unless specified. Please contact Aymroo for any custom formats.

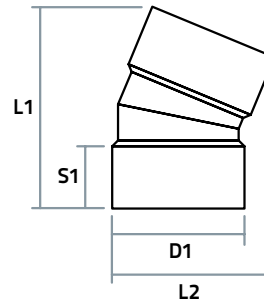
> 5° Elbow



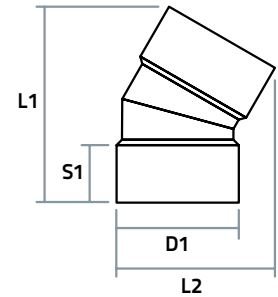
> 15° Elbow



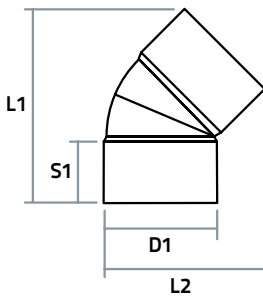
> 22° Elbow



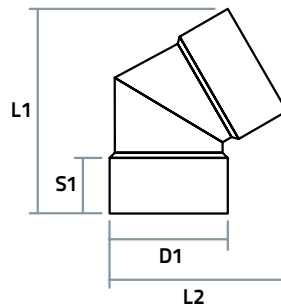
> 30° Elbow



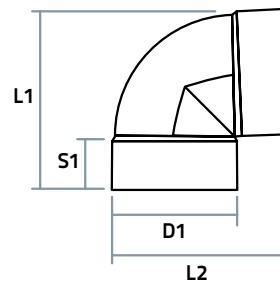
> 45° Elbow



> 60° Elbow



> 90° Elbow



☑ DWV fittings are always manufactured in Industry Grey.

☑ All products are manufactured from Unplasticised PVC

☑ Australian Manufactured

☑ Don't have the angle you're looking for, ask us if we can make what you need

> Frequently Asked Questions

Are the DWV Fittings made to an Australian Standard?

The Australian manufactured DWV fittings featured in this catalogue are made to AS/NZS1260.

What is the largest size fitting that Aymroo can manufacture?

Aymroo can supply moulded and fabricated Stormwater fittings up to 375mm.

Are the DWV fittings watermarked?

The DWV range of fittings are watermarked to the Australian Standard.

What does DWV stand for?

DWV is an industry abbreviation which stands for Drain, Waste and Vent.

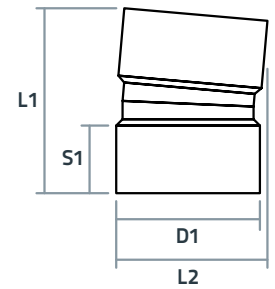
Can DWV Fittings be used in Stormwater applications?

Yes, Aymroo DWV fittings can be substituted wherever Stormwater Fittings are used.



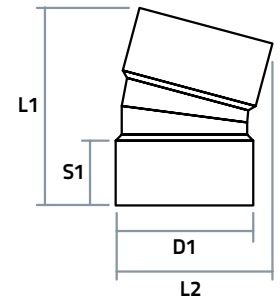
5° Elbows

Product Code	Description	Construction	D1	S1	L1	L2
BDSR15005	150 x 5° DWV Bend	Fabrication	DN150	80	219	179
BDSR22505	225 x 5° DWV Bend	Fabrication	DN225	125	316	277
BDSR30005	300 x 5° DWV Bend	Fabrication	DN300	175	277	347
BDSR37505	375 x 5° DWV Bend	Fabrication	DN375	200	494	449



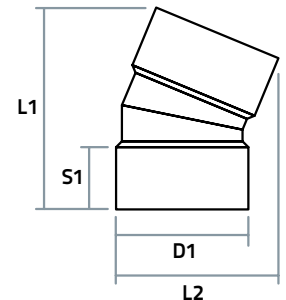
15° Elbows

Product Code	Description	Construction	D1	S1	L1	L2
BDSR15015	150 x 15° DWV Bend	Fabrication	DN150	80	244	194
BDSR22515	225 x 15° DWV Bend	Moulded	DN225	110	307	296
BDSR30015	300 x 15° DWV Bend	Fabrication	DN300	175	473	382
BDSR37515	375 x 15° DWV Bend	Fabrication	DN375	200	557	488



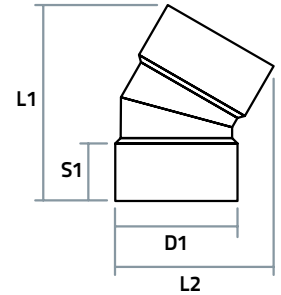
22° Elbows

Product Code	Description	Construction	D1	S1	L1	L2
BDSR15022	150 x 22° DWV Bend	Fabrication	DN150	80	260	209
BDSR22522	225 x 22° DWV Bend	Fabrication	DN225	125	382	320
BDSR30022	300 x 22° DWV Bend	Fabrication	DN300	175	505	406
BDSR37522	375 x 22° DWV Bend	Fabrication	DN375	200	598	515



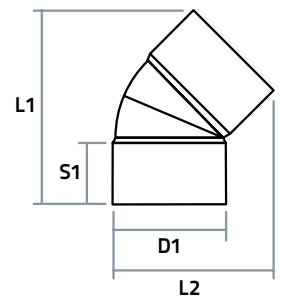
30° Elbows

Product Code	Description	Construction	D1	S1	L1	L2
BDSR15030	150 x 30° DWV Bend	Fabrication	DN150	80	273	220
BDSR22530	225 x 30° DWV Bend	Fabrication	DN225	125	404	337
BDSR30030	300 x 30° DWV Bend	Fabrication	DN300	175	531	429
BDSR37530	375 x 30° DWV Bend	Fabrication	DN375	200	634	541



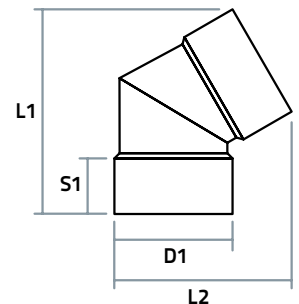
45° Elbows

Product Code	Description	Construction	D1	S1	L1	L2
BDSR15045	150 x 45° DWV Bend	Moulded	DN150	76	232	180
BDSR22545	225 x 45° DWV Bend	Moulded	DN225	110	435	370
BDSR30045	300 x 45° DWV Bend	Moulded	DN300	175	533	464
BDSR37545	375 x 45° DWV Bend	Moulded	DN375	200	686	588



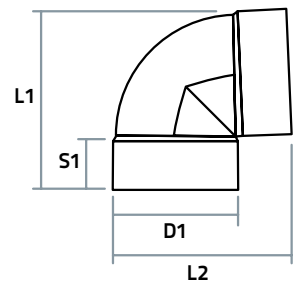
60° Elbows

Product Code	Description	Construction	D1	S1	L1	L2
BDSR15060	150 x 60° DWV Bend	Fabrication	DN150	80	295	255
BDSR22560	225 x 60° DWV Bend	Fabrication	DN225	125	443	389
BDSR30060	300 x 60° DWV Bend	Fabrication	DN300	175	576	497

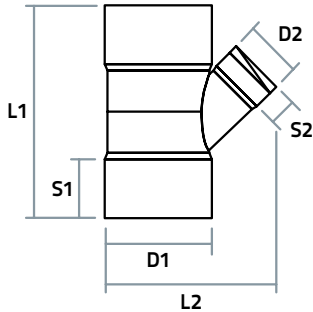


90° Elbows

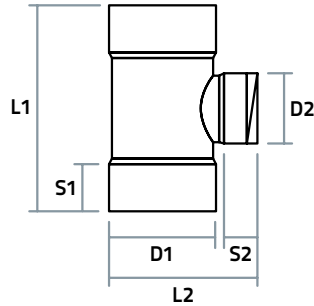
Product Code	Description	Construction	D1	S1	L1	L2
BDSR15090	150 x 90° DWV Bend	Moulded	DN150	76	283	283
BDSR22590	225 x 90° DWV Bend	Moulded	DN225	110	430	424
BDSR30090	300 x 90° DWV Bend	Moulded	DN300	175	564	555



> 45° Junction



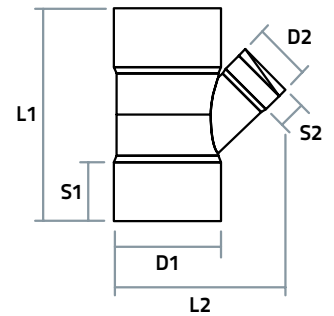
> 90° Junction



All Junctions also available with RRJ Sockets, refer to page 49.

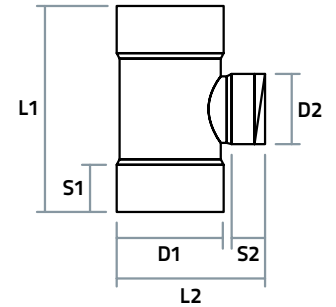
45° Junction

Product Code	Description	Construction	D1	D2	S1	S2	L1	L2
JNSR150104	150 X 100 X 45°	Moulded	DN150	DN100	76	50	328	245
JNSR150154	150 x 150 x 45°	Moulded	DN150	DN150	76	76	412	277
JNSR225104	225 x 100 x 45°	Moulded	DN225	DN100	110	50	500	397
JNSR225154	225 x 150 x 45°	Moulded	DN225	DN150	110	76	500	449
JNSR225224	225 x 225 x 45°	Moulded	DN225	DN225	110	110	620	540
JNSR300104	300 x 100 x 45°	Moulded	DN300	DN100	175	50	637	465
JNSR300154	300 x 150 x 45°	Moulded	DN300	DN150	175	76	637	518
JNSR300224	300 x 225 x 45°	Moulded	DN300	DN225	175	110	802	622
JNSR300304	300 x 300 x 45°	Moulded	DN300	DN300	175	175	802	683
JNSR375104	375 x 100 x 45°	Fabrication	DN375	DN100	200	55	656	545
JNSR375154	375 x 150 x 45°	Fabrication	DN375	DN150	200	80	690	611
JNSR375224	375 x 225 x 45°	Fabrication	DN375	DN225	200	125	850	722
JNSR375304	375 x 300 x 45°	Fabrication	DN375	DN300	200	175	950	811
JNSR375374	375 x 375 x 45°	Fabrication	DN375	DN375	200	200	1056	887



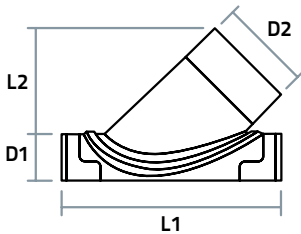
90° Junction

Product Code	Description	Construction	D1	D2	S1	S2	L1	L2
JNSR150109	150 x 100 x 90°	Moulded	DN150	DN150	76	50	300	260
JNSR150159	150 x 150 x 90°	Moulded	DN150	DN150	76	76	355	288
JNSR225109	225 x 100 x 90°	Moulded	DN225	DN100	110	50	500	336
JNSR225159	225 x 150 x 90°	Moulded	DN225	DN150	110	76	500	362
JNSR225229	225 x 225 x 90°	Moulded	DN225	DN225	110	110	500	396
JNSR300109	300 x 100 x 90°	Fabrication	DN300	DN100	175	55	495	390
JNSR300159	300 x 150 x 90°	Fabrication	DN300	DN150	175	80	575	440
JNSR300229	300 x 225 x 90°	Fabrication	DN300	DN225	175	125	665	485
JNSR300309FAB	300 x 300 x 90°	Fabrication	DN300	DN300	175	175	735	542
JNSR375109	375 x 100 x 90°	Fabrication	DN375	DN100	200	55	560	483
JNSR375159	375 x 150 x 90°	Fabrication	DN375	DN150	200	80	610	523
JNSR375229	375 x 225 x 90°	Fabrication	DN375	DN225	200	125	730	577
JNSR375309	375 x 300 x 90°	Fabrication	DN375	DN300	200	175	800	635
JNSR375379	375 x 375 x 90°	Fabrication	DN375	DN375	200	200	870	669




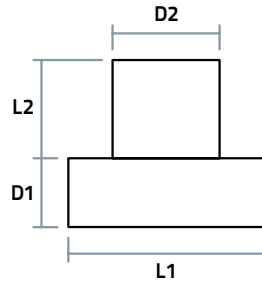
Boss Connectors can be manufactured to fit any outside diameter up to 600mm.

> 45° Boss Connector



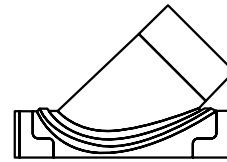
45° Boss Connector

> 90° Boss Connector

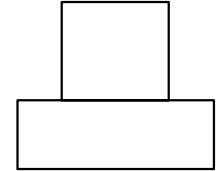


90° Boss Connector

> 45° Boss Connector FRC



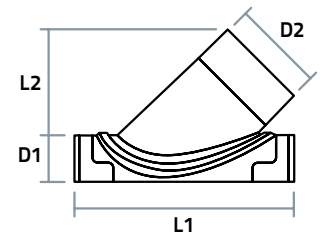
> 90° Boss Connector FRC



Boss Connectors are supplied standard with a SCJ Spigot branch connection. SCJ Sockets or RRJ Sockets can be supplied upon request. Moulded Boss Connectors are supplied with quick strap connectors and a cutting template. Fabricated Boss Connectors are welded only and supplied with polymer strapping and buckles. FRC suited Boss Connectors available on request. Please contact Aymroo for any custom formats.

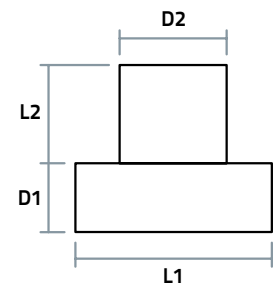
45° Boss Connector

Product Code	Description	Construction	D1	D2	L1	L2
BCSR100054	100 x 50 x 45°	Fabrication	DN100	DN50	170	82
BCSR100104	100 x 100 x 45°	Fabrication	DN100	DN100	250	162
BCSR150054	150 x 50 x 45°	Fabrication	DN150	DN50	180	92
BCSR150104	150 x 100 x 45°	Moulded	DN150	DN100	257	179
BCSR150154	150 x 150 x 45°	Fabrication	DN150	DN150	340	219
BCSR225104	225 x 100 x 45°	Moulded	DN225	DN100	350	158
BCSR225154	225 x 150 x 45°	Moulded	DN225	DN150	350	180
BCSR225224	225 x 225 x 45°	Fabrication	DN225	DN225	550	583
BCSR300104	300 x 100 x 45°	Moulded	DN300	DN100	350	158
BCSR300154	300 x 150 x 45°	Moulded	DN300	DN150	350	180
BCSR300224	300 x 225 x 45°	Fabrication	DN300	DN225	550	283
BCSR300304	300 x 300 x 45°	Fabrication	DN300	DN300	650	357
BCSR375104	375 x 100 x 45°	Moulded	DN375	DN100	350	158
BCSR375154	375 x 150 x 45°	Moulded	DN375	DN150	350	180
BCSR375224	375 x 225 x 45°	Fabrication	DN375	DN225	550	318
BCSR375304	375 x 300 x 45°	Fabrication	DN375	DN300	650	357
BCSR375374	375 x 375 x 45°	Fabrication	DN375	DN375	950	422



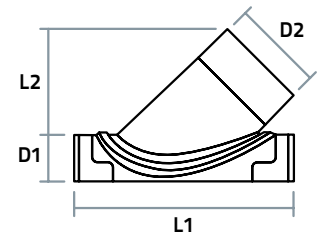
90° Boss Connector

Product Code	Description	Construction	D1	D2	L1	L2
BCSR100059	100 x 50 x 90°	Fabrication	DN100	DN50	136	60
BCSR100109	100 x 100 x 90°	Fabrication	DN100	DN100	200	100
BCSR150059	150 x 50 x 90°	Fabrication	DN150	DN50	136	60
BCSR150109	150 x 100 x 90°	Fabrication	DN150	DN100	230	120
BCSR150159	150 x 150 x 90°	Fabrication	DN150	DN150	270	120
BCSR225109	225 x 100 x 90°	Fabrication	DN225	DN100	235	125
BCSR225159	225 x 150 x 90°	Fabrication	DN225	DN150	330	140
BCSR225229	225 x 225 x 90°	Fabrication	DN225	DN225	400	160
BCSR300109	300 x 100 x 90°	Fabrication	DN300	DN100	280	125
BCSR300159	300 x 150 x 90°	Fabrication	DN300	DN150	330	140
BCSR300229	300 x 225 x 90°	Fabrication	DN300	DN225	400	150
BCSR375109	375 x 100 x 90°	Fabrication	DN375	DN100	280	125
BCSR375159	375 x 150 x 90°	Fabrication	DN375	DN150	330	140
BCSR375229	375 x 225 x 90°	Fabrication	DN375	DN225	400	150
BCSR375309	375 x 300 x 90°	Fabrication	DN375	DN300	515	150
BCSR375379	375 x 375 x 90°	Fabrication	DN375	DN375	760	200



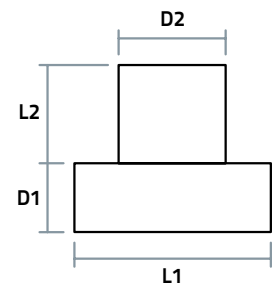
45° Boss Connector — Fibre Reinforced Concrete (FRC)

Product Code	Description	Construction
BCSR225104	225 x 100 x 45°	Fabricated
BCSR225154	225 x 150 x 45°	Fabricated
BCSR225224	225 x 225 x 45°	Fabricated
BCSR300104	300 x 300 x 45°	Fabricated
BCSR300154	300 x 150 x 45°	Fabricated
BCSR300224	300 x 225 x 45°	Fabricated
BCSR300304	300 x 300 x 45°	Fabricated
BCSR375104	375 x 100 x 45°	Fabricated
BCSR375154	375 x 150 x 45°	Fabricated
BCSR375224	375 x 225 x 45°	Fabricated
BCSR375304	375 x 300 x 45°	Fabricated
BCSR450104	450 x 100 x 45°	Fabricated
BCSR450154	450 x 150 x 45°	Fabricated
BCSR450224	450 x 225 x 45°	Fabricated
BCSR450304	450 x 300 x 45°	Fabricated
BCSR525104	525 x 100 x 45°	Fabricated
BCSR525154	525 x 150 x 45°	Fabricated
BCSR525224	525 x 225 x 45°	Fabricated
BCSR525304	525 x 300 x 45°	Fabricated
BCSR600104	600 x 100 x 45°	Fabricated
BCSR600154	600 x 150 x 45°	Fabricated
BCSR600224	600 x 225 x 45°	Fabricated
BCSR600304	600 x 300 x 45°	Fabricated



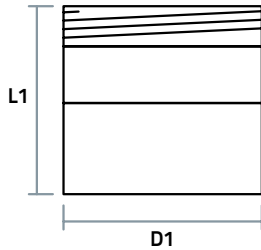
90° Boss Connector — Fibre Reinforced Concrete (FRC)

Product Code	Description	Construction
BCSR225109	225 x 100 x 90°	Fabricated
BCSR225159	225 x 150 x 90°	Fabricated
BCSR225229	225 x 225 x 90°	Fabricated
BCSR300109	300 x 300 x 90°	Fabricated
BCSR300159	300 x 150 x 90°	Fabricated
BCSR300229	300 x 225 x 90°	Fabricated
BCSR300309	300 x 300 x 90°	Fabricated
BCSR375109	375 x 100 x 90°	Fabricated
BCSR375159	375 x 150 x 90°	Fabricated
BCSR375229	375 x 225 x 90°	Fabricated
BCSR375309	375 x 300 x 90°	Fabricated
BCSR450109	450 x 100 x 90°	Fabricated
BCSR450159	450 x 150 x 90°	Fabricated
BCSR450229	450 x 225 x 90°	Fabricated
BCSR450309	450 x 300 x 90°	Fabricated
BCSR525109	525 x 100 x 90°	Fabricated
BCSR525159	525 x 150 x 90°	Fabricated
BCSR525229	525 x 225 x 90°	Fabricated
BCSR525309	525 x 300 x 90°	Fabricated
BCSR600109	600 x 100 x 90°	Fabricated
BCSR600159	600 x 150 x 90°	Fabricated
BCSR600229	600 x 225 x 90°	Fabricated
BCSR600309	600 x 300 x 90°	Fabricated



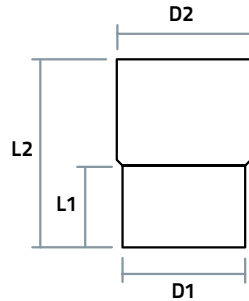
Slab repair couplings are supplied standard with a SCJ internal spigot at one end and a SCJ spigot at the other end. Slab repair couplings can be supplied socketed upon request.

> Straight Coupling



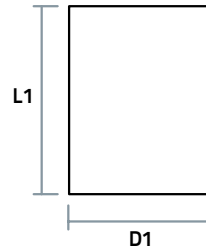
Straight Coupling

> Slab Repair Coupling



Slab Repair Coupling

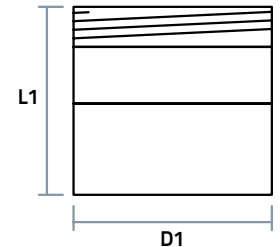
> Slip Coupling



Slip Coupling

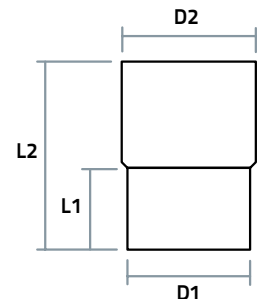
Straight Coupling

Product Code	Description	Construction	D1	L1
CPSR100	100mm	Fabrication	DN100	150
CPSR150	150mm	Moulded	DN150	156
CPSR225	225mm	Moulded	DN225	226
CPSR300	300mm	Moulded	DN300	358
CPSR375	375mm	Fabrication	DN375	335



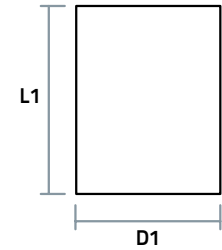
Slab Repair Coupling

Product Code	Description	Construction	D1	D2	L1	L2
SLAB040	40mm	Fabrication	40	43	100	230
SLAB050	50mm	Fabrication	50	55	100	230
SLAB065	65mm	Fabrication	63	69	100	230
SLAB080	80mm	Fabrication	75	82	100	230
SLAB090	90mm	Fabrication	86	94	100	230
SLAB100	100mm	Fabrication	102	111	100	230
SLAB150	150mm	Fabrication	155	160	100	230
SLAB225	225mm	Fabrication	242	250	100	330
SLAB300	300mm	Fabrication	305	315	100	330
SLAB375	375mm	Fabrication	383	400	100	330



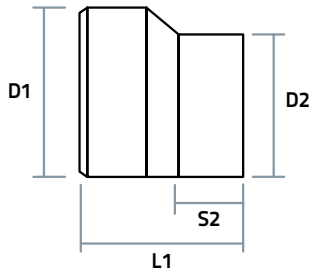
Slip Coupling

Product Code	Description	Construction	D1	L1
SLCPSR100	100mm	Fabrication	DN100	150
SLCPSR150	150mm	Fabrication	DN150	250
SLCPSR225	225mm	Fabrication	DN225	270
SLCPSR300	300mm	Fabrication	DN300	290
SLCPSR375	375mm	Fabrication	DN375	290



Level Invert Tapers are supplied standard with major diameter SCJ Spigots and minor diameter SCJ Sockets. Aymroo can also manufacture Flat Reducers. Get in contact with us to see if we can meet your specifications.

> Level Invert Taper

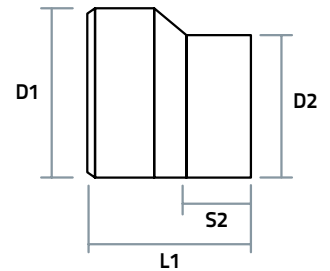


150mm Level Invert Taper

Product Code	Description	Construction	D1	D2	S2	L1
LISR150100	150 x 100 DWV	Moulded	DN150	DN100	50	233

225mm Level Invert Taper

Product Code	Description	Construction	D1	D2	S2	L1
LISR225100	225 X 100 DWV	Moulded	DN225	DN100	50	270
LISR225150	225 x 150 DWV	Moulded	DN225	DN150	76	270



300mm Level Invert Taper

Product Code	Description	Construction	D1	D2	S2	L1
LISR300100	300 x 100	Moulded	DN300	DN100	50	350
LISR300150	300 x 150	Moulded	DN300	DN150	76	350
LISR300225	300 x 225	Moulded	DN300	DN225	110	298

375mm Level Invert Taper

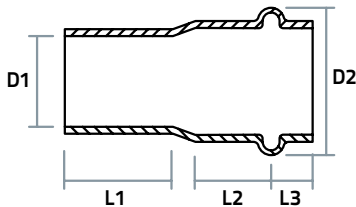
Product Code	Description	Construction	D1	D2	S2	L1
LISR375100	375 x 100	Fabrication	DN375	DN100	55	284
LISR375150	375 X 150	Fabrication	DN375	DN150	80	314
LISR375225	375 x 225	Fabrication	DN375	DN225	125	358
LISR375300	375 x 300	Fabrication	DN375	DN300	125	389

Aymroo

DWV Sewer Fittings

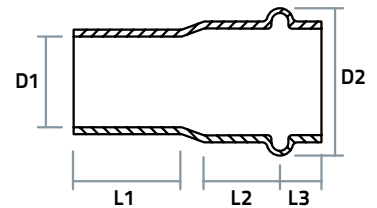
Aymroo Rubber Ring Adaptors (up to 300mm) are now injection moulded and supplied standard with a rubber ring socket, rubber ring and a spigot. Aymroo's Rubber Ring Adaptors are the ideal fitting to convert SCJ fittings to a rubber ring joint.

> Rubber Ring Adaptors



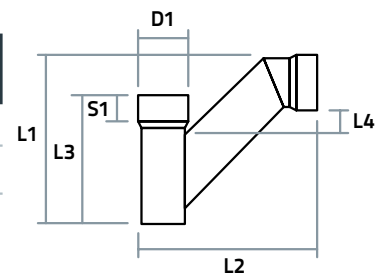
Rubber Ring Adaptors

Product Code	Description	Construction	D1	D2	L1	L2	L3
MSRR100	100mm	Moulded	DN100	133	76	45	30
MSRR150	150mm	Moulded	DN150	187	85	58	35
MSRR225	225mm	Moulded	DN225	281	128	75	50
MSRR300	300mm	Moulded	DN300	351	175	85	50
MSRR375	375mm	Moulded	DN375	550	200	150	100



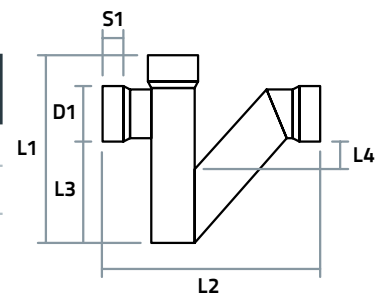
Boundary Trap (Disconnecter Trap)

Product Code	Description	Construction	D1	S1	L1	L2	L3	L4
TRAP150	150mm	Fabrication	DN150	80	516	563	384	100
TRAP225	225mm	Fabrication	DN225	125	751	856	552	100
TRAP300	300mm	Fabrication	DN300	175	1050	1000	600	100

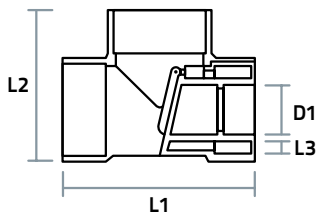


No Loss Boundary Trap (Disconnecter Trap)

Product Code	Description	Construction	D1	S1	L1	L2	L3	L4
TRAPNL150	150mm	Fabrication	DN150	76	620	770	380	205
TRAPNL225	225mm	Fabrication	DN225	125	950	1080	515	100
TRAPNL300	300mm	Fabrication	DN300	175	1122	1327	578	100



> Reflux Valves



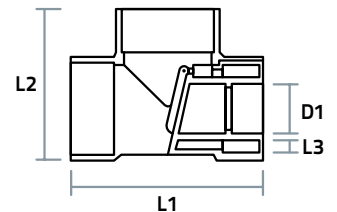
150mm Reflux Valve



225 & 300mm Reflux Valve

Reflux Valves

Product Code	Description	Construction	D1	L1	L2	L3
REFLUX150	150mm Reflux Valve	Moulded	DN150	660	396	40
REFLUX225	225mm Reflux Valve	Fabrication	DN225	800	520	40
REFLUX300	300mm Reflux Valve	Fabrication	DN300	800	550	40



Reflux Parts

Product Code	Description	Construction
REFSEAL150	150mm Reflux Plate and Seal	Moulded
REFHINGE150	150mm Reflux Hinge Plug	Moulded

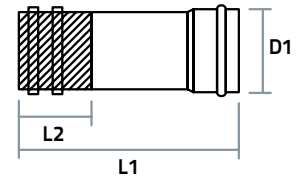
Aymroo PVC Reflux Valves are available standard with solvent cement joint sockets and are also available in rubber ring joint sockets upon request. Available in sizes from 150mm up to 300mm. Aymroo Reflux Valves are designed with built-in free flowing grade, with minimum drop and no restrictive pooling inverts. Aymroo Reflux Valves free flowing grade prevents debris jamming and sticking valves that can occur in other types of Reflux Valves. 150mm Aymroo Reflux valve supplied with 225x150 LIT outlet fitted. 150mm Aymroo Reflux Valves can be buried direct. 225mm and 300mm Aymroo Reflux Valves are required to be installed in a pit. Please contact Aymroo for any custom formats.



Sanded Manhole Coupling (Sanded Socket)

Product Code	Description	Construction
ACCESS100500	100mm	Fabricated
ACCESS100500FF	100mm FF	Fabricated
ACCESS150500	150mm	Fabricated
ACCESS150500FF	150mm FF	Fabricated
ACCESS225500	225mm	Fabricated
ACCESS225500FF	225mm FF	Fabricated
ACCESS300500	300mm	Fabricated
ACCESS300500FF	300mm FF	Fabricated

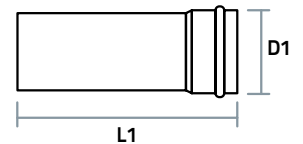
RRJ Socket on one end, sanded on other end, 500mm long. Can manufacture up to 700mm upon customer request



Rocker Pipe (Manhole Short)

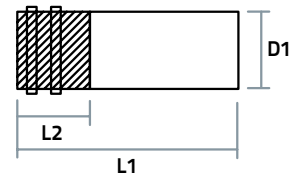
Product Code	Description	Construction
ACCESS100500RP	100mm	Fabricated
ACCESS150500RP	150mm	Fabricated
ACCESS225500RP	225mm	Fabricated
ACCESS300500RP	300mm	Fabricated

RRJ Socket on one end, sanded on other end, 500mm long. Can manufacture up to 700mm upon customer request

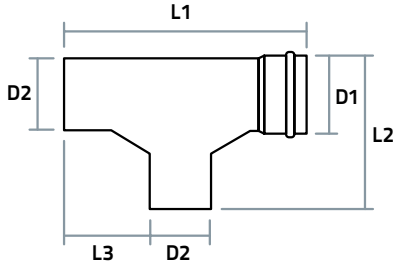


Sanded Manhole Spigot

Product Code	Description	Construction
ACCESS100500SP	100mm	Fabricated
ACCESS150500SP	150mm	Fabricated
ACCESS225500SP	225mm	Fabricated
ACCESS300500SP	300mm	Fabricated

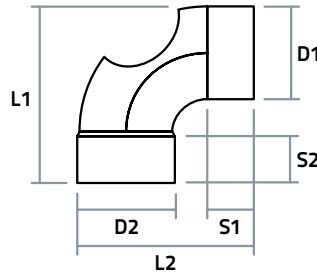


> Drop Junctions



Drop Junctions

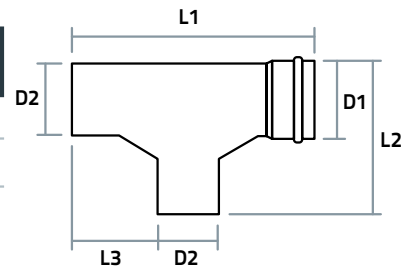
> Drop Bends



Drop Bends

Drop Junctions

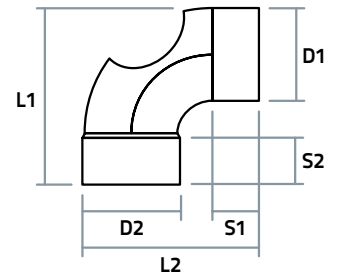
Product Code	Description	Construction	D1	D2	L1	L2	L3
DRJN150150	150 x 150	Fabricated	DN150	DN150	600	341	220
DRJN225225	225 x 225	Fabricated	DN225	DN225	746	494	240
DRJN300300	300 x 300	Fabricated	DN300	DN300	940	623	302



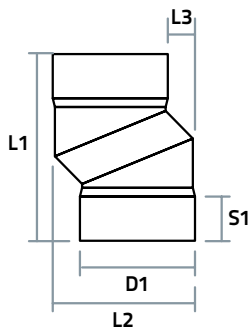
Used in manhole applications, Aymroo Drop Junctions have gussets for easy manipulation of sewer line inspection cameras and improved flow of waste water. Aymroo Drop Junctions are supplied standard with RRJ Socket, SCJ line and branch Spigots. Also referred to as a Drop Tee.

Drop Bend

Product Code	Description	Construction	D1	S1	D2	S2	L1	L2
DRBD100100	100 x 100	Fabricated	DN100	55	DN100	55	205	208
DRBD150150	150 x 150	Fabricated	DN150	80	DN150	80	304	307
DRBD225225	225 x 225	Fabricated	DN225	110	DN225	110	430	424
DRBD225150	225 x 150	Fabricated	DN225	110	DN150	80	596	423
DRBD300225	300 x 225	Fabricated	DN300	175	DN225	110	733	546

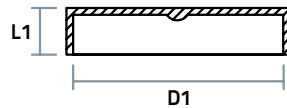


> Offsets



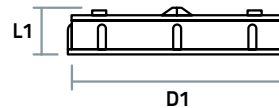
Offsets

> Push On End Caps



Push On End Caps

> Threaded End Caps

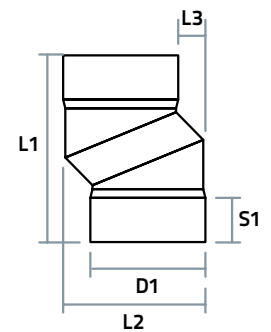


Threaded End Caps

Offsets

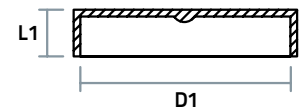
Product Code	Description	Construction	D1	S1	L1	L2	L3
OFFSR225	225mm	Fabrication	DN225	125	498	364	100
OFFSR300	300mm	Fabrication	DN300	125	523	428	100
OFFSR375	375mm	Fabrication	DN375	160	631	515	100

Offsets are supplied standard with a 45° angle and 100mm offset of socket centres. Offsets with alternative lengths and traverse or other special angles are available on request.



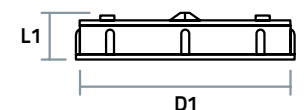
Push On End Caps

Product Code	Description	Construction	D1	L1
ECSR150	150mm	Moulded	DN150	42
ECSR225	225mm	Moulded	DN225	54
ECSR300	300mm	Moulded	DN300	54
ECSR375	375mm	Fabrication	DN375	180

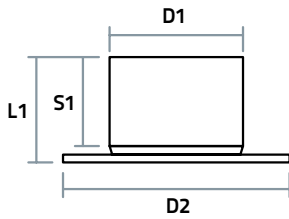


Threaded End Caps

Product Code	Description	Construction	D1	L1
TCSR100	100mm	Moulded	DN100	35
TCSR150	150mm	Moulded	DN150	38
TCSR225	225mm	Moulded	DN225	54

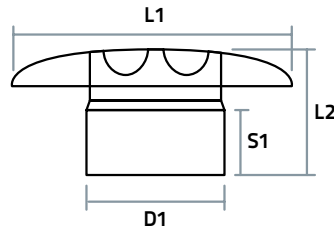


> Undrilled Flanges



Undrilled Flanges

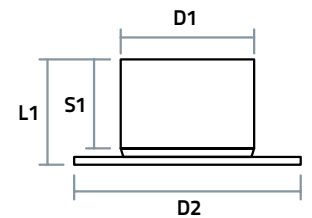
> Vent Cows



Vent Cows

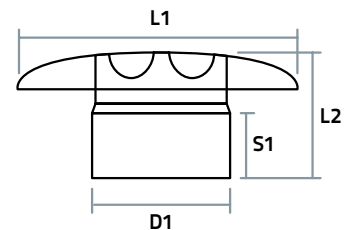
Undrilled Flanges

Product Code	Description	Construction	D1	D2	S1	L1
FLANSR100	100mm	Fabrication	DN100	215	55	68
FLANSR150	150mm	Fabrication	DN150	280	80	94
FLANSR225	225mm	Fabrication	DN225	405	125	147
FLANSR300	300mm	Fabrication	DN300	455	125	198
FLANSR375	375mm	Fabrication	DN375	580	160	223



Vent Cows

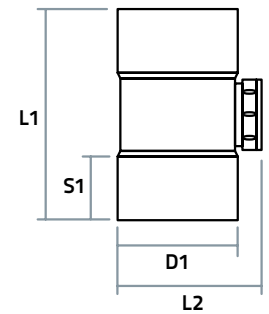
Product Code	Description	Construction	D1	S1	L1	L2
VENT100	100mm	Fabricated	DN100	55	275	101
VENT150	150mm	Fabricated	DN150	80	371	147
VENT225	225mm	Fabricated	DN225	125	453	206
VENT300	300mm	Fabricated	DN300	175	550	272





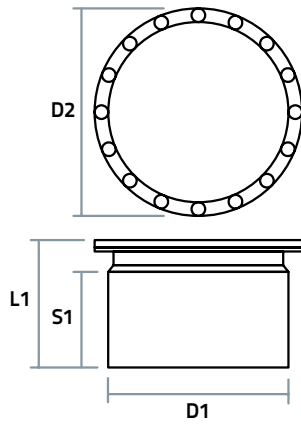
Inspection Opening (TAC)

Product Code	Description	Construction	D1	D2	S1	L1	L2
IBSR225100	225 x 100	Moulded	DN225	DN100	110	500	346
IBSR225150	225 x 150	Moulded	DN225	DN150	110	500	375
IBSR225225	225 x 225	Moulded	DN225	DN225	110	500	416
IBSR300150	300 x 150	Fabrication	DN300	DN150	175	565	375
IBSR300225	300 x 225	Fabrication	DN300	DN225	175	665	450
IBSR375150	375 x 150	Fabrication	DN375	DN150	200	628	472
IBSR375225	375 x 225	Fabrication	DN375	DN225	200	730	539



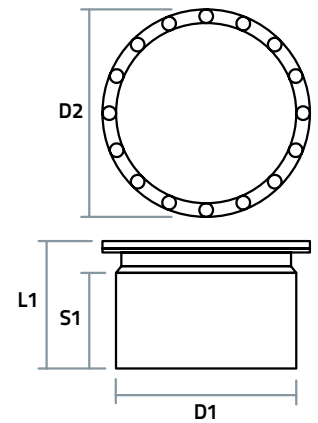
TAC - Threaded Access Cap Fitted Standard (100mm, 150mm, 225mm) LTS - Locking Trap Screw can be fitted upon request (225mm, 300mm) Inspection Openings can also be supplied to all Bends, Junctions, Right Hand, Left Hand or Rear Access.

> Bolted Trap Screw



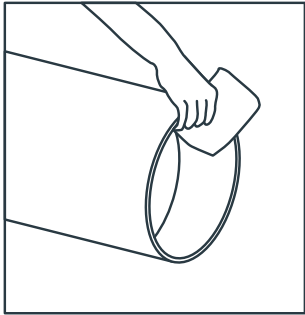
Bolted Trap Screw

Product Code	Description	Construction	D1	D2	S1	L1
BTSR150	150mm	Fabrication	DN150	208	80	113
BTSR225	225mm	Fabrication	DN225	310	125	162
BTSR300	300mm	Fabrication	DN300	380	175	223
BTSR375	375mm	Fabrication	DN375	450	200	245



Jointing Process


01



Cut & Deburr

Ensure pipe spigot to be connected is cut square and deburr. Burrs cause scoring and wipe off solvent cement, weakening the join.

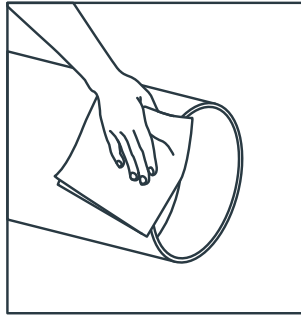
02



Measure

Measure and mark insertion length on spigot end. This ensures full insertion in the fitting socket.

03



Clean

Use a clean dry cloth to first remove dust, dirt, grease and other contaminants from the surfaces to be joined.


04



Prime

Use a clean cotton cloth/ applicator to apply primer solution to the socket and spigot surfaces.

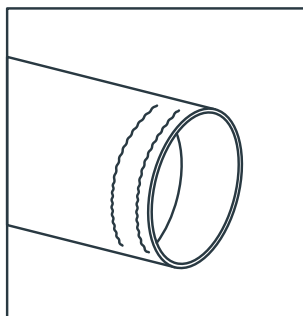
05



Apply

Use an appropriately sized brush or applicator for the diameter of pipes. Apply an adequate amount of solvent cement to the socket first and then the spigot.

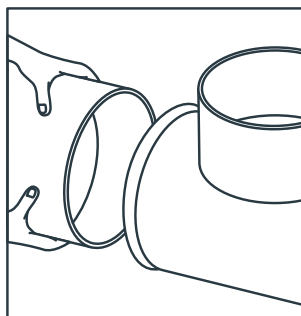
06



Check

Make sure that the amount of solvent cement used does not cause an overrun of fluid once the joint is made. Remove any excess solvent cement.

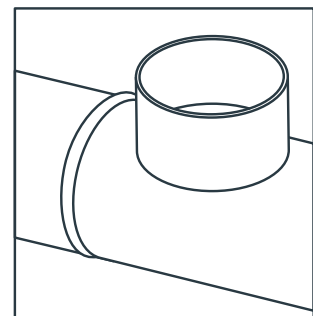
07



Join

Use mechanical aid if required to ensure that the spigot is inserted 'fully home' to the base of the socket. Hold the join force in position for 30 seconds until first bond is made.

08

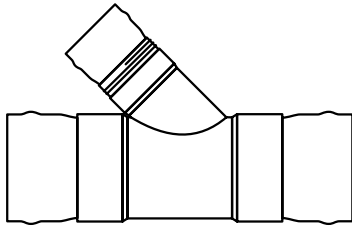


Set

Clean excess solvent cement from outer pipe surface. Leave jointed sections undisturbed in shade or a cool area for a further 5 minutes to ensure bond strength.

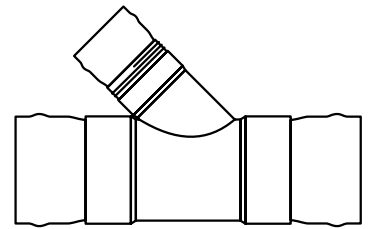
Rubber Ring Junctions 45° FF RRJ GRP, 45° RRJx3

> Rubber Ring Junction



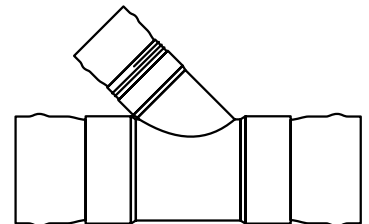
45° Rubber Ring Junctions FF RRJ GRP

Product Code	Description	Construction
JNSR100104GRP	100 x 100 x 45° DWV Junction FF RRJ GRP	Fabricated
JNSR150104GRP	150 x 100 x 45° DWV Junction FF RRJ GRP	Fabricated
JNSR150154GRP	150 x 150 x 45° DWV Junction FF RRJ GRP	Fabricated
JNSR225104GRP	225 x 100 x 45° DWV Junction FF RRJ GRP	Fabricated
JNSR300104GRP	300 x 100 x 45° DWV Junction FF RRJ GRP	Fabricated



45° Rubber Ring Junctions RRJ x 3

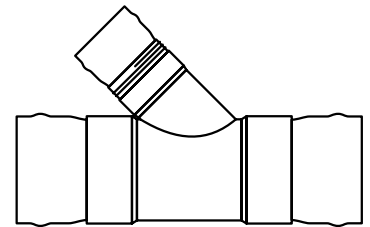
Product Code	Description	Construction
JNSR150104RRR	150 x 100 x 45° DWV Junction RRJ x 3	Fabricated
JNSR150154RRR	150 x 150 x 45° DWV Junction RRJ x 3	Fabricated
JNSR225104RRR	225 x 100 x 45° DWV Junction RRJ x 3	Fabricated
JNSR225154RRR	225 x 150 x 45° DWV Junction RRJ x 3	Fabricated
JNSR225224RRR	225 x 225 x 45° DWV Junction RRJ x 3	Fabricated
JNSR300104RRR	300 x 100 x 45° DWV Junction RRJ x 3	Fabricated
JNSR300154RRR	300 x 150 x 45° DWV Junction RRJ x 3	Fabricated
JNSR300224RRR	300 x 225 x 45° DWV Junction RRJ x 3	Fabricated
JNSR300304RRR	300 x 300 x 45° DWV Junction RRJ x 3	Fabricated
JNSR375154RRR	375 x 150 x 45° DWV Junction RRJ x 3	Fabricated



Rubber Ring Junctions 45° RRJ main/SWJ Branch,
45° MF RRJ GRP, 90° FF RRJ GRP, 90° RRJx3

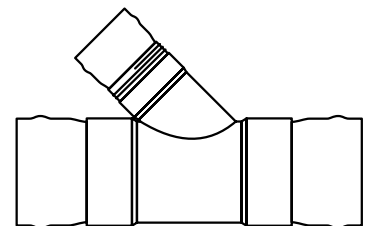
45° Rubber Ring Junctions RRJ main/SWJ Branch

Product Code	Description	Construction
JNSR150104RRF	150 x 100 x 45° DWV Junction RRJ main / SWJ Branch	Fabricated
JNSR150154RRF	150 x 150 x 45° DWV Junction RRJ main / SWJ Branch	Fabricated
JNSR225104RRF	225 x 100 x 45° DWV Junction RRJ main / SWJ Branch	Fabricated
JNSR225154RRF	225 x 150 x 45° DWV Junction RRJ main / SWJ Branch	Fabricated
JNSR225224RRF	225 x 225 x 45° DWV Junction RRJ main / SWJ Branch	Fabricated
JNSR300104RRF	300 x 100 x 45° DWV Junction RRJ main / SWJ Branch	Fabricated
JNSR300154RRF	300 x 150 x 45° DWV Junction RRJ main / SWJ Branch	Fabricated
JNSR300224RRF	300 x 225 x 45° DWV Junction RRJ main / SWJ Branch	Fabricated



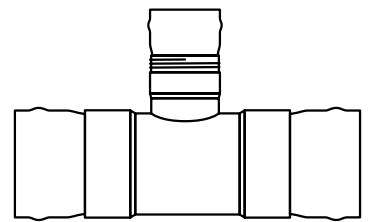
45° Rubber Ring Junctions MF RRJ GRP

Product Code	Description	Construction
JNSR150104GRPFMF	150 x 100 x 45° DWV Junction MF RRJ GRP	Fabricated
JNSR150154GRPFMF	150 x 150 x 45° DWV Junction MF RRJ GRP	Fabricated



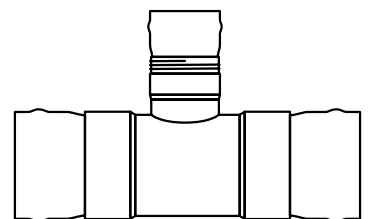
90° Rubber Ring Junctions FF RRJ GRP

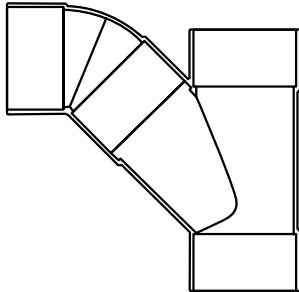
Product Code	Description	Construction
JNSR150109GRP	150 x 100 x 90° DWV Junction FF RRJ GRP	Fabricated
JNSR150159GRP	150 x 150 x 90° DWV Junction FF RRJ GRP	Fabricated



90° Rubber Ring Junctions RRJ x 3

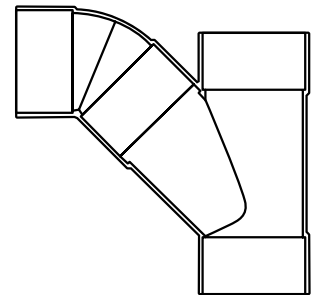
Product Code	Description	Construction
JNSR150109RRR	150 x 100 x 90° DWV Junction RRJ x 3	Fabricated
JNSR150159RRR	150 x 150 x 90° DWV Junction RRJ x 3	Fabricated
JNSR225159RRR	225 x 150 x 90° DWV Junction RRJ x 3	Fabricated
JNSR225229RRR	225 x 225 x 90° DWV Junction RRJ x 3	Fabricated
JNSR300159RRR	300 x 150 x 90° DWV Junction RRJ x 3	Fabricated
JNSR300309RRR	300 x 300 x 90° DWV Junction RRJ x 3	Fabricated



> Riley Junction

Riley Junctions

Product Code	Description	Construction
JNSR1501049RRR	150 x 100 x 45°/90° DWV Riley Junction RRJ	Fabricated
JNSR1501549RRR	150 x 150 x 45°/90° DWV Riley Junction RRJ	Fabricated
JNSR2251049GRP	225 x 100 x 45°/90° DWV Riley Junction RRJ GRP	Fabricated



MAINTENANCE SHAFTS

Aymroo PVC Maintenance Shafts can replace traditional manholes, where approved, for cheaper and easier sewer system installs. Aymroo has supplied over 50,000 to date, saving thousands of hours for installers and thousands of dollars for project managers.

The Maintenance Shaft System is manufactured to the requirements of WSA137, plus it has been appraised by the Water Services Association of Australia and is recommended as an alternative to manholes by its members and associates.

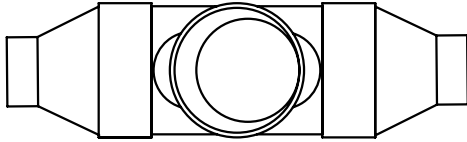
All major water boards have also approved the system. Quality is guaranteed with ISO 9001 Certified Approval Mark #40084. Our system is suitable and recommended for installations across Australia.

Aymroo

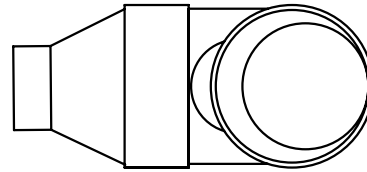
Maintenance Shafts

Aymroo has supplied over 50,000
Maintenance shafts to date.

> Inlines



> Terminals



- ☒ Extensive range of configurations.
- ☒ Internal labelling provides vital information and traceability of maintenance shafts for years after installation.
- ☒ Designed for easy passage of camera and cleaning equipment.
- ☒ PVC construction compatible with 90% of all sewer installations across Australia and New Zealand -no need for adaptors to other materials.
- ☒ Superior hydraulic performance.
- ☒ Strong, durable and lightweight for easier handling and shipping.
- ☒ Choice of standard 225 or 300mm riser for extra clearance.
- ☒ Small footprint reduces required excavation.
- ☒ Available with standard Solvent Cement Joint (SCJ) or optional
- ☒ Rubber Ring Joint (RRJ) types (adaptors for other pipe types available on request).

> Frequently Asked Questions

Are Aymroo Maintenance Shafts tested?

Yes, all our maintenance shafts and terminals are individually vacuum and pressure tested to 80psi before they are dispatched from our factory.

What are the available sizes of Maintenance Shafts?

Inlines, Terminal Bends, Junctions and Bends are all available in 150mm, 225mm and 300mm. CAM Shafts are available in 150mm and 225mm.

Do I require Shrouds and Covers?

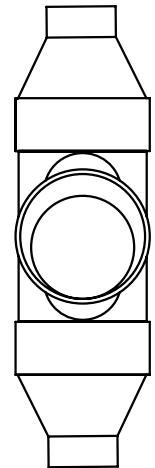
Yes, Aymroo has both 225mm and 300mm shrouds available. Aymroo also has Class B and Class D covers available.



- Straight through MS.
- Fully moulded.
- Available with 225mm or 300mm Riser & Locking Cap.

Inlines

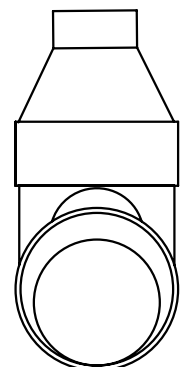
Product Code	Description	Construction	L1	L2
MSIL151500	150mm x 150mm Inline MS with Cap SWJ	Fabricated	690	1130
MSIL252500	225mm x 225mm Inline MS with Cap SWJ	Fabricated	690	1130
MSIL303000	300mm x 300mm Inline MS with Cap SWJ	Fabricated	690	1045
MSIL151500R	150mm x 150mm Inline MS with Cap RRJ	Fabricated	690	1372
MSIL252500R	225mm x 225mm Inline MS with Cap RRJ	Fabricated	690	1384
MSIL303000R	300mm x 300mm Inline MS with Cap RRJ	Fabricated	690	1264



- Straight through MS.
- Fully moulded.
- Available with 225mm or 300mm Riser & Locking Cap.

Terminals

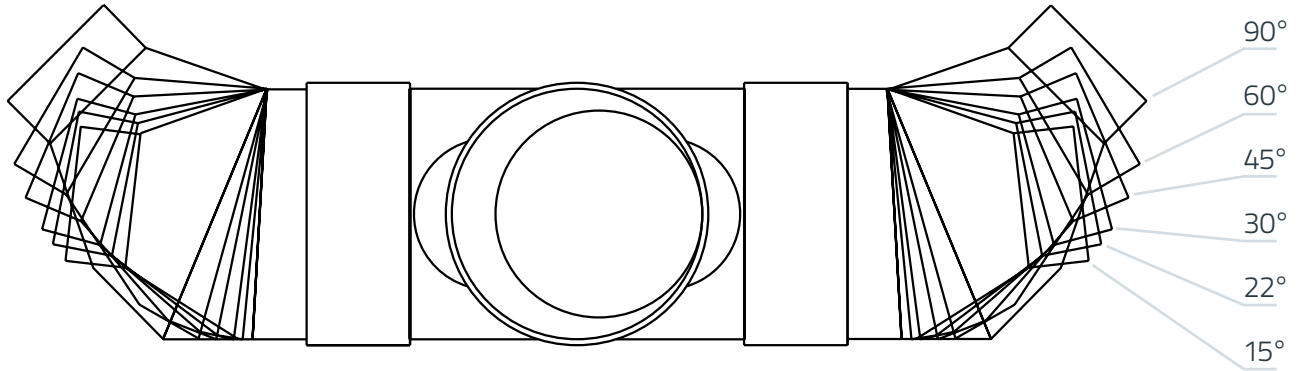
Product Code	Description	Construction	L1	L2
MSTE159000	225mm x 150mm x 90° Terminal Elbow with Cap SWJ	Fabricated	660	720
MSTE259000	225mm x 225mm x 90° Terminal Elbow with Cap SWJ	Fabricated	660	660
MSTE309000	225mm x 300mm x 90° Terminal Elbow with Cap SWJ	Fabricated	660	693
MSTE159000R	225mm x 150mm x 90° Terminal Elbow with Cap RRJ	Fabricated	880	882
MSTE259000R	225mm x 225mm x 90° Terminal Elbow with Cap RRJ	Fabricated	880	882
MSTE309000R	225mm x 300mm x 90° Terminal Elbow with Cap RRJ	Fabricated	880	813





Maintenance Shafts

> Elbow



- Change of direction MS.
- Available with 225mm or 300mm Riser & Locking Cap.

15° Elbow

Product Code	Description	Construction	L2
MSBD151515	150mm x 150mm x 15° Elbow with Cap SWJ	Fabricated	1286
MSBD252515	225mm x 225mm x 15° Elbow with Cap SWJ	Fabricated	1212
MSBD303015	300mm x 300mm x 15° Elbow with Cap SWJ	Fabricated	1324
MSBD151515R	150mm x 150mm x 15° Elbow with Cap RRJ	Fabricated	1548
MSBD252515R	225mm x 225mm x 15° Elbow with Cap RRJ	Fabricated	1431
MSBD303015R	300mm x 300mm x 15° Elbow with Cap RRJ	Fabricated	1593

22° Elbow

Product Code	Description	Construction	L2
MSBD151522	150mm x 150mm x 22° Elbow with Cap SWJ	Fabricated	1318
MSBD252522	225mm x 225mm x 22° Elbow with Cap SWJ	Fabricated	1243
MSBD303022	300mm x 300mm x 22° Elbow with Cap SWJ	Fabricated	1359
MSBD151522R	150mm x 150mm x 22° Elbow with Cap RRJ	Fabricated	1525
MSBD252522R	225mm x 225mm x 22° Elbow with Cap RRJ	Fabricated	1532
MSBD303022R	300mm x 300mm x 22° Elbow with Cap RRJ	Fabricated	1621

30° Elbow

Product Code	Description	Construction	L2
MSBD151530	150mm x 150mm x 30° Elbow with Cap SWJ	Fabricated	1345
MSBD252530	225mm x 225mm x 30° Elbow with Cap SWJ	Fabricated	1260
MSBD303030	300mm x 300mm x 30° Elbow with Cap SWJ	Fabricated	1395
MSBD151530R	150mm x 150mm x 30° Elbow with Cap RRJ	Fabricated	1569
MSBD252530R	225mm x 225mm x 30° Elbow with Cap RRJ	Fabricated	1546
MSBD303030R	300mm x 300mm x 30° Elbow with Cap RRJ	Fabricated	1648

45° Elbow

Product Code	Description	Construction	L2
MSBD151545	150mm x 150mm x 45° Elbow with Cap SWJ	Fabricated	1386
MSBD252545	225mm x 225mm x 45° Elbow with Cap SWJ	Fabricated	1435
MSBD303045	300mm x 300mm x 45° Elbow with Cap SWJ	Fabricated	1454
MSBD151545R	150mm x 150mm x 45° Elbow with Cap RRJ	Fabricated	1601
MSBD252545R	225mm x 225mm x 45° Elbow with Cap RRJ	Fabricated	1707
MSBD303045R	300mm x 300mm x 45° Elbow with Cap RRJ	Fabricated	1689

60° Elbow


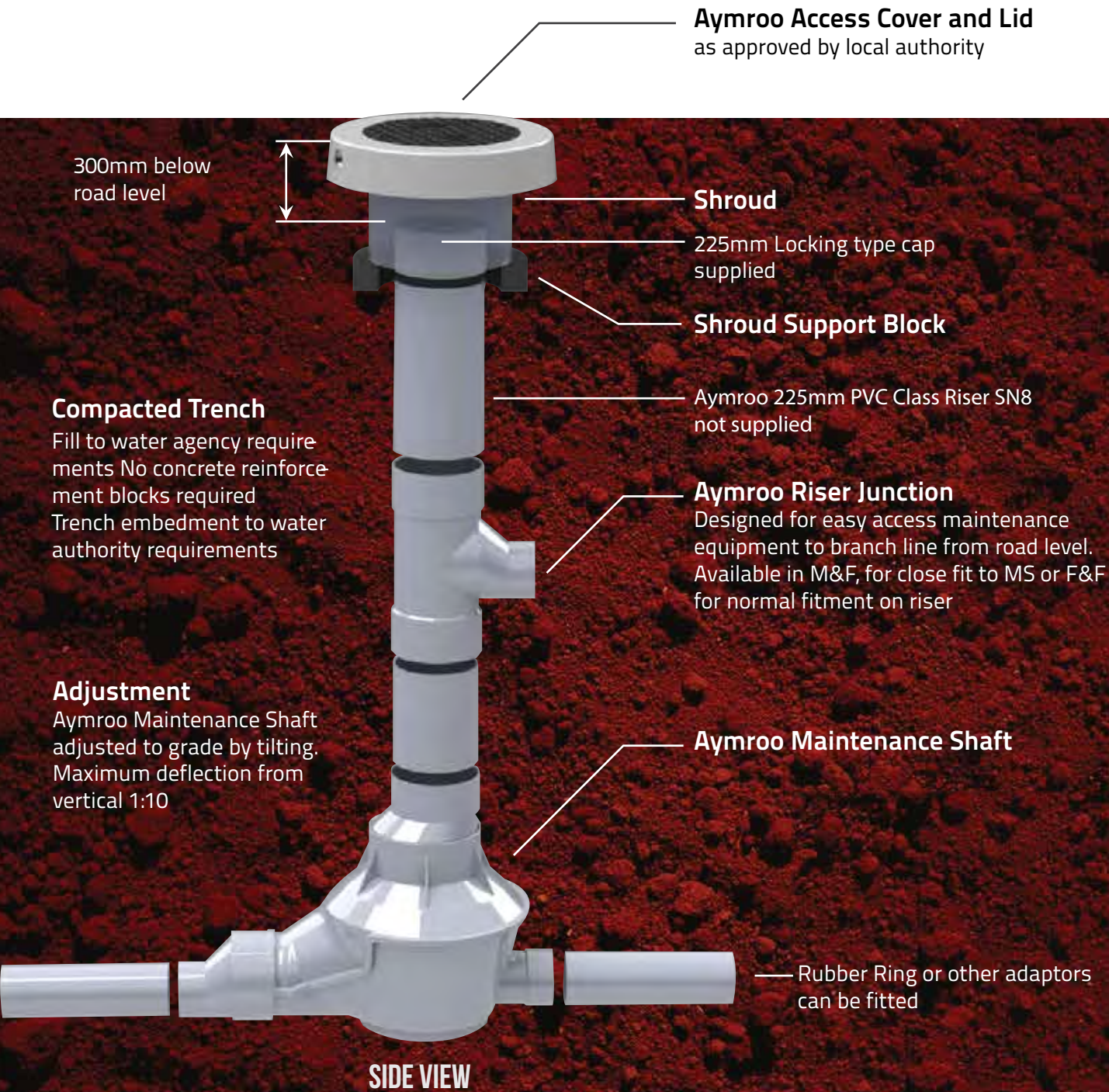
Product Code	Description	Construction	L2
MSBD151560	150mm x 150mm x 60° Elbow with Cap SWJ	Fabricated	1417
MSBD252560	225mm x 225mm x 60° Elbow with Cap SWJ	Fabricated	1459
MSBD303060	300mm x 300mm x 60° Elbow with Cap SWJ	Fabricated	1504
MSBD151560R	150mm x 150mm x 60° Elbow with Cap RRJ	Fabricated	1617
MSBD252560R	225mm x 225mm x 60° Elbow with Cap RRJ	Fabricated	1447
MSBD303060R	300mm x 300mm x 60° Elbow with Cap RRJ	Fabricated	1714

90° Elbow

Product Code	Description	Construction	L2
MSBD151590	150mm x 150mm x 90° Elbow with Cap SWJ	Fabricated	1431
MSBD252590	225mm x 225mm x 90° Elbow with Cap SWJ	Fabricated	1507
MSBD303090	300mm x 300mm x 90° Elbow with Cap SWJ	Fabricated	1564
MSBD151590R	150mm x 150mm x 90° Elbow with Cap RRJ	Fabricated	1596
MSBD252590R	225mm x 225mm x 90° Elbow with Cap RRJ	Fabricated	1341
MSBD303090R	300mm x 300mm x 90° Elbow with Cap RRJ	Fabricated	1716

Nominal Direction

Product Code	Description	Construction	L2
MSBD1515	150mm x 150mm x Nominal Deflection with Cap SWJ	Fabricated	Dependant on Deflection
MSBD2525	225mm x 225mm x Nominal Deflection with Cap SWJ	Fabricated	Dependant on Deflection
MSBD3030	300mm x 300mm x Nominal Deflection with Cap SWJ	Fabricated	Dependant on Deflection
MSBD1515R	150mm x 150mm x Nominal Deflection with Cap RRJ	Fabricated	Dependant on Deflection
MSBD2525R	150mm x 150mm x Nominal Deflection with Cap RRJ	Fabricated	Dependant on Deflection
MSBD3030R	150mm x 150mm x Nominal Deflection with Cap RRJ	Fabricated	Dependant on Deflection




Aymroo Maintenance Shaft
Small footprint reduces required excavation

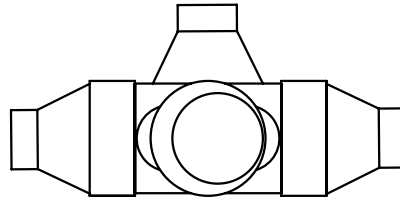


Maintenance Shafts

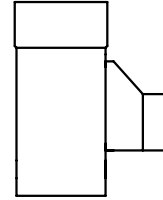
> 45° Left/Right Junctions



> 90° Junction



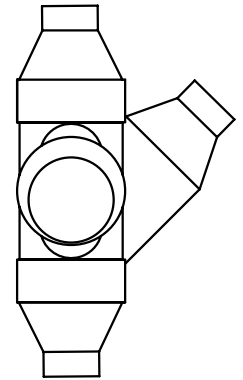
> Riser Junction



- 45° branch line Junction MS.
- Must be specified left or right (L or R).
- Available with 225mm or 300mm Riser & Locking Cap.

45° Left/Right Junctions

Product Code	Description	Construction	L1	L2
MSJL11145	150mm x 150mm x 150mm x 45° LH Junction with Cap SWJ	Fabricated	748	1112
MSJL22245	225mm x 225mm x 225mm x 45° LH Junction with Cap SWJ	Fabricated	747	1024
MSJL33345	300mm x 300mm x 300mm x 45° LH Junction with Cap SWJ	Fabricated	777	1045
MSJL11145R	150mm x 150mm x 150mm x 45° LH Junction with Cap RRJ	Fabricated	829	1341
MSJL22245R	225mm x 225mm x 225mm x 45° LH Junction with Cap RRJ	Fabricated	852	1318
MSJL33345R	300mm x 300mm x 300mm x 45° LH Junction with Cap RRJ	Fabricated	837	1214
MSJR11145	150mm x 150mm x 150mm x 45° RH Junction with Cap SWJ	Fabricated	748	1112
MSJR22245	225mm x 225mm x 225mm x 45° RH Junction with Cap SWJ	Fabricated	747	1024
MSJR33345	300mm x 300mm x 300mm x 45° RH Junction with Cap SWJ	Fabricated	777	1045
MSJR11145R	150mm x 150mm x 150mm x 45° RH Junction with Cap RRJ	Fabricated	829	1341
MSJR22245R	225mm x 225mm x 225mm x 45° RH Junction with Cap RRJ	Fabricated	852	1318
MSJR33345R	300mm x 300mm x 300mm x 45° RH Junction with Cap RRJ	Fabricated	837	1214

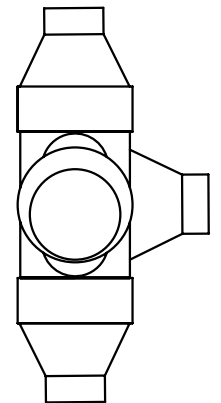




- 90° branch line Junction MS.
- Can be supplied in opposed configuration.
- Available with 225mm or 300mm Riser & Locking Cap.

90° Junctions

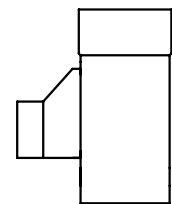
Product Code	Description	Construction	L1	L2
MSJN11190	150mm x 150mm x 150mm x 90° Junction with Cap SWJ	Fabricated	548	1130
MSJN22290	225mm x 225mm x 225mm x 90° Junction with Cap SWJ	Fabricated	548	1130
MSJN33390	300mm x 300mm x 300mm x 90° Junction with Cap SWJ	Fabricated	505	1045
MSJN11190R	150mm x 150mm x 150mm x 90° Junction with Cap RRJ	Fabricated	665	1366
MSJN22290R	225mm x 225mm x 225mm x 90° Junction with Cap RRJ	Fabricated	675	1384
MSJN33390R	300mm x 300mm x 300mm x 90° Junction with Cap RRJ	Fabricated	589	1264



- Inlet for house connection to MS.
- M&F or F&F available.
- Made to suit maintenance equipment.

Riser Junctions

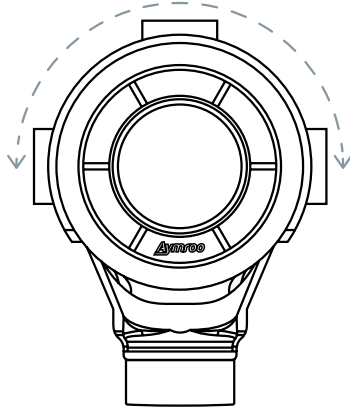
Product Code	Description	Construction
MSRJF25109	225mm x 100mm x 88° FF MS Riser Junction	Fabricated
MSRJF25159	225mm x 150mm x 88° FF MS Riser Junction	Fabricated
MSRJF25159R	225mm x 150mm x 88° FF MS Riser Junction RRJ	Fabricated
MSRJF25259	225mm x 225mm x 88° FF MS Riser Junction	Fabricated
MSRJF30159	300mm x 150mm x 88° FF MS Riser Junction	Fabricated
MSRJF30159R	300mm x 150mm x 88° FF MS Riser Junction RRJ	Fabricated
MSRJM25109	225mm x 100mm x 88° MF MS Riser Junction	Fabricated
MSRJM25159	225mm x 150mm x 88° MF MS Riser Junction	Fabricated
MSRJM25159R	225mm x 150mm x 88° MF MS Riser Junction RRJ	Fabricated
MSRJM25259	225mm x 225mm x 88° MF MS Riser Junction	Fabricated
MSRJM30159	300mm x 150mm x 88° MF MS Riser Junction	Fabricated
MSRJM30159R	300mm x 150mm x 88° MF MS Riser Junction RRJ	Fabricated





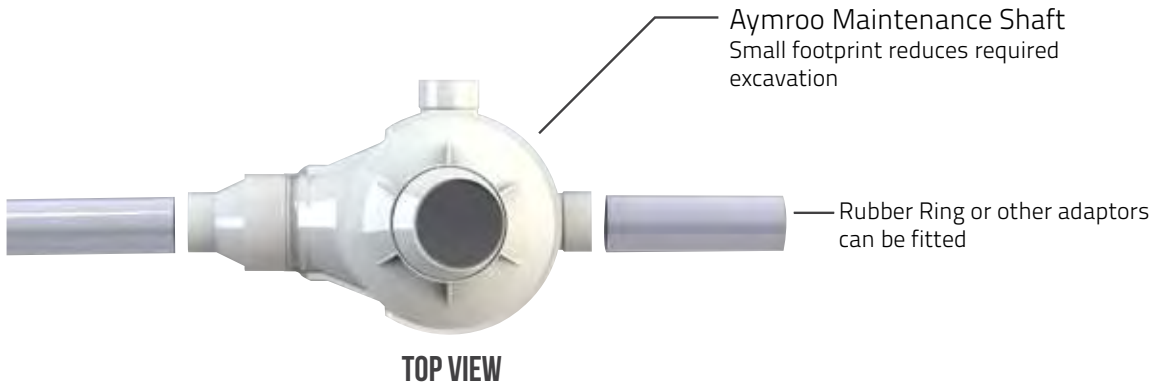
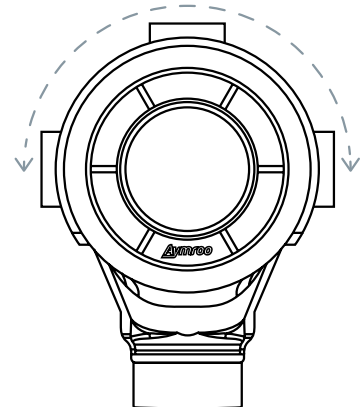
Maintenance Shafts

> CAM Shafts



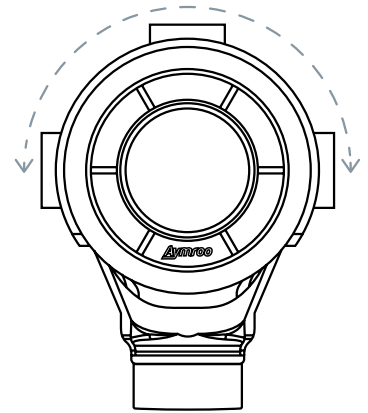
2-Way CAM (Central Axis Maintenance) Shafts

Product Code	Description	Construction		
MSCA1010	100mm x 100mm Central MS 2-way SWJ No Cap	Fabricated		
MSCA1015	100mm x 150mm Central MS 2-way SWJ No Cap	Fabricated		
MSCA1025	100mm x 225mm Central MS 2-way SWJ No Cap	Fabricated		
MSCA1515	150mm x 150mm Central MS 2-way SWJ No Cap	Fabricated	787	1117
MSCA1525	150mm x 225mm Central MS 2-way SWJ No Cap	Fabricated		
MSCA2525	225mm x 225mm Central MS 2-way SWJ No Cap	Fabricated	891	787
MSCA1010R	100mm x 100mm Central MS 2-way RRJ No Cap	Fabricated		
MSCA1025R	100mm x 225mm Central MS 2-way RRJ No Cap	Fabricated		
MSCA1515R	150mm x 150mm Central MS 2-way RRJ No Cap	Fabricated		
MSCA1525R	150mm x 225mm Central MS 2-way RRJ No Cap	Fabricated		
MSCA2525R	225mm x 225mm Central MS 2-way RRJ No Cap	Fabricated		



3-Way CAM (Central Axis Maintenance) Shafts

Product Code	Description	Construction	?	?
MSIL151500	150mm x 150mm with Cap SW	Fabricated	690	1130
MSIL252500	225mm x 225mm with Cap SW	Fabricated	690	1130
MSIL303000	300mm x 300mm with Cap SW	Fabricated	690	1045
MSIL303000	300mm x 300mm with Cap SW	Fabricated	690	1045
MSIL303000	300mm x 300mm with Cap SW	Fabricated	690	1045
MSIL303000	300mm x 300mm with Cap SW	Fabricated	690	1045
MSIL303000	300mm x 300mm with Cap SW	Fabricated	690	1045
MSIL303000	300mm x 300mm with Cap SW	Fabricated	690	1045
MSIL303000	300mm x 300mm with Cap SW	Fabricated	690	1045
MSIL303000	300mm x 300mm with Cap SW	Fabricated	690	1045
MSIL303000	300mm x 300mm with Cap SW	Fabricated	690	1045
MSIL303000	300mm x 300mm with Cap SW	Fabricated	690	1045
MSIL303000	300mm x 300mm with Cap SW	Fabricated	690	1045
MSIL303000	300mm x 300mm with Cap SW	Fabricated	690	1045
MSIL303000	300mm x 300mm with Cap SW	Fabricated	690	1045
MSIL151500R	150mm x 150mm with Cap SW	Fabricated	690	1372
MSIL252500R	225mm x 225mm with Cap SW	Fabricated	690	1384
MSIL303000R	300mm x 300mm with Cap SW	Fabricated	690	1264

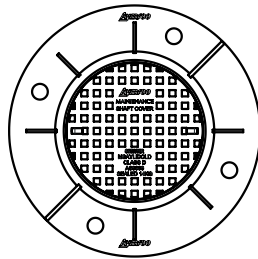
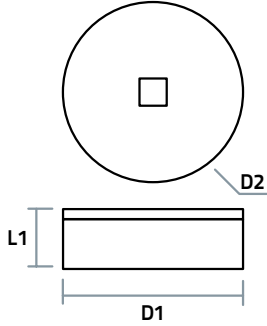




Maintenance Shafts

> Access Caps

> Covers



- Complies with AS3996.
- Gas and Water Tight.
- Compatible with all MS Risers.



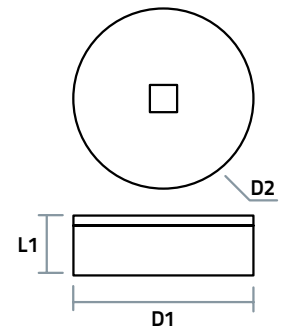
Access Caps



Covers


Access Caps

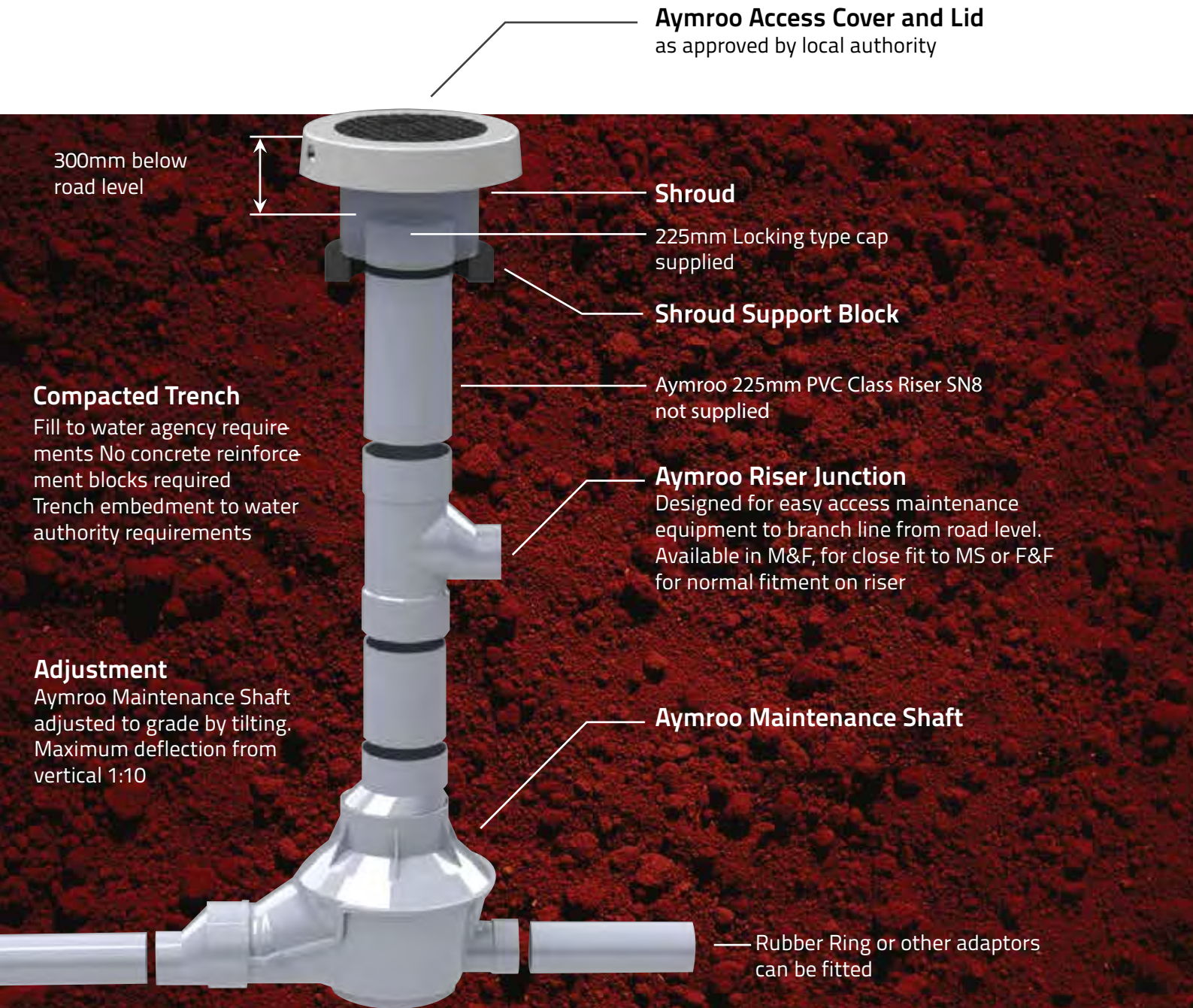
Product Code	Description	Construction
MSACL25000	225mm Maintenance Shaft Locking Cap	Moulded
MSACL30000	300mm Maintenance Shaft Locking Cap	Moulded
MSACSPAN	Access Cap Spanner	



Covers

Product Code	Description
MSAYLIDCLB	Class B Cover - concrete surround
MSAYLIDCLD	Class D Cover
COVERLIFTER	Maintenance Shaft Lifter Tool





Aymroo Access Cover and Lid
as approved by local authority

300mm below
road level

Shroud

225mm Locking type cap
supplied

Shroud Support Block

Aymroo 225mm PVC Class Riser SN8
not supplied

Compacted Trench

Fill to water agency require-
ments No concrete reinforce-
ment blocks required
Trench embedment to water
authority requirements

Aymroo Riser Junction

Designed for easy access maintenance
equipment to branch line from road level.
Available in M&F, for close fit to MS or F&F
for normal fitment on riser


Adjustment

Aymroo Maintenance Shaft
adjusted to grade by tilting.
Maximum deflection from
vertical 1:10

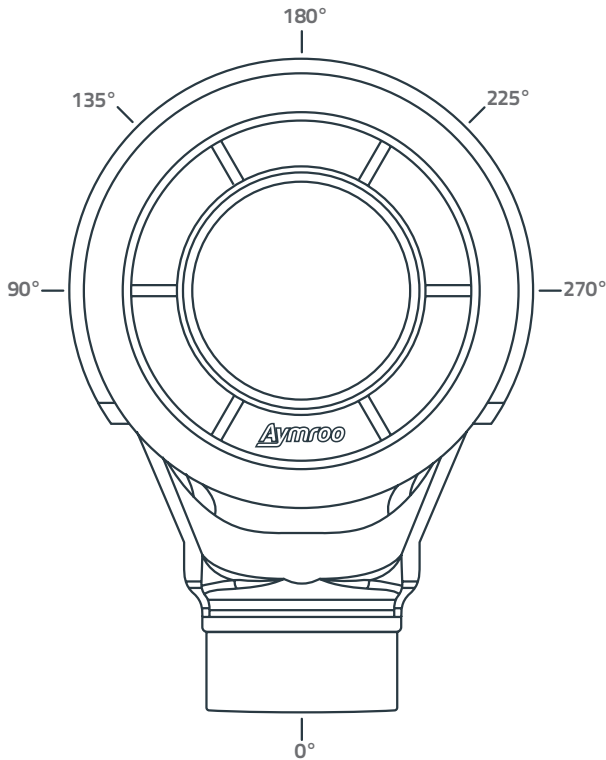
Aymroo Maintenance Shaft

Rubber Ring or other adaptors
can be fitted

SIDE VIEW



Aymroo Maintenance Shaft
Small footprint reduces required
excavation



Store	Job Reference
Contact Name	Phone
Email	
Address	
Quote #	Order #
Delivery Date requested*	
Notes	
Signed	Date
Quoted by	Date
Product name /Reference	

Options (please tick)

Connection type	<input type="checkbox"/> SWJ	<input type="checkbox"/> RRJ	<input type="checkbox"/> RibTek
Riser Diameter	<input type="checkbox"/> 225mm	<input type="checkbox"/> 300mm	
Cap	<input type="checkbox"/> Locking	<input type="checkbox"/> Threaded	

Accessories (please tick)

Riser Junction	<input type="checkbox"/> M&F	<input type="checkbox"/> F&F	
Kicker Bend	<input type="checkbox"/> 1°	<input type="checkbox"/> 2° <input type="checkbox"/> 3° <input type="checkbox"/> 4° <input type="checkbox"/> 5°	
Vario Bend	<input type="checkbox"/> 635mm rad	<input type="checkbox"/> 3m rad	
Riser Shroud Pipe	<input type="checkbox"/> 375 PVC		
Trafficable Cover	<input type="checkbox"/> Class B concrete encased	<input type="checkbox"/> Class D lid & frame only	<input type="checkbox"/> Top Hat class D + shroud

Inlet #1

Diameter	<input type="checkbox"/> 100mm	<input type="checkbox"/> 150mm	<input type="checkbox"/> 225mm
Deflection	(90°–270°)		
Grade	%		
Invert Height	mm (min. 30mm)		

Inlet #2

Diameter	<input type="checkbox"/> 100mm	<input type="checkbox"/> 150mm	<input type="checkbox"/> 225mm
Deflection	(90°–270°)		
Grade	%		
Invert Height	mm (min. 30mm)		

Outlet

Diameter	<input type="checkbox"/> 100mm	<input type="checkbox"/> 150mm	<input type="checkbox"/> 225mm
Outlet	0°		
Grade	1%		

* While Aymroo will endeavour to meet requested date, order will be pending current production lead times, stock & shipping.

Disclaimer: Aymroo Maintenance Shafts are made to order items. All products sold by Aymroo to its customers are strictly in accordance with Aymroo's standard Terms and Conditions of Sale Agreement. By signing and submitting this order form, the customer acknowledges AYMROO will not accept any Goods returned for credit where the Goods have been manufactured to specifically meet the order of The Customer, such as special fabrication or Maintenance Shafts.

Return Form to | fax 1300 052 857 | email sales@aymroo.com.au | Sales Rep



Store	Job Reference	Notes	
_____	_____	_____	
Contact Name	Phone	_____	
_____	_____	_____	
Email	_____		
_____	_____		
Address	_____		
_____	_____		
Quote #	Order #	Signed	Date
_____	_____	_____	_____
Delivery Date requested*	Quoted by	Date	
_____	_____	_____	

Options (please tick)

Connection type SWJ RRJ Other

Riser Diameter 225mm 300mm

Cap Locking Threaded

Accessories (please tick)

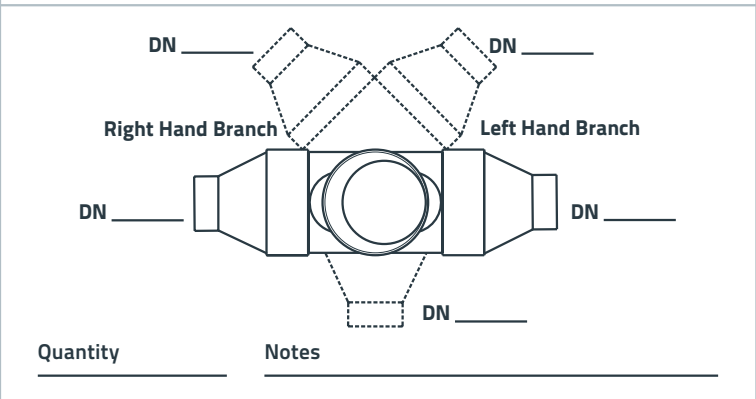
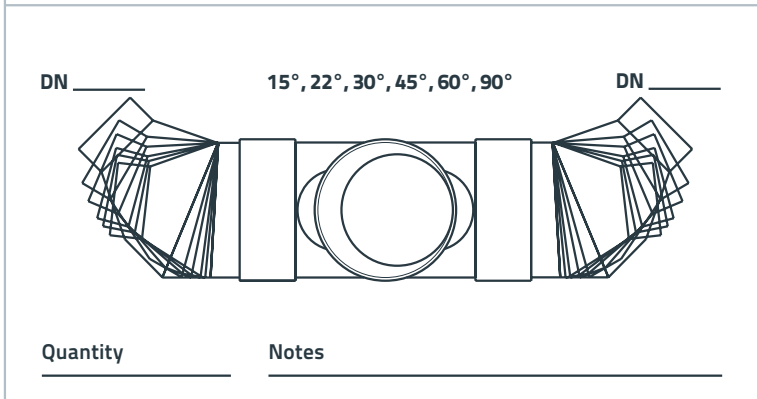
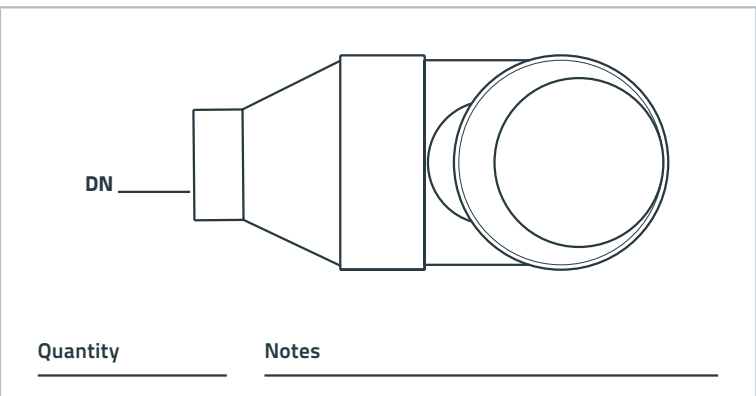
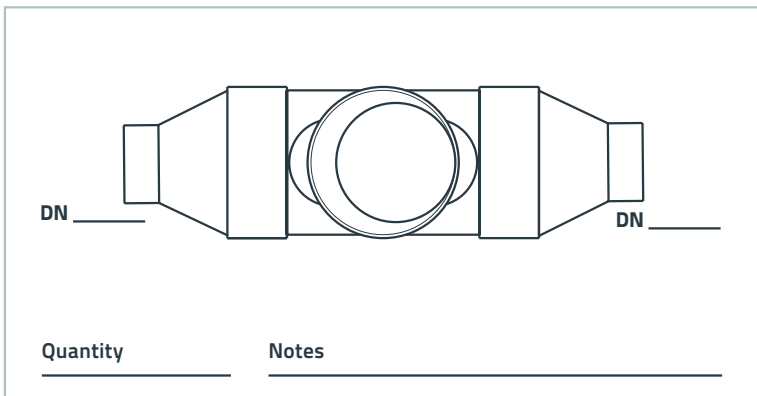
Riser Junction M&F F&F

Kicker Bend 1° 2° 3° 4° 5°

Vario Bend 635mm rad 3m rad

Riser Shroud Pipe 375 PVC

Trafficable Cover Class B Class C Class D



Return Form to | fax 1300 052 857 | email sales@aymroo.com.au | Sales Rep _____

* While Aymroo will endeavour to meet requested date, order will be pending current production lead times, stock & shipping.

Disclaimer: All products sold by Aymroo to its customers are strictly in accordance with Aymroo's standard Terms and Conditions of Sale Agreement. By signing and submitting this order form, the customer acknowledges AYMROO will not accept any Goods returned for credit were the Goods have been manufactured to specifically meet the order of The Customer, such as Special Fabrications or Maintenance Shafts.

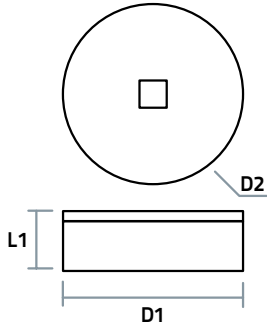
CIVIL PRODUCTS

All our products are quality-endorsed and certified to applicable Australian standards. If you can imagine it, we can build it which has made us the first point of contact for that hard to find PVC product.

Aymroo is an industry leader in moulded and fabricated fittings. We have a reputation for supplying quality practical solutions.

Our focus is to create effective product to provide installers a solution for Stormwater and Sewer projects.

> Access Caps



Access Caps



Vario Bends

> Frequently Asked Questions

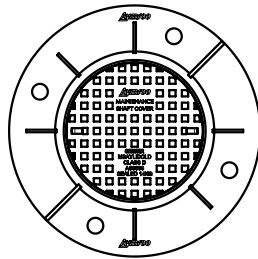
Are Step Irons approved to Australian Standard AS/NZS1657?

Yes, Aymroo Step Irons are approved to Australian Standard and regularly tested.

What size drill bit can be used for Aymroo Step Irons?

Installation of the Aymroo Step Irons requires a 26mm masonry drill bit.

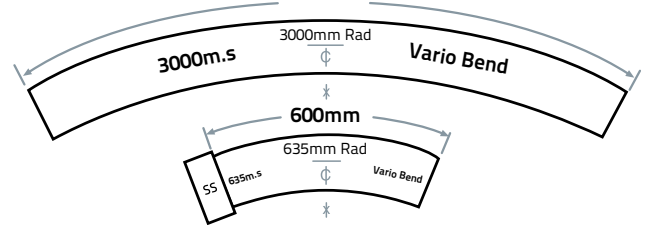
> Covers



Covers

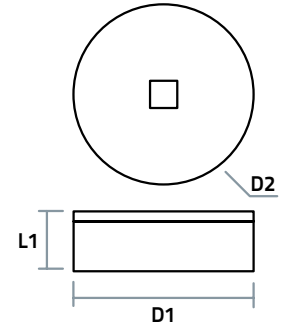


> Vario Bends



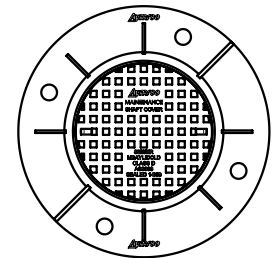
Access Caps

Product Code	Description	Construction
MSACL25000	225mm Maintenance Shaft Locking Cap	Moulded
MSACL30000	300mm Maintenance Shaft Locking Cap	Moulded
MSACSPAN	Access Cap Spanner	



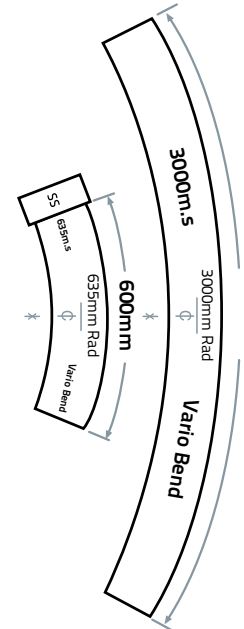
Covers

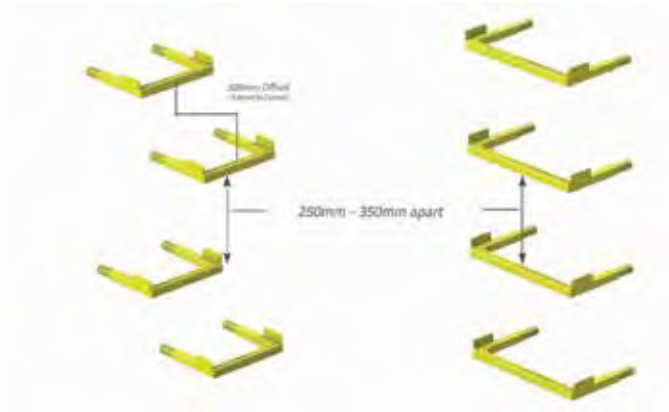
Product Code	Description
MSAYLIDCLB	Class B Cover - concrete surround
MSAYLIDCLD	Class D Cover
MSTOPHATCLD	MS Cover Class D Top Hat
COVERLIFTER	Maintenance Shaft Lifter Tool



Vario Bends

Product Code	Description	Construction
MSVB63545	150 x 635 x 45° Vario Bend w/socket	Moulded
MSVB30020	150 x 3000 x 20° Vario (Spigot both ends)	Moulded





Step Irons

Aymroo Step Irons are manufactured from high strength steel bar and are fully encapsulated in tough yellow polypropylene for visibility underground. There are no sharp edges or corners on Aymroo Step Irons and the 25mm sides stop feet slipping off. Aymroo Step Irons comply with strength requirements of EN13101, including vertical, pull out and impact tests. Load strength is greater than 4kN and they have a pull out strength of 5kN. They can be set into pre-case structures during concrete pour, caulked into a drilled hole with epoxy resin or quick setting cement or fitted into Aymroo polypropylene inserts.



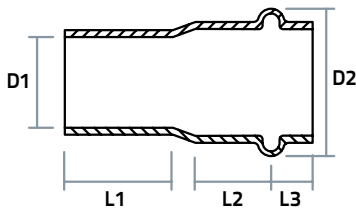
Step Irons

Product Code	Description	Construction
STEP175YW	175mm Step Irons - Yellow Plastic Encapsulated	Moulded
STEP225YW	225mm Step Irons - Yellow Plastic Encapsulated	Moulded
STEP283YW	283mm Step Irons - Yellow Plastic Encapsulated	Moulded
STEP375YW	375mm Step Irons - Yellow Plastic Encapsulated	Moulded
STEP400YW	400mm Step Irons - Yellow Plastic Encapsulated	Moulded



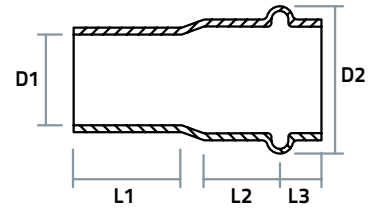
Aymroo Rubber Ring Adaptors (up to 300mm) are now injection moulded and supplied standard with a rubber ring socket, rubber ring and a spigot. Aymroo's Rubber Ring Adaptors are the ideal fitting to convert SCJ fittings to a rubber ring joint.

> Rubber Ring Adaptors



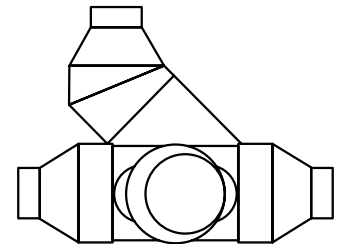
Rubber Ring Adaptors

Product Code	Description	Construction
MSRR100	100mm Rubber Ring Adaptor	Moulded
MSRR150	150mm Rubber Ring Adaptor	Moulded
MSRR225	225mm Rubber Ring Adaptor	Moulded
MSRR300	300mm Rubber Ring Adaptor	Moulded



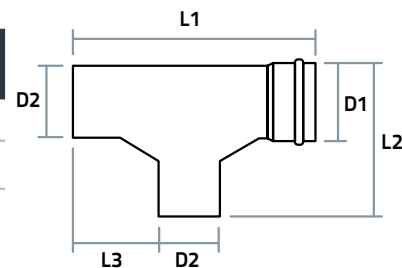
Riley Junctions

Product Code	Description	Construction
JNSR1501049RRR	150 x 100 x 45°/90° DWV Riley Junction RRJ	Fabricated
JNSR1501549RRR	150 x 150 x 45°/90° DWV Riley Junction RRJ	Fabricated
JNSR2251049GRP	225 x 100 x 45°/90° DWV Riley Junction RRJ GRP	Fabricated



Drop Junctions

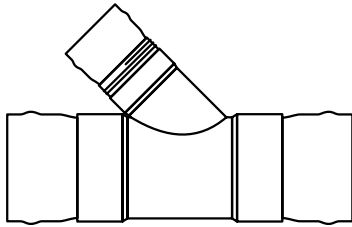
Product Code	Description	Construction	D1	D2	L1	L2	L3
DRJN150150	150 x 150	Fabricated	DN150	DN150	600	341	220
DRJN225225	225 x 225	Fabricated	DN225	DN225	746	494	240
DRJN300300	300 x 300	Fabricated	DN300	DN300	940	623	302



Used in manhole applications, Aymroo Drop Junctions have gussets for easy manipulation of sewer line inspection cameras and improved flow of waste water. Aymroo Drop Junctions are supplied standard with RRJ Socket, SCJ line and branch Spigots. Also referred to as a Drop Tee.

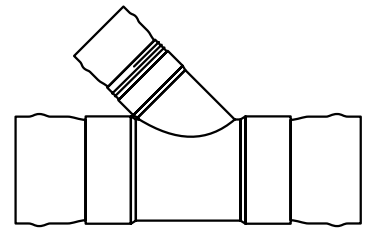
Rubber Ring Junctions 45° FF RRJ GRP, 45° RRJx3

> Rubber Ring Junction



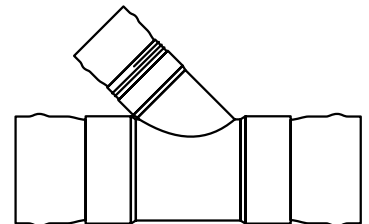
45° Rubber Ring Junctions FF RRJ GRP

Product Code	Description	Construction
JNSR100104GRP	100 x 100 x 45° DWV Junction FF RRJ GRP	Fabricated
JNSR150104GRP	150 x 100 x 45° DWV Junction FF RRJ GRP	Fabricated
JNSR150154GRP	150 x 150 x 45° DWV Junction FF RRJ GRP	Fabricated
JNSR225104GRP	225 x 100 x 45° DWV Junction FF RRJ GRP	Fabricated
JNSR300104GRP	300 x 100 x 45° DWV Junction FF RRJ GRP	Fabricated



45° Rubber Ring Junctions RRJ x 3

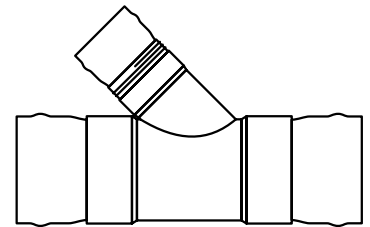
Product Code	Description	Construction
JNSR150104RRR	150 x 100 x 45° DWV Junction RRJ x 3	Fabricated
JNSR150154RRR	150 x 150 x 45° DWV Junction RRJ x 3	Fabricated
JNSR225104RRR	225 x 100 x 45° DWV Junction RRJ x 3	Fabricated
JNSR225154RRR	225 x 150 x 45° DWV Junction RRJ x 3	Fabricated
JNSR225224RRR	225 x 225 x 45° DWV Junction RRJ x 3	Fabricated
JNSR300104RRR	300 x 100 x 45° DWV Junction RRJ x 3	Fabricated
JNSR300154RRR	300 x 150 x 45° DWV Junction RRJ x 3	Fabricated
JNSR300224RRR	300 x 225 x 45° DWV Junction RRJ x 3	Fabricated
JNSR300304RRR	300 x 300 x 45° DWV Junction RRJ x 3	Fabricated
JNSR375154RRR	375 x 150 x 45° DWV Junction RRJ x 3	Fabricated



Rubber Ring Junctions 45° RRJ main/SWJ Branch, 45° MF RRJ GRP, 90° FF RRJ GRP, 90° RRJx3

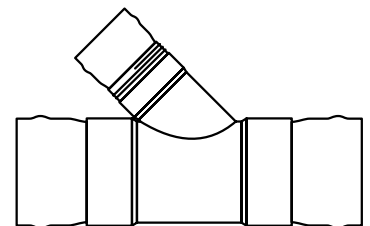
45° Rubber Ring Junctions RRJ main/SWJ Branch

Product Code	Description	Construction
JNSR150104RRF	150 x 100 x 45° DWV Junction RRJ main / SWJ Branch	Fabricated
JNSR150154RRF	150 x 150 x 45° DWV Junction RRJ main / SWJ Branch	Fabricated
JNSR225104RRF	225 x 100 x 45° DWV Junction RRJ main / SWJ Branch	Fabricated
JNSR225154RRF	225 x 150 x 45° DWV Junction RRJ main / SWJ Branch	Fabricated
JNSR225224RRF	225 x 225 x 45° DWV Junction RRJ main / SWJ Branch	Fabricated
JNSR300104RRF	300 x 100 x 45° DWV Junction RRJ main / SWJ Branch	Fabricated
JNSR300154RRF	300 x 150 x 45° DWV Junction RRJ main / SWJ Branch	Fabricated
JNSR300224RRF	300 x 225 x 45° DWV Junction RRJ main / SWJ Branch	Fabricated



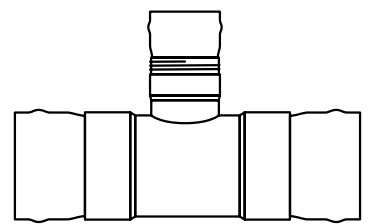
45° Rubber Ring Junctions MF RRJ GRP

Product Code	Description	Construction
JNSR150104GRPFMF	150 x 100 x 45° DWV Junction MF RRJ GRP	Fabricated
JNSR150154GRPFMF	150 x 150 x 45° DWV Junction MF RRJ GRP	Fabricated



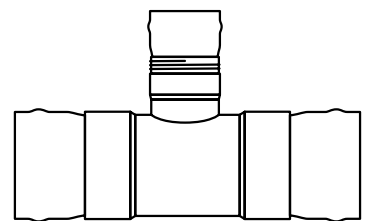
90° Rubber Ring Junctions FF RRJ GRP

Product Code	Description	Construction
JNSR150109GRP	150 x 100 x 90° DWV Junction FF RRJ GRP	Fabricated
JNSR150159GRP	150 x 150 x 90° DWV Junction FF RRJ GRP	Fabricated



90° Rubber Ring Junctions RRJ x 3

Product Code	Description	Construction
JNSR150109RRR	150 x 100 x 90° DWV Junction RRJ x 3	Fabricated
JNSR150159RRR	150 x 150 x 90° DWV Junction RRJ x 3	Fabricated
JNSR225159RRR	225 x 150 x 90° DWV Junction RRJ x 3	Fabricated
JNSR225229RRR	225 x 225 x 90° DWV Junction RRJ x 3	Fabricated
JNSR300159RRR	300 x 150 x 90° DWV Junction RRJ x 3	Fabricated
JNSR300309RRR	300 x 300 x 90° DWV Junction RRJ x 3	Fabricated

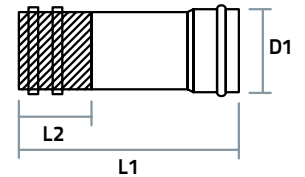




Sanded Manhole Coupling (Sanded Socket)

Product Code	Description	Construction
ACCESS100500	100mm	Fabricated
ACCESS100500FF	100mm FF	Fabricated
ACCESS150500	150mm	Fabricated
ACCESS150500FF	150mm FF	Fabricated
ACCESS225500	225mm	Fabricated
ACCESS225500FF	225mm FF	Fabricated
ACCESS300500	300mm	Fabricated
ACCESS300500FF	300mm FF	Fabricated

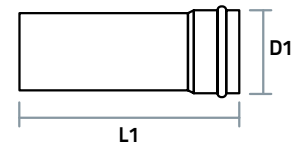
RRJ Socket on one end, sanded on other end, 500mm long. Can manufacture up to 700mm upon customer request



Rocker Pipe (Manhole Short)

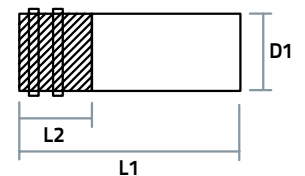
Product Code	Description	Construction
ACCESS100500RP	100mm	Fabricated
ACCESS150500RP	150mm	Fabricated
ACCESS225500RP	225mm	Fabricated
ACCESS300500RP	300mm	Fabricated

RRJ Socket on one end, sanded on other end, 500mm long. Can manufacture up to 700mm upon customer request



Sanded Manhole Spigot

Product Code	Description	Construction
ACCESS100500SP	100mm	Fabricated
ACCESS150500SP	150mm	Fabricated
ACCESS225500SP	225mm	Fabricated
ACCESS300500SP	300mm	Fabricated





Drain Matting



Ag-pipe

Drain Matting

Product Code	Description	Construction
001263	Drain Matting - 600mm x 50m Roll	N/A

Ag-pipe

Product Code	Description	Construction
RAP10020US	Unsocked 100mm x 20m SN8 Class 400 Ag-pipe	
RAP10050US	Unsocked 100mm x 50m SN8 Class 400 Ag-pipe	
RAP100100US	Unsocked 100mm x 100m SN8 Class 400 Ag-pipe	

SPECIAL FABRICATIONS

Aymroo are experts in the production of special fittings and custom-built fabrications to your design. We can also do modifications to our own line of products and fittings where required.

If a standard product can't solve your project and requires a special fabrication call, Aymroo on 1300 057 588.


We'll come up with a fitting that perfectly suits your needs.

To order a specialised fitting, please send a drawing of your requirements with your contact details and we will be more than happy to discuss a solution to your needs. See our special orders form in this catalogue.

If you can imagine it, we can fabricate it.



<u>Store</u>	<u>Job Reference</u>	<u>Notes</u>	
<u>Contact Name</u>	<u>Phone</u>		
<u>Email</u>			
<u>Address</u>			
<u>Quote #</u>	<u>Order #</u>	<u>Signed</u>	<u>Date</u>
<u>Delivery Date requested*</u>		<u>Quoted by</u>	<u>Date</u>



Return Form to | fax 1300 052 857 | email sales@aymroo.com.au | Sales Rep

* While Aymroo will endeavour to meet requested date, order will be pending current production lead times, stock & shipping.

Disclaimer: All products sold by Aymroo to its customers are strictly in accordance with Aymroo's standard Terms and Conditions of Sale Agreement. By signing and submitting this order form, the customer acknowledges AYMROO will not accept any Goods returned for credit were the Goods have been manufactured to specifically meet the order of The Customer, such as Special Fabrications or Maintenance Shafts.



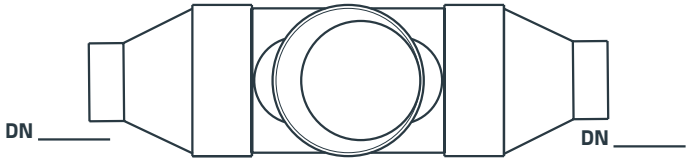
<u>Store</u>	<u>Job Reference</u>	<u>Notes</u>	
<u>Contact Name</u>	<u>Phone</u>		
<u>Email</u>			
<u>Address</u>			
<u>Quote #</u>	<u>Order #</u>	<u>Signed</u>	<u>Date</u>
<u>Delivery Date requested*</u>		<u>Quoted by</u>	<u>Date</u>

Options (please tick)

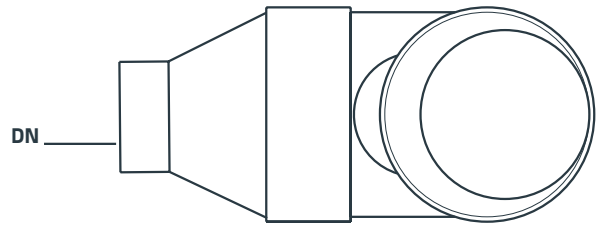
SWJ RRJ Other
 225mm 300mm
 Locking Threaded

Accessories (please tick)

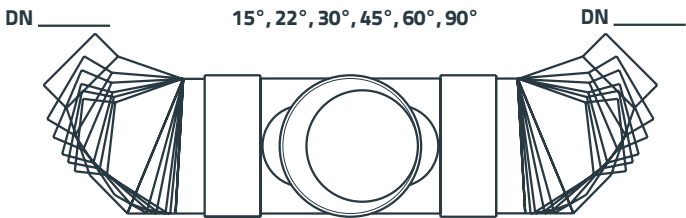
M&F F&F
 1° 2° 3° 4° 5°
 635mm rad 3m rad
 375 PVC
 Class B Class C Class D



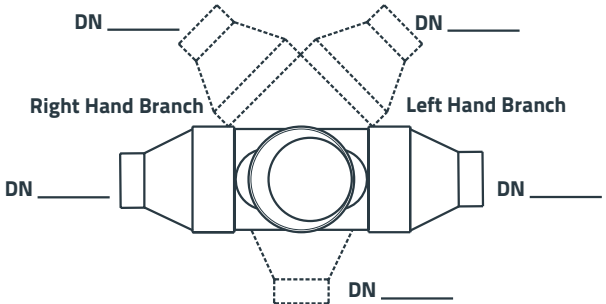
Quantity Notes



Quantity Notes



Quantity Notes

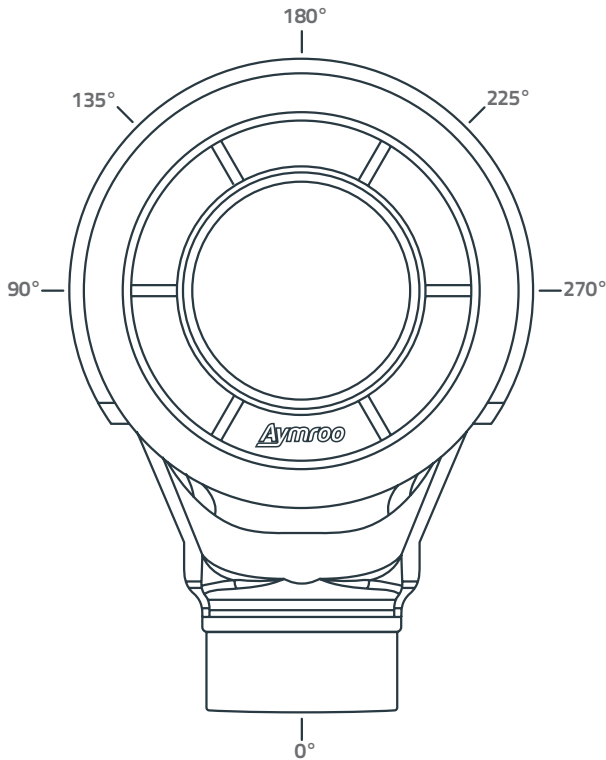


Quantity Notes

Return Form to | fax 1300 052 857 | email sales@aymroo.com.au | Sales Rep

* While Aymroo will endeavour to meet requested date, order will be pending current production lead times, stock & shipping.

Disclaimer: All products sold by Aymroo to its customers are strictly in accordance with Aymroo's standard Terms and Conditions of Sale Agreement. By signing and submitting this order form, the customer acknowledges AYMROO will not accept any Goods returned for credit were the Goods have been manufactured to specifically meet the order of The Customer, such as Special Fabrications or Maintenance Shafts.



Store _____ Job Reference _____

Contact Name _____ Phone _____

Email _____

Address _____

Quote # _____ Order # _____

Delivery Date requested* _____

Notes _____

Signed _____ Date _____

Quoted by _____ Date _____

Product name /Reference _____

Options (please tick)

Connection type SWJ RRJ RibTek

Riser Diameter 225mm 300mm

Cap Locking Threaded

Accessories (please tick)

Riser Junction M&F F&F

Kicker Bend 1° 2° 3° 4° 5°

Vario Bend 635mm rad 3m rad

Riser Shroud Pipe 375 PVC

Trafficable Cover Class B Class D Top Hat
concrete encased lid & frame only class D +shroud

Inlet #1

Diameter 100mm 150mm 225mm

Deflection _____ (90°-270°)

Grade _____ %

Invert Height _____ mm (min. 30mm)

Inlet #2

Diameter 100mm 150mm 225mm

Deflection _____ (90°-270°)

Grade _____ %

Invert Height _____ mm (min. 30mm)

Outlet

Diameter 100mm 150mm 225mm

Outlet _____ 0°

Grade _____ 1%

* While Aymroo will endeavour to meet requested date, order will be pending current production lead times, stock & shipping.

Disclaimer: Aymroo Maintenance Shafts are made to order items. All products sold by Aymroo to its customers are strictly in accordance with Aymroo's standard Terms and Conditions of Sale Agreement. By signing and submitting this order form, the customer acknowledges AYMROO will not accept any Goods returned for credit where the Goods have been manufactured to specifically meet the order of The Customer, such as special fabrication or Maintenance Shafts.

Return Form to | fax 1300 052 857 | email sales@aymroo.com.au | Sales Rep _____

Safety

- Solvent cement and primer fumes are hazardous and flammable.
- Ensure jointing is carried out in a well ventilated area with no ignition sources nearby.
- Do not smoke when using solvent cement and priming fluids.
- In the event of fire, smother with sand or earth or use suitable fire extinguisher.
- Do not mix solvent cement and primers and never add any other chemicals or agents to these products.
- Storage of solvent cement and primers should be in a cool place away from sources of heat and ignition.
- Keep solvent cement and primer solution containers sealed when not in use.
- Exposure of skin to solvent based products can lead to skin irritation, use solvent resistant gloves such as Ansell Smart Gloves.

If spilt on skin:

Wash area completely with soap and water.

If contact with eyes occurs:

Flush with copious amounts of clean water.

If swallowed:

Do not induce vomiting if Solvent Cement or Priming Fluid is swallowed.

If poisoning occurs:

Consult a doctor or Poisons Information Centre immediately.

Australia Poison Information Centre:

13 11 26

New Zealand National Poisons Centre:

(1800 POISON): 1800 764 766

TERMS AND CONDITIONS OF SALE AGREEMENT

The Customer set out in the Reference Schedule (Customer) has requested Aymroo Pty Ltd (ABN 92 003 426 435) (AYMROO) to supply goods and services (Goods) on the following terms and conditions

General

The Goods sold by AYMROO to the Customer are sold on these terms and conditions. Nothing in these terms and conditions, however, shall be construed as affecting any rights the Customer may have under the Competition and Consumer Act 2010 (Cth) and any relevant State or Territory Legislation which gives the Customer rights and remedies which cannot be modified or excluded.

Acceptance

The Customer acknowledges that it has been made aware of these terms and conditions, by either signing them or having them delivered in writing. These terms and conditions are deemed to be accepted on the earlier of the signing of these terms and conditions or when the Customer proceeds with an order with AYMROO.

Orders

AYMROO will only supply Goods upon receipt of an official written purchase order from the Customer. Orders may only be cancelled with AYMROO's written consent, on terms, which will reimburse AYMROO for any costs or loss (including but not limited to loss of profit) incurred. AYMROO may approve or reject a purchase order at its discretion.

Special Fabrications

Where the Customer engages AYMROO to manufacture Special Fabrications Goods (including Fittings and Maintenance Shafts of a special or unique specification), The Customer shall specify such unique fabrication specifications in writing at the time of placement of an official written purchase order to AYMROO. The Customer acknowledges waiver of any right to cancel orders for Special Fabrications Goods and AYMROO will not accept any Goods returned for credit were the Goods have been manufactured to specifically meet the order of The Customer, such as Special Fabrications or Maintenance Shafts. AYMROO will advise a lead time for the order, but will not be liable for any lead-time for supply or performance of any Special Fabrications Goods.

Information and Drawings

All descriptive specifications, illustrations, drawings, dimensions, weights and data supplied by AYMROO or otherwise available in brochures, price lists or other written or electronic media are approximate only, intended to provide general information which is subject to alteration without notice. It is the Customer's sole responsibility to determine the products suitability for the Customer's intended application and AYMROO will not be liable to the Customer under any circumstance in that regard.

Price

The price charged shall be AYMROO's price as supplied in writing and charged to the Customer's account at the price current for the date of delivery. Unless otherwise stated or advised by AYMROO, AYMROO's price offers or quotes are valid from notification for a period of thirty (30) days. All prices are subject to variation, at AYMROO's discretion, whether by annual % increase by Sydney CPI, by material price variation directly incurred by AYMROO or other method as deemed suitable by AYMROO at its absolute discretion. AYMROO reserves the right to add a surcharge for orders placed that are of less than a minimum order value. AYMROO reserves the right to alter agreed Custom Moulding pricing subject to tooling trials. All prices offered are net and exclude GST or any other government imposts. Should such charges become applicable they will be charged to the Customer's account.

Payment

Unless otherwise specified in an invoice issued by AYMROO, payment for the Goods shall be made by the Customer to AYMROO no later than the 30th day of the month following the month in which the Goods were delivered. The Customer must pay all invoices in full and shall not withhold payment or make deductions from the full amount for any items such as but not limited to rebates, claims, part claims or transaction costs.

The Customer agrees to indemnify AYMROO against all costs and expenses incurred by AYMROO in recovering payment owing by the Customer to AYMROO. If all or any part of the payment due to AYMROO by the Customer, is not made by the due date, AYMROO shall be entitled to charge the Customer interest on the amount outstanding, which shall be calculated at the margin of 5% per annum, above the Westpac Business Overdraft rate then charged, from the due date to the actual date of payment. The Customer also acknowledges that AYMROO may list the Customer as a defaulter with a relevant credit reporting agency should the Customer fail to settle any outstanding amount.

Credit

AYMROO will determine the credit limit (if any) for the Customer. AYMROO reserves the right to vary the credit limit or terminate a credit arrangement without giving prior notice. The Customer will indemnify AYMROO for any damage or loss suffered from any variation or termination of the Customer's credit limit. If AYMROO does not receive payment in full by the due date, then AYMROO may without notice

place the Customer on Stop Credit and suspend supply of Goods until payment including any applicable interest charge is received in full and the Customer cannot make any claim (of any nature) if AYMROO elects to do so.

Risk and title

The risk in the Goods will transfer to the Customer upon delivery to the Customer or upon delivery to the Customer's nominated carrier, whichever occurs earlier, or where Goods are stored as agreed on behalf of the Customer, at the time Goods are transferred to AYMROO's storage area.

Ownership of, and title to, the Goods will remain with AYMROO until such time the Customer has paid all amounts owing for the particular Goods to AYMROO and met all other obligations due to AYMROO pursuant to these terms and conditions.

Personal Property Security Interests

The Customer acknowledges and agrees that under this clause AYMROO has a Security Interest for the purposes of the Personal Property Securities Act 2009 (Cth) (**PPS Act**) in the Goods and any proceeds until payment is received in full by AYMROO and which includes a purchase money security interest (**PMSI**) as defined by the PPS Act. The Customer acknowledges and agrees that this agreement constitutes a Security Agreement and that under this agreement the Customer grants Security Interests to AYMROO including without limitation, a retention of title in respect of the Goods and secondly, a charge over the Goods. A PMSI has attached to all Goods supplied now or in the future to the Customer and the Customer agrees that the attachment of the PMSI has in no way been deferred or postponed.

If the Goods are used by the Customer in any way, or sold by the Customer, the Customer must hold such part of the proceeds of any such sale as represents the invoice price of the Goods sold in a separate identifiable account as the beneficial property of AYMROO, until payment in full for the Goods is made to AYMROO.

The Customer acknowledges that AYMROO may perfect its Security Interests by lodging a financing statement on the Personal Property Securities Register established under the PPS Act and acknowledges that the Security Interest over the Goods (and the proceeds) is a PMSI under the PPS Act to the extent that it secures payment of the amounts owing in relation to the Goods. The Customer will do anything reasonably required by AYMROO to enable it to register the Security Interest, with the priority AYMROO requires, and to maintain the registration. The Customer also irrevocably and unconditionally grants AYMROO, its agents and servants, leave and license to enter any premises occupied by the Customer without liability for any trespass or any resulting damage and retake possession of the Goods. The Customer expressly agrees to contract out of the enforcement provisions referred to at sections 115(1)(a) to (r) (inclusive) of the PPS Act and waives its right to receive a copy of any financing statement or any financing change statement, verification statement and/or notice in relation to a registration event under the PPS Act in respect of the Security Interest created by these terms and conditions.

Delivery

AYMROO will advise its best estimate for delivery date and shall not be held liable for late or non delivery. The Customer shall not have the right to cancel any order nor be relieved from any liability to accept or pay for the Goods by reason of any delay in delivery, and Aymroo shall not be held liable for late or non delivery. AYMROO reserves the right to choose the method of transport and to make delivery by instalments if required.

Unless otherwise stated in writing, Goods are supplied free in store (FIS), subject to minimum invoice values or other surcharges, to the metropolitan areas of either, Adelaide, Melbourne, Sydney, Newcastle, Wollongong, Gosford, Brisbane, Gold Coast, Sunshine Coast, Canberra, Perth, Townsville, Darwin and Hobart. For delivery outside these areas, AYMROO will deliver to the Customer's nominated transport depot in the said metropolitan areas, with freight costs and insurance from that point on being the responsibility of the Customer, otherwise, the Customer authorises AYMROO to make arrangements on its behalf with the Customer's nominated carrier for delivery of Goods, to the Customer's nominated delivery address, at the Customer's expense and risk.

Unless otherwise stated in writing, the Goods will be packed in accordance with AYMROO's customary standard of packing. Any special packaging required by the Customer shall be specified by the Customer or if deemed necessary, specified by AYMROO, such specified packaging shall be charged for at the Customer's expense.

Force Majeure

AYMROO shall not be responsible for any failure to fulfil any term of these terms and conditions if fulfilment has been delayed, curtailed or prevented by any circumstances whatsoever which are outside of AYMROO's control, or due to failure of AYMROO's machinery or failure of a supplier of AYMROO.

Claims

Claims of non-receipt, quality or short shipment of Goods must be received by AYMROO in writing within seven (7) days from the date of delivery or date of notification of product being ready for shipment. AYMROO is not obliged to process a claim if received after this seven (7) day period. AYMROO will not accept any Goods returned for credit without prior written approval from AYMROO. Goods returned for

credit (if accepted by AYMROO) must be in original condition, are returned at the Customer's cost and will be subject to a handling charge and minimum restocking fee of 15%.

Limitation of Liability

The Customer acknowledges that it has not relied on any representation or warranty made by or on behalf of AYMROO, except for those required or implied by legislation. AYMROO's liability for a breach of a condition or warranty is limited to, in the case of Goods, the replacement of the goods, the payment of the cost of the Goods, the repair or cost of repair the Goods or the supply or the cost of supply of equivalent Goods and in the case of services, supplying the service again or payment of the cost of having the service supplied again. Except to the extent the law provides that liability is not able to be excluded, AYMROO is not liable for physical, or financial injury, loss or damage or for consequential loss (including but not limited to liquidated damages, loss of business, loss of contract, loss of production, loss of profits or goodwill, loss of revenue, loss of opportunities or legal costs) or damage of any kind arising directly or indirectly in respect of the Goods, any services supplied by AYMROO or the failure of AYMROO to comply with these terms and conditions.

Intellectual Property Rights

The patent, registered design, trademark and copyright rights held by AYMROO and relating to Goods offered or supplied by AYMROO shall remain the absolute intellectual property of AYMROO and such intellectual property shall not be reproduced or disclosed without AYMROO's written consent. It is specifically agreed by the Customer that purchase of the Goods does not confer on the Customer any licence or rights to the intellectual property and the Customer shall not use any intellectual property of AYMROO to the advantage of the Customer nor to the detriment of AYMROO.

The Customer warrants that any design or instruction furnished to AYMROO shall not be such as will cause AYMROO to infringe any patent, registered design, trademark or copyright or involve the unauthorised disclosure of confidential information in the execution of the Customer's order and the Customer agrees to indemnify AYMROO against any infringement or threatened infringement or allegation of unauthorised use of patents, registered designs, trademarks, copyright or confidential information arising out of the manufacture or use of the Goods.

Conflict

Where any conflict exists between any other agreement between the Customer and AYMROO and this agreement, this agreement prevails.

Personal Guarantee by Director(s)

This clause applies where the "Customer" named in the Reference Schedule is a company. Each Director set out in the Reference Schedule (**Guarantor**) personally irrevocably and unconditionally guarantees to AYMROO the due and punctual payment of all monies by the Customer to AYMROO and the performance of all the obligations undertakings and provisions contained in or implied by these terms and condition on the Customer.

The Guarantor irrevocably and unconditionally indemnifies AYMROO against all costs, expenses, damages and losses suffered or incurred by AYMROO as a result of any failure by the Customer to pay in a due and punctual manner any monies in accordance with these terms and conditions or any breach of any of the covenants and conditions contained in or implied by these terms and conditions on the Customer and/or the Guarantor. Each Guarantor charges its rights, title and interest in any real property owned by him or her in favour of AYMROO to secure their obligations under these terms and conditions and which gives AYMROO a right to lodge a caveat over any such property.

If there is more than one (1) Guarantor, then these terms apply to each of them severally and jointly. The guarantee and indemnity in this clause continues to apply despite the Customer becoming insolvent or due to any other act or thing.

Variation

Any agreed variation between the Customer and AYMROO shall be in writing and signed by an authorised officer of the Customer and of AYMROO. AYMROO reserves the right to review and alter these Terms and Conditions Of Sales from time to time.

Assignment

The Customer must not assign, transfer or otherwise deal with its rights and obligations under these terms and conditions without the prior written consent of AYMROO. AYMROO may assign, transfer or otherwise deal with its rights and obligations under these terms and conditions by providing notice in writing to the Customer.

Governing Law

This agreement is made in New South Wales and the Customer agrees that supply of the Goods by AYMROO to the Customer and these terms and conditions will be governed by the laws of New South Wales, Australia.

AS/NZ 1260:2009	Australian/New Zealand Standard. PVC-U pipes and fittings for drain waste and vent applications
AS/NZ 1254:2010	Australian/New Zealand Standard. PVC-U pipes and fittings for storm water and surface water applications
ATS 5200.006-2005	Australian Technical Specifications for plumbing and drainage products
Bend	DWV (Sewer) Corner
BEP-uPVC	Best Environmental Practice Unplasticised Poly Vinyl Chloride
Branch	Take Off, Junction
BTS	Bolted Trap Screw
DN	Diameter Nominal
DWV	Drain Waste Vent, Sewer
EW	Earthen Ware, Clay Pipe
Elbow	Stormwater Corner
FRC	Fibre Reinforced Concrete Pipe
F&F	Female Socket and Female Socket, F+F
IO	Inspection Opening
ISO9001: 2008	Quality Management System
LIT	Level Invert Taper, Reducer, Level Invert Reducer
LTS	Locking Trap Screw
M&F	Male Spigot and Female Socket, M+F
M&M	Male Spigot and Male Spigot, M+M
RRJ	Rubber Ring Joint
SCJ	Solvent Cement Joint, Solvent Weld Joint (SWJ)
SN	Stiffness Number
Socket	Female, F
Spigot	Male, M
SW	Stormwater
TAC	Threaded Access Cap
uPVC	Unplasticized Poly Vinyl Chloride, uPVC , PVCU
Watermark	Watermark, product with the W logo complies with the relevant Standard



Accreditations

Aymroo has ISO90001 (Quality Management System) accreditation. DWV and Stormwater fittings moulded and fabricated to AS/NZS1260 and AS/NZS1254 standards. Maintenance Shaft Systems manufactured to AS/NZS4999 standard and appraised by the Water Services Association of Australia (WSAA Product Appraisal 02/10). Reflux valves manufactured to ATS5200.006 Watermark. Aymroo products are recommended and approved by all major water boards and water supply authorities in Australia.

In the interests of constant product improvement, Aymroo reserves the right to vary specifications without notice.



For further information on all AYMROO products, visit aymroo.com.au

Call: 1300 057 588

Fax: 1300 052 857

We Thank you for supporting Australian Businesses and Manufacturing

Due to limitations in the printing process, the colours in this brochure are a guide only. We reserve the right to vary specifications or delete products from the range without prior notification.

Date of issue: May 2023