


DCV Backflow Preventers **4AE-100 SERIES**



Sizes 65mm - 250mm



| | |
|-----------------|--|
| Job Name: | |
| Job Location: | |
| Engineer: | |
| Contractor: | |
| Tag: | |
| PO#: | |
| Rep: | |
| Wholesale Dist: | |

DOUBLE CHECK VALVES

The Apollo® MODEL 4AE-100 Double Check Valves are designed to prevent contamination of the potable water supply due to back-siphonage or backpressure from substances that are objectionable, but non-health hazards. The TriForce™ center stem guided check valves feature replaceable and reversible silicone seat discs. Table E Flange.

FEATURES

- Medium hazard protection against back-pressure/back-siphonage
- Easy maintenance - no special tools required
- Snap-in check retainers; 65-150mm
- Bolted-in checks: 200 - 250mm
- Low head loss
- Stem guided TriForce™ check valves
- Corrosion resistant
- Horizontal or vertical installation
- Designed, manufactured, assembled and tested in South Carolina, USA
- 5 year warranty

PERFORMANCE RATING

- Maximum working pressure 1,200kPa
- Operating temp. range 1°C - 60°C

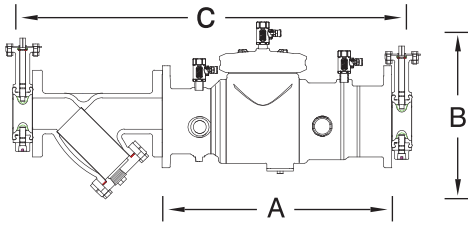
APPROVALS

- AS2845.1 WM - 022183 Approved
- Watercare Approved

STANDARD MATERIALS LIST

| | |
|-----------------|-------------------|
| Body and covers | Epoxy Coated DI |
| Springs | Stainless Steel |
| Check valves | PPO/Bronze/SS |
| Seat Discs | Silicone |
| Test Cocks | Bronze/SS handles |

Submittal Sheet

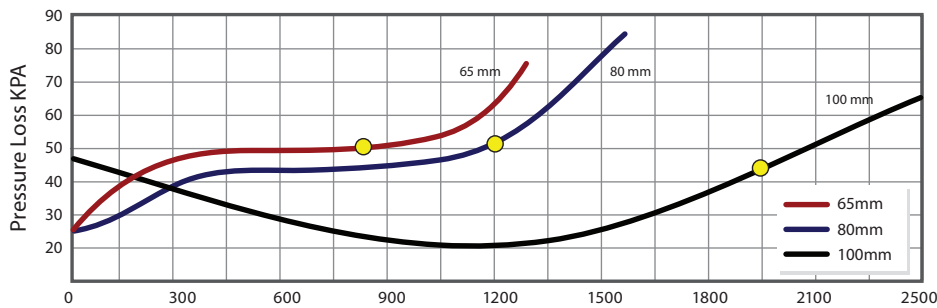


DIMENSIONS

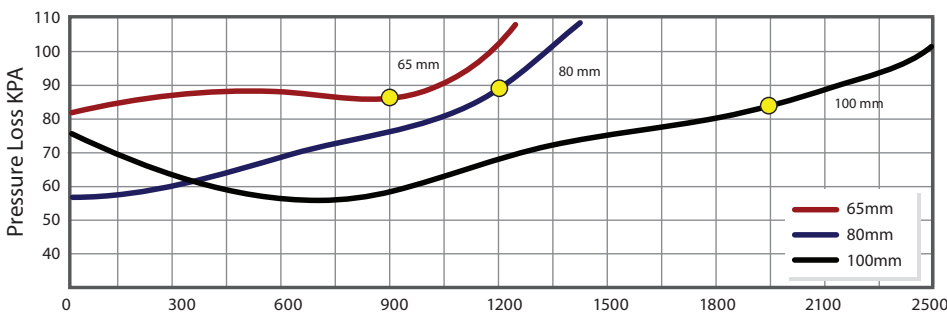
| Complete Valve Code* Size | ADC65 65mm. | ADC80 80 mm. | ADC100 100mm. | ADC150 150 mm. | ADC200 200 mm. | ADC250 250 mm. |
|------------------------------|----------------|-----------------|------------------|-------------------|-------------------|-------------------|
| A (DCV device length) | 550 | 550 | 623 | 877 | | |
| B (Height of assembly) | 399 | 423 | 501 | 671 | | |
| C (Length w/bfly valves) | 914 | 938 | 1079 | 1461 | | |
| C (Length w/gate valves) | 1204 | 1252 | 1433 | 1881 | | |
| Width of assembly | 254 | 254 | 339 | 447 | | |
| Weights | kg. | kg. | kg. | kg. | kg. | kg. |
| Net Wt. (Device Only) | 40 | 42 | 62 | 158 | | |

*COMPLETE WITH BALL VALVES, STRAINER AND NIPPLE

FLOW CURVES



Flow Rate l/m



Flow Rate l/m

PRODUCT CODES

| Code | Description |
|--------|--------------------|
| ADC65 | DCV 65mm Complete |
| ADC80 | DCV 80mm Complete |
| ADC100 | DCV 100mm Complete |
| ADC150 | DCV 150mm Complete |
| ADC200 | DCV 200mm Complete |
| ADC250 | DCV 250mm Complete |

Customer Services (09) 837 9330
www.aqualine.co.nz

This specification is provided for reference only. Aqualine Products Ltd. reserves the right to change any portion of this specification without notice and without incurring obligation to make such changes to Apollo products previously or subsequently sold. Please visit www.aqualine.co.nz for the most current information.

Apollo backflow supplied in New Zealand by

