

2-Inch Anti-Glare Downlight

User Manual

01 / PACKAGE CONTENT

2-inch anti-glare downlight × 6
Template × 1

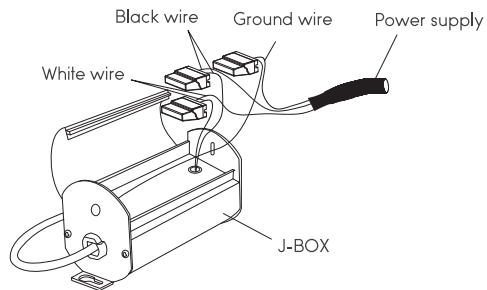
02 / INSTALLATION

1. Turn off the power before installing. Cut a hole in the ceiling according to the template.
2. Open the junction box cover. Now remove the knockout to fit the wires.
3. Pass the wires through the knockout and connect them accordingly to the wires in the junction box.
4. Close the junction box cover, then insert it into the hole in the ceiling.

New construction applications: The junction box must be tightly fixed to the studs, joists or similar fixed structural units.

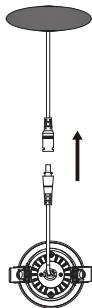
Remodel applications: If the mounting plates, joists or similar fixed structural units have been concealed, the junction box doesn't need to be tightly fixed.

Fig.1



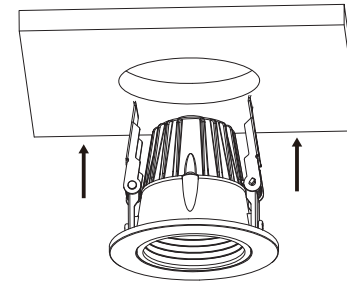
5. Connect the male & female connectors together.

Fig.2



6. Push in and hold the spring clips, then gently place the downlight into the ceiling.

Fig.3



7. Turn the power back on to check that the downlight is correctly installed.

03 / SPECIFICATIONS

2-Inch Anti-Glare Downlight	
Power	9W
Luminous flux	600lm
Color temperature	3000K Warm White
Voltage	120V
Beam angle	36°
CRI	>90
Certification	ETL, Energy Star, JA8 & T24
Lifespan	50,000hrs
Dimming range	10%-100%
Working temperature	-13°F-113°F
Material	Aluminum
Color	White
Power cord length	11.8 inches

04 / COMPATIBLE DIMMER LIST

LUTRON: SCL-153P, S-600-WH, DVWCL-153PH, DV-600P-WH, DVLV-600P-WH, DVCL-153P-WH, DVELV-300P-WH, MRF2-6ELV-120-WH, MRF2-600M-SW, MALV-600-WH, TTCL-100DH-WH-C, TBL03, VT-600-13-WH, VTELV-600M-W-WH, NLV-600-WH, NTLV-600-WH, NT-600, NTELV-600-WH, N-600-WH, AY-600-WH, SELV-300P

LEVITON: 6681, IPI06-1L, 6672-L, IPL06-12A, 6631-L

05 / WARNING

1. For your safety, this fixture MUST be installed by qualified electricians in accordance with the local electric codes and standards.
2. TURN OFF THE POWER at the electrical panel before installing or beginning maintenance.

06 / WARRANTY

TORCHSTAR warrants that this product is free from defects in materials and workmanship for a period of 5 years from the day of purchase. If the product has been misused, damaged by accident or in any other way of improper use, this warranty becomes void.

07 / MANUFACTURER CONTACT INFO

Website: www.torchstar.us

E-mail Address: info@torchstar.us

Phone Number: 800-990-7688

TORCHSTAR