

Linear High Bay Light Fixture

User Manual

01 / WARNING

- The fixture is only allowed to use on AC100-277 volts 60Hz circuits.
- Turn off power before installation.
- Suitable for damp locations.
- Risk of electric shock - do not use where directly exposed to water.
- Not for use where directly exposed to the weather.
- Do not use this fixture close to any source of heat.
- Place the device out of reach from children under 3 years old.

02 / COMPONENTS



A: Hook*2



B: large pointed pin cross wood screws*4



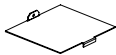
C: Wire nut*5



D: Steel String*2



E: Junction box*1



F: Baffle*2



G: Screws*2

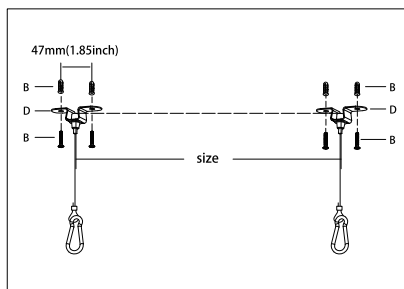


H: Screws*4

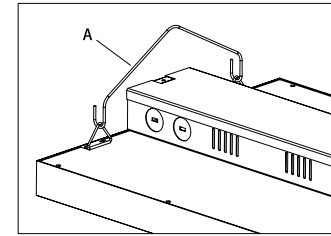
02 / INSTALLATION

Suspended Mount

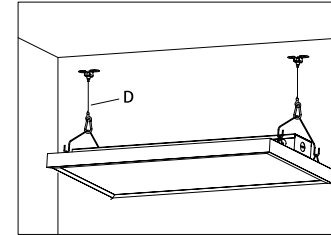
1. According to the dimension, fix the ceiling hook to the ceiling with the screws (B).



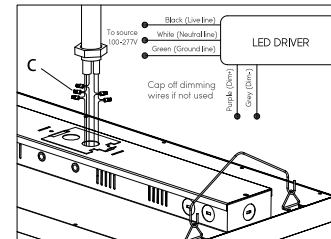
2. Attach the hook (A) to the fixture.



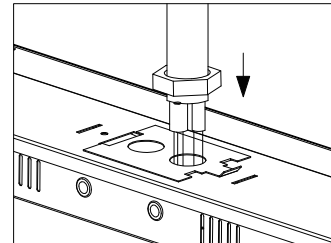
3. Attach the steel strings (D) to the hooks to hang the light fixture on the ceiling hook and the other end hanging on the hook (A). Adjust the two steel strings (D) and make the fixture to be balanced.



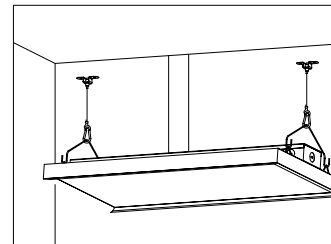
1. Cut off the power and connect the cables with the wire nut (C) as shown below.



5. Insert the terminal cap and wires into the driver box.

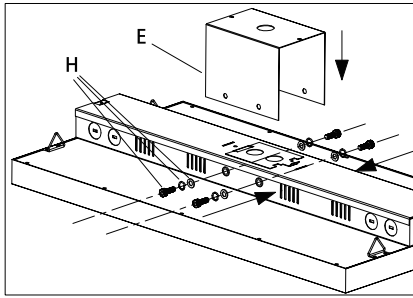


6. Insert the wire terminal joint to the wire entry. The installation is completed.

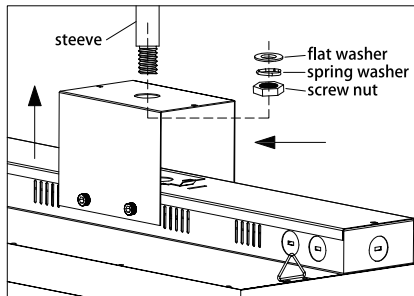


Ceiling Mount

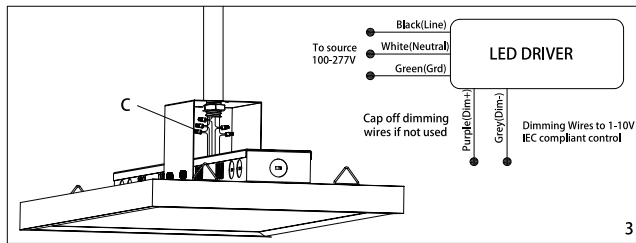
1. Fix the junction box (E) on the fixture with the supplied screws (H).



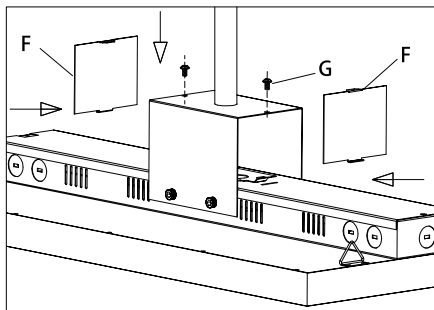
2. Fix the junction box (E) to the steeve.



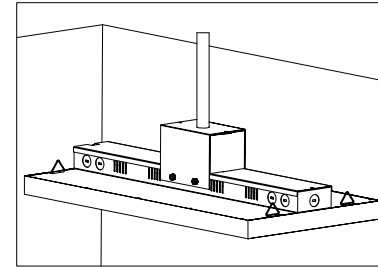
3. Cut off the power and connect the cables with the wire nut (C) as shown below.



4. Cover the two baffles (F) to the two ends of the junction box (E) with the screws (G).



5. Connect the power supply.



O4 / WARRANTY

LeonLite warrants that this product is free from defects in materials and workmanship for a period of 5 years from the day of purchase. This warranty does not apply if the product has been damaged through misuse, abuse, accident, modifications, alterations, neglect or mishandling.