

Certificate of Analysis

Sample:KN40329001-012
Batch#: N/A
Batch Date: 03/15/24
Sample Size Received: 12 gram
Retail Product Size: 3.5 units
Ordered : 03/21/24
Sampled : 03/21/24
Completed: 04/02/24

PASSED

Page 1 of 1

Apr 02, 2024 | Shell Shock CBD

1601 N. Glenville Drive
Richardson, TX, 75081, US

PRODUCT IMAGE






SAFETY RESULTS

| | | | | | | | | |
|---|---|---|---|---|--|---|---|---|
|  Pesticides NOT TESTED |  Heavy Metals NOT TESTED |  Microbials NOT TESTED |  Mycotoxins NOT TESTED |  Residuals Solvents NOT TESTED |  Filtration NOT TESTED |  Water Activity NOT TESTED |  Moisture NOT TESTED |  Terpenes NOT TESTED |
|---|---|---|---|---|--|---|---|---|

MISC.

 **Potency** **PASSED**

| | | |
|--|---|---|
|  Total THC <0.01 Total THC/Gummy : 0 mg |  d8-THC 0.5439% d8-THC/Gummy : 19.037 mg |  Total Cannabinoids 0.5439% Total Cannabinoids/Gummy : 19.037 mg |
|--|---|---|

| | CBDVA | CBDV | CBDA | CBGA | CBG | CBD | D9-THCV | D8-THCV | CBN | D9-THC | D8-THC | D10-THC | CBC | THCA |
|------|-------|-------|-------|-------|-------|-------|---------|---------|-------|--------|--------|---------|-------|-------|
| % | ND | ND | ND | ND | ND | <0.01 | ND | <0.01 | <0.01 | <0.01 | 0.5439 | <0.01 | <0.01 | ND |
| mg/g | ND | ND | ND | ND | ND | <0.1 | ND | <0.1 | <0.1 | <0.1 | 5.439 | <0.1 | <0.1 | ND |
| LOD | 0.001 | 0.001 | 0.001 | 0.001 | 0.001 | 0.001 | 0.001 | 0.001 | 0.001 | 0.001 | 0.001 | 0.001 | 0.001 | 0.001 |
| | % | % | % | % | % | % | % | % | % | % | % | % | % | % |

Analyzed by: 2990, 2657 **Weight:** 0.2061g **Extraction date:** 03/29/24 12:49:22 **Extracted by:** 2990
Analysis Method: SOP.T.30.031.TN & SOP.T.40.031.TN Expanded Measurement of Uncertainty: Flower Matrix d9-THC: ± 0.100, THCA: ± 0.124, TOTAL THC ± 0.112. These uncertainties represent an expanded uncertainty expressed at approximately the 95% confidence level using a coverage factor k=2 for a normal distribution.
Analytical Batch: KN004673POT **Reviewed On:** 04/02/24 11:03:21
Instrument Used: E-SHI-008 **Batch Date:** 03/29/24 08:35:45
Running on: N/A

Dilution: N/A
Reagent: 100422.02; 020624.02; 032124.R01; 032724.R23; 021224.03; 121823.02
Consumables: 301011028; 22/04/01; 3254282; 251760; 201123-058; 231201-059-A; 1008702218; GD220016; 0000257576; 6121219; n/a; IV250.100; B096761495
Pipette: E-VWR-120; E-VWR-121; E-VWR-122

Full spectrum cannabinoid analysis utilizing High Performance Liquid Chromatography with UV/PDA detection (HPLC-UV/PDA). All cannabinoids have an LOQ of 0.01%.

This report shall not be reproduced, unless in its entirety, without written approval from Labstat. This report is an Labstat certification. The results relate only to the material or product analyzed. Test results are confidential unless explicitly waived otherwise. Void after 1 year from test end date. Cannabinoid content of batch material may vary depending on sampling error. IC=In-control QC parameter, NC=Non-controlled QC parameter, ND=Not Detected, NA=Not Analyzed, ppm=Parts Per Million, ppb=Parts Per Billion. Limit of Detection (LoD) and Limit Of Quantitation (LoQ) are terms used to describe the smallest concentration that can be reliably measured by an analytical procedure. RPD=Reproducibility of two measurements. Action Levels are State determined thresholds variable based on uncertainty of measurement (UM) for the analyte. The UM error is available from the lab upon request. The "Decision Rule" for the pass/fail does not include the UM. The limits are based on F.S. Rule 64-4.310.

Sue Ferguson

Lab Director

State License # n/a
ISO Accreditation # 17025:2017

Signature

04/02/24

Signed On