

GYMNASTICS · CHEERLEADING · CLIMBING · NINJA · STRUCTURAL PADDING



 **RESILITE**
The Mat Company

THE RESILITE

DIFFERENCE

From landing mats and genuine Resi-Pits, to skill development shapes like the patented Smarter Spotter, octagons, practice balance beams, and various home-use gymnastics mats and training aids, Resilite is your trusted source for performance mats, padding, and skill shapes that help develop tomorrow's champions.

Resilite's line of beginner gymnast skill shapes help promote coordination, balance, and a variety of motor skills. Advanced gymnast skill shapes are designed with form and technique in mind. Resilite offers products for every level of your student's skill development and training.

Every space, gym, and facility is different. Resilite can customize training and competition mats to meet your space requirements. Contact Resilite at 1.800.843.6287 for design assistance and a quote.

AFFILIATIONS

USA Gymnastics Industry Member

USGSA - United States Gymnastics Suppliers Association

1.800.843.6287

TABLE OF CONTENTS

FOLDING MATS	2
Senior, Elementary, and Tumbler Folding Mats.	
BEGINNER SKILL SHAPES	4-6
Smarter Spotters, Incline Mats, Balance Beams, and more.	
JUNIOR NINJA SYSTEMS	8
Complete Junior Ninja Systems and individual components.	
SPOTTING BLOCKS	10
Individual Spotting Blocks, Block systems, and Trapezoids.	
ADVANCED SKILL SHAPES	12
Smarter Spotters, Octagon Barrels, and Expansion Wraps.	
INCLINES	13
Folding and Non-Folding Inclines, and the Incline Skill System.	
VAULT DEVELOPMENT	14
Vault Systems, Target Pads, Safety Zones, and Tape Measures.	
FITTED APPARATUS MATS	16
Beam Wrap Pads, Anchor Mats, Uneven Bar Pads, and more.	
COMPETITION & TRAINING MATS	18
Skill Cushions, Throw Mats, Resi-Pits, and more.	
SPECIALTY MATS, PADS & FLOOR EXERCISE	20
Corner Pads, Barrier Pads, accessories, and more.	
COMPETITION CHEER	21
Carpet-Bonded Foam, Smarter Spotters, Inclines, and more.	
CLIMBING WALL MAT SYSTEMS	22
Custom mats and padding for climbing areas and facilities.	
STRUCTURAL PADDING	23
Protective padding solutions made specifically for your facility.	



ORDERING INFORMATION

Placing An Order

We offer a large selection of products that can be purchased directly through our website (www.resilite.com) or you may place your order by phone at 1-800-843-6287.

PRICING

Resilite does its best to offer the most competitive prices possible; therefore prices and product specifications are subject to change without notice. To confirm a price, check the current online price or call us at 1-800-843-6287.

SALES TAX

Except as otherwise noted, prices shown do not include any federal, state, district, city or local taxes, or any other taxes or charges imposed by any government authority.

If you are exempt from sales tax, you must provide us with a copy of your sales tax exemption certificate prior to placing your order.

In states where Resilite is not required to collect and pay Sales Tax, the purchaser is obligated to self-report and pay the Sales and/or Use Tax to the purchaser's appropriate state and/or local Department of Revenue.

PAYMENT POLICIES

All orders require full payment at time of order.

Cancellation

Resilite reserves the right to charge cancellation and/or restocking fees for orders that were confirmed and then cancelled before shipment. Such fee(s) will not exceed 20% of the total purchase price.

METHODS OF PAYMENT

Orders may be paid for by check, or credit card (Visa, MasterCard, American Express, or Discover).

SHIPPING INFORMATION

How We Ship

Resilite ships products in three ways:

- Resilite Fleet: We operate our own fleet of tractor-trailers for delivery of large gymnastic orders to reduce the risk of damage.
- FedEx: Many of our products, including Ready-to-Ship items, that can be purchased online are shipped via FedEx. NOTE: FedEx cannot ship to a PO Box or APO addresses
- LTL Common Freight: Our large shipping volume has resulted in substantial freight discounts from nearly every large freight carrier serving the United States. We pass these savings directly to you.

SHIPPING COSTS

There are many variables involved that can impact the shipping cost and timing. Your sales representative will provide an accurate freight quote when you place your order via telephone.

FOLDING

MATS

Versatile, the most widely used mat for sports and fitness training.

CUSTOM SIZES ALSO AVAILABLE.
CALL 1.800.843.6287 TO REQUEST PRICING.

2" SENIOR FOLDING MATS

The 2" thick Polyethylene foam core offers the best response for tumblers. Covered with our durable 18-oz. vinyl.

MODEL#	DIMENSIONS
SRFM2001	4' W x 6' L x 2" HV-2
SRFM2002	4' W x 8' L x 2" HV-2
SRFM2003	5' W x 10' L x 2" HV-2
SRFM2004	6' W x 12' L x 2" HV-2
SRFM2005	4' W x 12' L x 2" HV-2

NOTE: Folding Mats come standard as V-2 (mats can be connected end-to-end). Additional Hook-and-Loop options are available

V-3: Hook-and-Loop allows you to connect mats end-to-end and use as protective wall padding with Resilite Mat Hangers (#VMH9801 - sold separately).

V-4: Hook-and-Loop allows you to connect mats end-to-end or side-to-side.





1-3/8" SENIOR FOLDING MATS


The most popular multi-purpose gym mat. Intended as a general purpose tumbling and exercise mat. Constructed with a 1-3/8" Polyethylene foam core and covered with durable 18-oz. vinyl.

MODEL#	DIMENSIONS
SRFM1381	4' W x 6' L x 1-3/8" HV-2
SRFM1382	4' W x 8' L x 1-3/8" HV-2
SRFM1383	5' W x 10' L x 1-3/8" HV-2
SRFM1384	6' W x 12' L x 1-3/8" HV-2
SRFM1385	4' W x 12' L x 1-3/8" HV-2

2-1/2" ELEMENTARY FOLDING MATS

Ideal for preschoolers and special needs classes. The 2-1/2" thick foam core has a top layer of 1-1/8" Polyurethane over a 1-3/8" layer of Polyethylene, providing a softer feel on the top.

MODEL#	DIMENSIONS
ELFM3001	4' W x 6' L x 2-1/2" HV-2
ELFM3002	4' W x 8' L x 2-1/2" HV-2
ELFM3003	5' W x 10' L x 2-1/2" HV-2
ELFM3004	6' W x 12' L x 2-1/2" HV-2
ELFM3005	4' W x 12' L x 2-1/2" HV-2



2-1/2" TUMBLER FOLDING MATS

A more forgiving tumbling mat than our Senior Mats, but continues to provide excellent rebound. The reverse of the Elementary, with a top layer of 1-3/8" Polyethylene foam over a 1-1/8" layer of firm Polyurethane.


MODEL#	DIMENSIONS
TUFM4001	4' W x 6' L x 2-1/2" HV-2
TUFM4002	4' W x 8' L x 2-1/2" HV-2
TUFM4003	5' W x 10' L x 2-1/2" HV-2
TUFM4004	6' W x 12' L x 2-1/2" HV-2
TUFM4005	4' W x 12' L x 2-1/2" HV-2

SKILL SHAPES

BEGINNER

Designed to help early learners develop balance, basic skills, and coordination.

CALL 1.800.843.6287 TO REQUEST PRICING.



RESI-ROCKERS

Used for early development all the way to advanced core and skill development activities, the Rocker halves use hook-and-loop tabs that securely lock together to form the complete donut.

MODEL#
RRR5218

DIMENSIONS
18" W x 52" L x 52" H



RESI-ROCKER RISERS

Lifts Resi-Rocker halves 12" higher for use in early development classes and for use as a ninja obstacle. Hook-and-loop connectors keep the Resi-Rocker and Risers in place on Carpet Bonded Foam.

MODEL#
RRR1218

DIMENSIONS
11" W x 18" L x 12" H





8' PRE-ELITE LOW BEAM

Two 4-ft long sections made of synthetic suede, the same material used on competition balance beams, easily connect end to end to create a sturdy 8-ft practice beam. Features a sturdy 9" base with a 4" surface.

MODEL#	DESCRIPTION
GGPRELB8T	(Tan) 4" W x 8' L x 6" H
GGPRELB8P	(Pink) 4" W x 8' L x 6" H
<i>4-ft long extensions sold separately to create a beam that is 12-ft, 16ft, or longer.</i>	
GGPRELB4T	(Tan) Extension - 4" W x 4' L x 6" H
GGPRELB4P	(Pink) Extension - 4" W x 4' L x 6" H



EXTRA WIDE FOAM LOW BEAM

The perfect training beam for preschoolers and young gymnasts just learning balance beam skills. The 6" wide top surface allows beginners to gain confidence learning to balance on a narrow surface.

MODEL#	DIMENSIONS
RFLB6188	4" Top x 72" L x 8" H



90 DEGREE CLIMB-AND-SLIDE

A great way for toddlers to work on ascending and descending steps and inclines. Both steps and incline attach securely to a block at the top to make either a 90-degree turn or in a line.

MODEL#	DIMENSIONS
RCLSD5630	Steps: 28" W x 56" L x 28" H Wedge: 28" W x 56" L x 28" H Block: 28" W x 28" L x 28" H



8' FOLDING PRACTICE BEAM

Ideal for preschoolers or young gymnastic students learning beam skills. Lightweight, folds in half for easy handling and storage and features a 4" wide surface tapering to a 6" rubberized base stability.

MODEL#	DESCRIPTION
GGFPB8P	(Pink) 4" W x 8' L x 2" H
GGFPB8PUR	(Purple) 4" W x 8' L x 2" H



SOFT STEPS

Helpful tool to teach toddlers to safely go up and down stairs. Choose between the 2-Step or 3-Step option.

MODEL#	DIMENSIONS
RSS2422	Two-Step (soft)
RSS2433	Three-Step (firm)



CLIMB-AND-SLIDE

A great tool for toddlers and preschoolers to develop climbing skills, balance, and coordination through play. Features a 28" high Soft Step Stairway with five age-appropriate 5-1/2" steps that attaches securely to the slide.

MODEL#	DIMENSIONS
RCLSD5628	Steps: 28" W x 56" L x 28" H Wedge: 28" W x 56" L x 28" H

SKILL SHAPES

BEGINNER

Designed to help early learners develop balance, basic skills, and coordination.

CALL 1.800.843.6287 TO REQUEST PRICING.

RESI-HALL

An excellent multi-functional cartwheel and round-off development trainer. Includes 6 pieces that can be stacked using hook-and-loop tabs and can quickly and easily adapt to individual students or the entire class's skill level.

MODEL#
RHTR2014

DIMENSIONS
12" W x 36" L x 36" H



HANDSTAND BAR

A versatile training aid that flexes like a competition bar.

MODEL#	DIMENSIONS
GGP54W	54" L x 4-1/2" H



CLASS BARRIER PADS

Designed to quickly reconfigure class space, direct class flow, or protect against hazards in close proximity to student activity.


MODEL#	DESCRIPTION
RBP2660	(1) 12" W x 60" L x 26" H
RBP2660X2	Set of two
RBP2660X4	Set of four



MINI KIDS PIT

The free-standing mini pit can be filled with plastic balls or foam cubes to create a fun play area for classes. Created with four Resilite skill cushions, including an interior floor folding mat.

MODEL#	DIMENSIONS
RMP9628	8" W x 72" L x 72" L x 28" H



THE PALISADES

Made for Pre-K students to learn climbing and other motor skills through active play. Disassembles for easy storage or for use throughout your facility.


MODEL#	DIMENSIONS
RPAL6868	68" W x 68" L x 28" H



RAINBOW TUNNEL MAT

Great for play or instructional exercises, the 24" cube tunnel unfolds into a four-colored panel mat. Made from a comfortable 2" Polyethylene foam core.

MODEL#	DIMENSIONS
RRBT28	24" W x 96" L x 2" H (Opened)



BEAM TRAINER RUN-UP MAT

A 20cm thick, 12' long run-up mat for vault and beam skill stations. For durability, the 4" beam line is sewn to the surface and features a single fold for easy storage.

MODEL#	DIMENSIONS
TRN3054	2' W x 12' L x 20cm

JUNIOR NINJA

SYSTEMS

Attract and retain new students by adding Resilite's Ninja System to your gym.

CALL 1.800.843.6287 TO REQUEST PRICING.

COMPLETE NINJA SYSTEMS

Keep students excited and coming back to the gym with a fun and challenging obstacle course. Rearrange the pieces or add to your course for a new challenge.

MODEL#

RNS020SETA

INCLUDES

- The Apprentice Ninja System
- (2) 2-piece Speed Bumps
- (4) Slanted Steps
- (1) 2-piece Trampoline

RNS030SETG


The Graduate Ninja System (shown above)

- (2) 2-piece Speed Bumps
- (4) Slanted Steps
- (3) Octa-Platforms
- (1) 3-piece Vert Wall

RNS040SETM

The Master Ninja System

- (2) 2-piece Speed Bumps
- (4) Slanted Steps
- (3) Octa-Platforms
- (1) 4-piece Vert Wall
- (1) 5' L x 5' W x 24" H Landing Mat



Scan me!

SEE IT IN ACTION

CAUTION:

Resilite Ninja products are designed to be used in conjunction with Carpet-Bonded Foam (CBF). The Hook fastener on the bottom of each unit is intended to attach securely to the carpeted surface of the CBF. Use caution as older CBF surfaces can be worn or compressed to the point that it will not allow the Hook attachment to securely hold the unit in place. ALWAYS CHECK TO ENSURE THE HOOK ATTACHMENT IS SECURELY ATTACHED TO CARPET BEFORE USE; DO NOT USE UNDER ANY CIRCUMSTANCES IF UNIT CAN BE DISLODGED FROM CARPET-BONDED FOAM.



SPEED BUMPS

Use for balancing or agility obstacle. Comes as a set of 2.

MODEL#	DIMENSIONS
RNSV013SPB	8" W x 40" L x 4" H



OCTA-PLATFORMS

Great for agility by leaping from platform-to-platform.

MODEL#	DIMENSIONS
RNSV0130P	30" W x 30" L x 12" H
	30" W x 30" L x 18" H
	30" W x 30" L x 24" H



NINJA BRIDGE

Leap over, run across, or dive under.

MODEL#	DIMENSIONS
RNB4836	28" W x 47" L x 36" H



2-SIDED SLANTED STEPS

Varying degrees of angle provide an increase in difficulty in leaping from step-to-step.

MODEL#	DIMENSIONS
RNSV013SS	24" W x 40" L x 22" H (Comes as set of 4)



BALANCE LOG

An obstacle to test balance and coordination.

MODEL#	DIMENSIONS
RNBL48	17" W x 48" L x 7.5" H
RNBL72	17" W x 72" L x 7.5" H



2-PIECE TRAPEZOID

A two-tier obstacle that can be separated and used throughout the gym. Sold as a single unit.

MODEL#	DIMENSIONS
RNSV013TZ	(Top) 23" W x 44" L x 20" H (Bottom) 34" W x 44" L x 25" H



3-PIECE VERT WALL

A fun obstacle to clear, standing 72" tall.

MODEL#	DIMENSIONS
RNSV13VERT3	53" W x 44" L x 72" H



4-PIECE VERT WALL

Our most challenging vert wall at 96" tall.

MODEL#	DIMENSIONS
RNSV013VERT4	44" W x 54" L x 96" H

VERT WALL BASE BLOCK

Angled trapezoid-base block with rubberized surface.

MODEL#	DIMENSIONS
RNSV013VWB	v 44" W x 54" L x 27" H

24" LANDING MAT

Recommended landing mat for use with the Vert Wall.

MODEL#	DIMENSIONS
RNSV013LM24	5' W x 5' L x 24" H

SPOTTING

BLOCKS

Versatile training aids throughout your gym.

CUSTOM SIZES ALSO AVAILABLE.
CALL 1.800.843.6287 TO REQUEST PRICING.



3-TIER SPOTTING BLOCK

Includes 12", 18", and 24" high blocks to position at the right height. Each block includes apparatus straps and can be secured on bottom edges with hook-and-loop for structural integrity.

MODEL#
TRN3094

DIMENSIONS
(Assembled) 24" W x 47" L x 52" H





SMALL BLOCKS

Lightweight multi-use blocks that can be easily repositioned around the gym.

MODEL#	DIMENSIONS
TRN3090	24" W x 36" L x 12" H
TRN3091	24" W x 48" L x 24" H
TRN3095	24" W x 60" L x 12" H



THE STACK SPOTTING BLOCKS

Set of two 24" high stackable Spotting Blocks that can be used individually or stacked and secured together with hook-and-loop tabs.


MODEL#	DIMENSIONS
TRN3099	(Assembled) 24" W x 48" L x 48" H



SEVEN BLOCK SKILL TRAINER

Multi-purpose spotting and skill development blocks, with top edge training rail pad. Ideal for developing advanced skills at Bars, Beam, and Vault.

MODEL#	DIMENSIONS
SBST5260	(Assembled) 52" W x 60" L x 56" H



TRAPEZOIDS

Can be used separately or moved easily for Team & Rec drill stations, Ninja Obstacles, or as Spotting Blocks.

MODEL#	DIMENSIONS
RTZ3028	(1 Piece) 28" W x 47" L x 30" H
RTZ4534	(2 Piece) 34" W x 47" L x 45" H



BEAM BLOCK

A must-have for teaching and learning new skills at competition height.

MODEL#	DIMENSIONS
RBB3072	30" W x 72" L x 38" H



CANYON BLOCKS

This block system is designed to elevate the spotter to apparatus-height for more advanced skill development. Available in a 3, 6, or 12-block system.

MODEL#	DIMENSIONS
RCB3	(3-Blocks) 34" W x 84" H x 52" L
RCB6	(6-Blocks) (as shown)
RCB12	(12-Blocks: Two sets of 6-Blocks)

SKILL SHAPES

ADVANCED

Skill Development evolves through proper technique and progression.

CALL 1.800.843.6287 TO REQUEST PRICING.



SMARTER SPOTTERS

Assists athletes in maintaining proper body position through skills to easily learn proper techniques required for a variety of advanced tumbling drills.

MODEL#	DIMENSIONS	
RSMSP2632	32" W x 26" L x 26" H	26" Model for students up to 48" tall
RSMSP3032	32" W x 30" L x 30" H	30" Model for students 48" to 57" tall
RSMSP3532	32" W x 35" L x 35" H	35" Model for students 57" to 66" tall
RSMSP4032	32" W x 40" L x 40" H	40" Model for students 66" and taller

SMARTER SPOTTER COMBINATION

The Smarter Spotter with Expansion Wrap allows for the most versatility in training. Wraps can be quickly and easily attached or remove during class to fit athletes of varying heights.

MODEL#	INCLUDES
SSWRPSET	(1) 26" Smarter Spotter base (1) 30" Expansion Wrap (1) 35" Smarter Spotter base (1) 40" Expansion Wrap

SMARTER SPOTTER EXPANSION WRAPS

MODEL#	DESCRIPTION
SSWRP2630	Expands 26" to 30"
SSWRP3035	Expands 30" to 35"
SSWRP3540	Expands 35" to 40"

OCTAGON BARRELS

Gives students confidence to learn dive rolls, back handsprings, and walkovers while increasing balance, range of motion, and flexibility.

MODEL#	DIMENSIONS
ROCT1524	15" x 15" (24" W)
ROCT2032	20" x 20" (32" W)
ROCT2532	25" x 25" (32" W)
ROCT3032	30" x 30" (32" W)
ROCT3532	35" x 35" (32" W)
ROCT4032	40" x 40" (32" W)

OCTAGON BOOSTER WRAPS

MODEL#	DESCRIPTION
ROCTB25	Expands 20" to 25"
ROCTB30	Expands 25" to 30"
ROCTB35	Expands 30" to 35"
ROCTB40	Expands 35" to 40"

3-IN-1 OCTAGON BOOSTER SETS

A cost-effective and versatile training set made for students of varying heights.

MODEL#	DIMENSIONS
R3IN1JR	(1) 20" Octagon (1) 25" Booster (1) 30" Booster
R3IN1SET	(1) 30" Octagon (1) 35" Booster (1) 40" Booster



Resilite Inclines are excellent teaching aids for beginner through advanced skills.

INCLINES

FOLDING INCLINE MATS

Inclines are a must-have for beginner through advanced skill development. The folding model offers even more uses.

MODEL#	DIMENSIONS
Standard Sizes:	
RIMF2448	24" W x 48" L x 14" H
RIMF3672	36" W x 72" L x 16" H
RGFW31024	36" W x 120" L x 24" H
RIMF4872	48" W x 72" L x 16" H
RIMF6084	60" W x 84" L x 18" H
RGFW51024	60" W x 120" L x 24" H
Firm Top Sizes:	
RIMF2448XL	24" W x 48" L x 16" H
RIMF3672XL	36" W x 72" L x 18" H
RGFW31026XL	36" W x 120" L x 26" H
RIMF4872XL	48" W x 72" L x 18" H
RIMF6084XL	60" W x 84" L x 20" H
RGFW51026XL	60" W x 120" L x 26" H



NON-FOLDING INCLINE MATS

Inclines are a must have for beginner through advanced skill development.

MODEL#	DIMENSIONS
Standard Sizes:	
RIM2448	24" W x 48" L x 14" H
RIM3672	36" W x 72" L x 16" H
RIM4872	48" W x 72" L x 16" H
RIM6084	60" W x 84" L x 18" H
Firm Top Sizes:	
RIM2448XL	24" W x 48" L x 16" H
RIM3672XL	36" W x 72" L x 18" H
RIM4872XL	48" W x 72" L x 18" H
RIM6084XL	60" W x 84" L x 20" H



INCLINE SKILL SYSTEM

A three-piece system consisting of two firm Incline Mats and one 8" Skill Cushion that can be broken down for countless advanced skill stations.

MODEL#	DIMENSIONS
INSD6008	60" W x 80" L x 90" H



DEVELOPING

VAULT

A must for skill evolution so athletes and coaches can achieve their goals.

CALL 1.800.843.6287 TO REQUEST PRICING.



THREE-PIECE VAULT SAFETY ZONE

Designed to provide a protective rebound surface around vaulting boards. The three-piece design makes transportation and storage easy.

MODEL#
TRN3057

DIMENSIONS
48" W x 42" L x 9-1/2" H



VAULT RUNWAY TAPE MEASURE

The tape features a bright yellow vinyl for easy visibility with large 3", 6", 9", and every foot markings. A 2" wide hook fastener on bottom holds the tape measure securely in place. A Metric version is also available.

MODEL#
VRTM082
VRTM25M

DIMENSIONS
2" W x 82' L
International/Metric



ROUND-OFF HAND PLACEMENT MAT

Competition and training pre-board round-off pad featuring a non-slip fabric cover. Securely attaches to runway carpet with hook fastener on the bottom.

MODEL#
TRN3056
TRN3055

DIMENSIONS
36" W x 36" L x 1-3/8" H
36" W x 54" L x 1-3/8" H



VAULT TABLE TARGET PAD

Provides gymnasts a visual target for hand placement on the table while reducing impact on joints from repetitive training impacts. Fits any vault table using four D-ring straps.

MODEL#
RSMSP3532

DIMENSIONS
32" W x 26" L x 26" H



VAULT TRAINERS

Versatile three-piece Vault Trainer for beginner through advanced vault development.

MODEL#

DIMENSIONS

TRN3081 (Junior Vault Trainer)

30" W x 36" L x 36" H

TRN3086 (Senior Vault Trainer)

36" W x 46" L x 41" H

TRN3087 (Women's Elevation Block)

36" W x 46" L x 8" H

TRN3088 (Men's Elevation Block)

36" W x 46" L x 4" H

**to be used with TRN3087*



XCEL SILVER VAULT SYSTEM

The Xcel Silver Vault System takes up half the space of a 5' x 10' pit turned sideways. The Numbered Target Zone replicates the size of an actual Vault Table and helps prepare gymnasts for vaulting over the real thing.

MODEL#
RSV6048

DIMENSIONS
60" W x 60" L x 48" H

XLE VAULT SYSTEM

This six-piece Vault System can be configured to meet all USAG Xcel through Level 7 competition specifications. The exclusive Suede Numbered Target Zone replicates a competition Vault Table.

MODEL#
RVSS1048

DIMENSIONS
5'W x 10'L x 48'H



Xcel Configuration: 32"



L-3 Configuration: 24"



Xcel Configuration: 40"



L-3 Configuration: 32"



L-3 Configuration: 40"



L-3 Configuration: 48"

FITTED APPARATUS

MATS

Protective padding solutions.

CALL 1.800.843.6287 TO REQUEST PRICING.



FITTED BEAM LEG UPRIGHT PADS

1/2" high-impact Polyethylene foam with an 18-oz. vinyl cover and hook-and-loop closure.

MODEL#	DESCRIPTION
BLUP-ELITE	Comes as 3 pieces



VAULT ANCHOR MATS

Built to anchor landing mats to Vault Table base. Available in 12cm and 20cm thicknesses and meets competition specifications. Fits Elite pedestal base.

MODEL#	DIMENSIONS
CLMVAM12	7'8" W x 8' L x 12cm H
CLMVAM20	7'8" W x 8' L x 20cm H



BEAM WRAP PAD

The 8' wrap fits securely around the beam with Hook-and-Loop tab.

MODEL#	DIMENSIONS
BUP3054	6" W x 96" L x 1-3/8" H



UNEVEN BAR PADS

Each pad is covered in a Royal Blue heavy-duty army duck fabric cover.

MODEL#	DIMENSIONS
TRN3042	(2) 30" L x 6" Diameter



FITTED POMMEL DOME MATS

Excellent for home, gym, and competition, the mat features a contoured fit to fit the flange of the base. The four sections connect using hook-and-loop tabs

MODEL#	DIMENSIONS
RPDM404	4' W x 4' L x 1-3/8" H
RPDM606	6' W x 6' L x 1-3/8" H



POMMEL HORSE FITTED MAT

Each 12cm mat meets competition specifications and features the same high-quality materials as Resilite's Competition Landing Mats. Designed to fit both Elite & EVO bases.


MODEL#	DIMENSIONS
RPHM1212	12' W x 13' L x 12cm H

PARALLEL BAR FITTED MATS

Available in 12cm and 20cm thickness, each mat features the same high-quality materials as Resilite's Competition Landing Mats. Designed to fit both Elite & EVO bases.

MODEL#	DIMENSIONS
RPBM1612	14' W x 16' L x 12cm H
RPBM1620	14' W x 16' L x 20cm H

FITTED APPARATUS MATS



DOUBLE MINI LANDING ZONE

Meets Double Mini Landing Zone specifications and features landing zone anchors on the end.

MODEL#
LMDLZ1020

DIMENSIONS
10' W x 20' L x 12" H



(Left) Above-ground application.
(Below) In-ground application.



TRENCH PITS

Custom padding for above and in-ground Trench Pits - made to your specifications.

Call 1.800.832.6287 for a quote.

FITTED QUAD BAR MATS

Each 12cm mat is made using the same high-quality materials used in all Resilite Competition Landing Mats. Both 6' and 8' rail system options are available.

MODEL#
RQB126
RQB128

DIMENSIONS
12'10" W x 12'10" L - Fits 6' Rails
16'10" W x 16'10" L - Fits 8' Rails

COMPETITION & TRAINING

MATS

Designed for competition and training.



Folding

**CUSTOM SIZES ALSO AVAILABLE.
CALL 1.800.843.6287 TO REQUEST PRICING.**

ADDITIONAL PRODUCT DETAILS ON PAGE 24



Non-Fold




Non-Fold

12CM COMPETITION LANDING MATS

Built to High School, USAG, and NCAA competition specifications.

20CM COMPETITION LANDING MATS

Built to High School, USAG, and NCAA competition specifications.



10" SUPER SOFT SKILL CUSHION

NOTE: NOT TO BE USED ALONE AS A LANDING MAT.

A super soft, 10" thick landing mat with a Royal Blue soft broad cloth impact surface. Available in 3 sizes.

4" THROW MATS

Used as a supplemental mat in conjunction with Competition Landing Mats.



STING MATS

Take the sting out of landings. Meets High School, USAG, and NCAA competition specifications. Features a heavy-duty 1000 Denier soft cover and can be rolled for easy for storage.

MODEL#	DIMENSIONS
TRN3044	40" W x 80" L x 1" H
TRN3045	60" W x 120" L x 1" H
TRN3043	7'6" W x 120" L x 1" H

RESI-PITS

The original and only multi-functional Resi-Pit from Resilite, which can be used for both in-ground and above-ground applications. Your choice of solid vinyl or mesh landing surface.



8"/12" SKILL CUSHIONS

Meets High School, USAG, and NCAA competition specifications. Features air-release grommet vents to help diffuse energy on impact. Easy-grip handles included on the ends of the mat.



PRODUCTS

Covering all of your gymnastic flooring needs.



FLOOR CORNER OB PADS

Run-out safety corners. Sold as set of 4 corners that securely attaches to CBF floors using hook tabs.

MODEL#
FXA3081

DIMENSIONS
(4) 3' W x 6' L x 7" HV-2
(4) 3' W x 9' L x 7" HV-1

FLOOR-EX, ROD FLOOR, AND TUMBLE TRAMP SKIRTING

Custom Skirts are a great way to showcase your brand throughout the gym. Skirts are custom made to fit and feature a hook fastener on the top to secure in place. Contact Resilite to get a quote.



VINYL-COVERED SLOPED FLOOR BORDER

Vinyl-covered border slopes at a 45-degree angle from the floor edge and anchors the top edge to Carpet-Bonded Foam. Sold in 84" long sections.

MODEL#
FLXFSB12847

DIMENSIONS
12" W x 84" L x 7" H



MOVEABLE BARRIER PADS

Separate landing areas from recreational and skill development classes, also great for providing a padded block should a gymnast run-out of an overturned skill. Barrier Pads are freestanding and can easily be relocated. All pads are 60" high and available in 4', 6', and 8' widths. Hook-and-loop available upon request to attached barrier pads end-to-end.

MODEL#
RBAR04
RBAR06
RBAR08

DIMENSIONS
12" W x 4' L x 5' H
12" W x 6' L x 5' H
12" W x 8' L x 5' H



COMPETITION

Built to help coaches build the strong foundation to develop all-stars.

CHEER

CARPET-BONDED FOAM

Easy-to-roll carpet-bonded foam is ideal for programs where frequent set-up and tear-down is needed. Each roll is 6' wide x 42' long and available in 1-3/8" or 2" thickness.



FOLDING INCLINE MATS

A must-have for beginner through advanced skill development. The folding model offers even more uses.



SMARTER SPOTTERS

Assists athletes in maintaining proper body position through skills to easily learn proper techniques required for a variety of advanced tumbling drills.



STUNT BALANCE TRAINER

Economical balance trainer develops core strength, stamina, and confidence for Flyers. Made with high-density closed cell foam core and heavy-duty, double-coated 18-oz. vinyl cover for durability.



MODEL#
GGSBT-CHEER

DIMENSIONS
9" W x 20" L

CLIMBING WALL

MAT SYSTEMS

The best fixed or security mats for your space.

CUSTOM SOLUTIONS FOR CLIMBING AREAS

Based on your specifications, Resilite will custom-develop a padding solution designed specifically for your area, including unique shapes, width, and thicknesses.

Resilite Climbing Wall Mats are made using the most durable foams and heavy-duty, 18-ounce Knife Coated Vinyl Covers available in a variety of colors.



COMMERCIAL APPLICATIONS



COMMERCIAL APPLICATIONS



SCHOOLS & RECREATION CENTERS



IN-HOME APPLICATIONS



Custom solutions for hard-to-protect areas.

PADDING

CUSTOM PADDING SOLUTIONS

Minimize the risk of injury in gyms, athletic centers, and all-purpose rooms. With custom padding options, it's easy to cover poles, beams, obstacles, and obstructions of any shape and size.

Simply select the shape you need, provide the measurements, and Resilite will take care of the rest.

U-SHAPES



HEXAGONS




I-BEAMS



COLUMNS



PROTECTIVE PADDING FOR ANY OBSTRUCTION



VERTICAL & HORIZONTAL BEAMS, STAIRWAYS, & RAILINGS.

8"/12" SKILL CUSHIONS

Meets High School, USAG, and NCAA competition specifications. Features air-release grommet vents to help diffuse energy on impact. Easy-grip handles included on all four sides.

MODEL#	DIMENSIONS
LM48301	4' W x 6' L x 8" H (Firm)
LM48302	4' W x 8' L x 8" H (Firm)
LM48302S	4' W x 8' L x 8" H (Soft)
LM48303	5' W x 10' L x 8" H (Firm)
LM48303S	5' W x 10' L x 8" H (Soft)
LM48304	6' W x 12' L x 8" H (Firm)
LM48306	7'6" W x 10' L x 8" H (Firm)
LM48309	5' W x 10' L x 12" H (Firm)
LM48305	6' W x 12' L x 12" H (Firm)
LM48310	7' W x 12' L x 12" H (Firm)

RESI-PITS

The original and only multi-functional Resi-Pit from Resilite, which can be used for both in-ground and above-ground applications. Your choice of solid vinyl or mesh landing surface.

MODEL#	DIMENSIONS
18" High	
RPIT18510	5' W x 10' L x 18" H
RPIT18612	6' W x 12' L x 18" H
RPIT18714	7' W x 14' L x 18" H
RPIT18816	8' W x 16' L x 18" H
24" High	
RPIT24510	5' W x 10' L x 24" H
RPIT24612	6' W x 12' L x 24" H
RPIT24712	7'6" W 12' L x 24" H
RPIT24714	7'6" W 14' L x 24" H
RPIT24812	8' W x 12' L x 24" H
RPIT24816	8' W x 16' L x 24" H
32" High	
RPIT32510	5' W x 10' L x 32" H
RPIT32612	6' W x 12' L x 32" H
RPIT32712	7'6" W x 12' L x 32" H
RPIT32714	7'6" W x 14' L x 32" H
RPIT32812	8' W x 12' L x 32" H
RPIT32816	8' W x 16' L x 32" H

10" SUPER SOFT SKILL CUSHION

NOTE: NOT TO BE USED ALONE AS A LANDING MAT.

A super soft, 10" thick landing mat with a Royal Blue soft broad cloth impact surface. Available in 3 sizes.

MODEL#	DIMENSIONS
LMSS1045	48" W x 60" L x 10" H
LMSS1046	48" W x 72" L x 10" H
LMSS1047	60" W x 84" L x 10" H

12CM COMPETITION LANDING MATS

Built to High School, USAG, and NCAA competition specifications.

MODEL#	DIMENSIONS
CLM1200	7'6" W x 5' L x 12cm H (Non-Fold Filler V-2 on 7'6" sides)
CLM1201	7'6" W x 4' L x 12cm H (Non-Fold Filler V-2 on 7'6" sides)
CLM1202	6' W x 12' L x 12cm H (Non-Fold V-2)
CLM1202BF	6' W x 12' L x 12cm H (Bi-Fold V-2)
CLM1203	7'6" W x 12' L x 12cm H (Non-Fold V-2)
CLM1203BF	7'6" W x 12' L x 12cm H (Bi-Fold V-2)
CLM1204	8' W x 12' L x 12cm H (Non-Fold V-2)
CLM1204BF	8' W x 12' L x 12cm H (Bi-Fold V-2)
CLM1205	6' W x 15'6" L x 12cm H (Non-Fold V-2)
CLM1205BF	6' W x 15'6" L x 12cm H (Bi-Fold V-2)
CLM1206	7'6" W x 15'6" L x 12cm H (Non-Fold V-2)
CLM1206BF	7'6" W x 15'6" L x 12cm H (Bi-Fold V-2)
CLM1207	8' W x 15'6" L x 12cm H (Non-Fold V-2)
CLM1207BF	8' W x 15'6" L x 12cm H (Bi-Fold V-2)
CLM1208	8' W x 18' L x 12cm H (Non-Fold V-2)
CLM1208BF	8' W x 18' L x 12cm H (Bi-Fold V-2)

20CM COMPETITION LANDING MATS

Built to High School, USAG, and NCAA competition specifications.

MODEL#	DIMENSIONS
CLM2000	7'6" W x 5' L x 20cm H (Non-Fold Filler V-2 on 7'6" sides)
CLM2001	7'6" W x 4' L x 20cm H (Non-Fold Filler V-2 on 7'6" sides)
CLM2002	6' W x 12' L x 20cm H (Non-Fold V-2)
CLM2002BF	6' W x 12' L x 20cm H (Bi-Fold V-2)
CLM2003	7'6" W x 12' L x 20cm H (Non-Fold V-2)
CLM2003BF	7'6" W x 12' L x 20cm H (Bi-Fold V-2)
CLM2004	8' W x 12' L x 20cm H (Non-Fold V-2)
CLM2004BF	8' W x 12' L x 20cm H (Bi-Fold V-2)
CLM2005	6' W x 15'6" L x 20cm H (Non-Fold V-2)
CLM2005BF	6' W x 15'6" L x 20cm H (Bi-Fold V-2)
CLM2006	7'6" W x 15'6" L x 20cm H (Non-Fold V-2)
CLM2006BF	7'6" W x 15'6" L x 20cm H (Bi-Fold V-2)
CLM2007	8' W x 15'6" L x 20cm H (Non-Fold V-2)
CLM2007BF	8' W x 15'6" L x 20cm H (Bi-Fold V-2)
CLM2008	8' W x 18' L x 20cm H (Non-Fold V-2)
CLM2008BF	8' W x 18' L x 20cm H (Bi-Fold V-2)

4" THROW MATS

Used as a supplemental mat in conjunction with Competition Landing Mats.

MODEL#	DIMENSIONS
TRN3050	3' W x 6' L x 4" H (Firm)
TRN3049	4' W x 6' L x 4" H (Firm)
TRN3049XF	4' W x 6' L x 4" H (Extra-Firm)
TRN3046	4' W x 48" L x 4" H (Firm)
TRN3046XF	4' W x 8' L x 4" H (Extra-Firm)
TRN3047	5' W x 10' L x 4" H (Firm)
TRN3047XF	5' W x 10' L x 4" H (Extra-Firm)
TRN3048	7'6" W 10' L x 4" H (Firm)
TRN3048XF	7'6" W x 10' L x 4" H (Extra-Firm)

RESILITE GUARANTEE / WARRANTY

1-Year Guarantee on sewn Fabric-Covered Mats



WARNINGS ON THE USE OF RESILITE SEWN MATS AND PADS

Resilite Mats and Pads are made for use in any number of recreational and sports-related activities. While they are intended to diminish the probability of an injury, under no circumstances should the user ever assume a mat or pad will eliminate the possibility of an injury. Any activity involving motion or height creates an inherent risk of a serious or even catastrophic injury, including paralysis and death. The user of any mat or pad therefore assumes this risk. Head, neck, and chest first landings should always be avoided. Always inspect the mat or pad before each use. If there are signs of wear including but not limited to; holes or tears in the cover, or if the foam core shows signs of deterioration, soft spots, or tears do not use the mat.

The life expectancy of a mat or pad is dependent upon the frequency and severity of the impacts it is subjected to over time. If the user can compress the mat enough to feel the surface below, the mat should be discarded and replaced. If you are unsure of the mat or pad's ability to function as intended, do not use it!

- Only use mats under the supervision of trained and qualified instructors and/or spotters.
- Know your limitations and the limitations of the mat, and always follow progressive learning techniques.
- Always use overhead spotting or belay apparatus with a trained and qualified spotter when applicable.
- Before each use always inspect for damage and to ensure the mat or pad is in the proper position for the mats' intended use.

SEWN MATS CARE AND HANDLING

To maximize the life of your mats proper care of both the cover and the foam core is important. Resilite uses high quality made in America vinyl for our covers that are resistant to mold, mildew, and bacterial growth. Our foam cores are made using high quality Polyurethanes and Polyethylenes necessary for the application of the mat.

The Vinyl cover can be cleaned and disinfected using anything from mild soap and water to diluted household cleaners. If using something other than mild soap and water, always test it on a small spot on the bottom of the mat to ensure it will not damage, discolor, or delaminate the vinyl before cleaning the rest of the mat. When finished always use a damp cloth to remove any residue that the cleaning solution may have left behind, and then dry the mat with a soft, clean cloth.

On mats that have zippered covers, periodically open the cover, and inspect the foam core for damage and wear. On larger mats foam cores or modules can be flipped, spun, or even relocated should a soft spot develop. If it's not possible to move a soft spot that is in a repetitive high impact location, the mat should be removed from use and replaced. In some cases, if the cover is in good condition, the foam core can be replaced. Call us at 800-843-6287 to discuss the possibility.

When relocating your mats always use the handles and never drag the mat over rough surfaces like concrete to avoid damaging the vinyl cover.

WARRANTY CLAIM PROCESSING

Warranty claims must be accompanied by proof of purchase. Claims must be in writing and include photographic documentation of the claimed defect. To submit a claim, under the terms of the warranty, the buyer must: provide a written statement of the claim, a copy of the original invoice, and supporting photographic evidence to assist Resilite with evaluating the claim. Send all three items noted above to: warranty@resilite.com. Under no circumstance should a mat be returned without written permission from Resilite. Resilite will examine each claim on a case-by-case basis and in its discretion address such alleged non-conformity, either by repairing the defective Products or a replacement

LOSS OR DAMAGE IN TRANSIT WITH PUBLIC CARRIER

If the customer arranges their own freight on the original invoice, customer will be responsible for the freight costs to and from the factory for any repairs or replacement Product under this warranty. In any event, under no circumstances shall Resilite cover freight charges outside the continental United States. The customer assumes risk of loss or damage during shipment if the customer arranges its own freight. Resilite's responsibility ends when the customer signs the bill of lading, which is our receipt that the shipment was complete and in good condition. It is the customer's responsibility to check the number of pieces received against the number shown on the freight bill and our bill of lading. Note the freight bill with shortages or damage before it is signed.

If Resilite Sports Products, Inc. mistakenly listed a product at an incorrect price, Resilite reserves the right to refuse or cancel any such orders whether the order has been confirmed and your credit card has been charged. If the order has gone through on your credit card, Resilite will refund the entire amount of the incorrect prices.

WARNING

While this product is intended to diminish the probability of an injury, under no circumstances should the user ever assume that this product will completely eliminate the possibility of injury. **Any activity involving motion or height creates an inherent risk of serious or catastrophic injury including paralysis and death.** The user of this product therefore assumes this risk. Head, neck, and chest first landings should be avoided at all times. Always inspect this product before each use. If there are any signs of wear including but not limited to; holes or tears in the cover, or if the foam core shows signs of deterioration, soft spots, or tears discontinue using it. The life expectancy of this product is dependent upon the frequency and severity of impacts it is subjected to. If the user can compress this mat enough to feel the surface below, the mat should be discarded and replaced. If you are unsure of this products condition or its ability to function as intended, do not use it! As mats can shift and move when used, always check to be sure the mat is properly positioned for the activity, maneuver, or skill being attempted before each use.

In accordance with section 1. (b) of the California Proposition 65 be advised: Materials used in the production of this product may contain chemicals known to the state of California to cause cancer, birth defects, and other reproductive harm. For more information regarding Proposition 65 go to: <http://oehha.ca.gov/prop65.html> For more information on the use and maintenance of this product go to: www.resilite.com, or call 800-843-6287

RSPGYM_0816HORZ

California Customers:

Proposition 65 requires businesses to provide warnings to Californians about significant exposures to chemicals that cause cancer, birth defects or other reproductive harm. These chemicals can be in the products that Californians purchase, in their homes or workplaces, or that are released into the environment. By requiring that this information be provided, Proposition 65 enables Californians to make informed decisions about their exposures to these chemicals.



WARNING: Cancer and Reproductive Harm - www.P65Warnings.ca.gov



#TheMatCompany



/resilite



@resilite



@resilitesportsproducts



Resilite Sports

RESILITE
The Mat Company

www.resilite.com | 1.800.843.6287