


HOME-USE CLASSIC MATS



INSTRUCTIONS FOR

CARE, HANDLING & SAFE USE

OF YOUR RESILITE HOME-USE CLASSIC MAT



STOP!

READ BEFORE UNROLLING MAT

IMPORTANT: DO NOT unroll the mat until it has been kept at room temperature of 60°F or higher for a period of no less than 12 hours.

IMPORTANT: Read and keep this owner's guide, it provides specific safety information and care & handling instructions for your Resilite mat.

 **RESILITE**
The Mat Company

Thank you for purchasing a Resilite home use mat. Your Resilite mat was manufactured in a way that will give you years of dependable service and, with proper care and maintenance, you can extend the life of your mat.

This owner's Guide provides specific safety information and Care and Handling Instructions for your mat. The risk of serious injury or death to athletes increases, as does the likelihood of damage to your Resilite mat, if the Care and Handling Instructions are not carefully followed.

ALERT SYMBOL KEY



This is the **Safety Alert symbol**. It is used to alert you to potential personal injury hazards. Obey all safety messages that follow this symbol to avoid possible injury or death.



This is the **Caution symbol**. It is used to alert you to situations that can potentially cause permanent damage to your mat, facility or may result in personal injury to the mat user and/or athlete. Obey all safety messages that follow this symbol to avoid injury or possible damage to your mat.

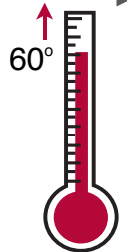
IMMEDIATELY AFTER RECEIVING YOUR MAT, CHECK FOR THESE CONDITIONS



TEMPERATURE

BEFORE UNROLLING:

If you receive your mat in cold weather, DO NOT unroll the mat until it has been kept at room temperature of 60° F or higher for a period of no less than 12 hours. Forcing a mat to unroll while it is cold may permanently damage the foam and vinyl coating.



FLOORING SURFACE

Before Unrolling:

Some floors contain chemicals that may react to the new mat or newly reconditioned mat and can cause damage to the floor or mat. NEVER unroll a new (uncured) mat directly onto newly laid tile or freshly painted, varnished, synthetic rubberized flooring, new uncured concrete, or new uncured waxed gymnasium floors.

Prevent Damage - Protect The Floor

To prevent possible damage to the mat or flooring surface, unroll the mat on polyethylene (plastic) sheeting. Plastic sheeting can be purchased at most hardware, building supply, or home-improvement centers.

INSPECT THE MAT FOR DAMAGE

At the time of delivery, carefully inspect your mat for any damage that may have occurred during shipping. Depending upon the temperature, it is important to inspect the mat within 24 hours of receipt. If the mat is not damaged, sign the Bill of Lading. **If damage is evident when you take possession, the Bill of Lading MUST be marked "DAMAGED - Subject to Inspection."** Within 24 hours of receipt, report in writing to Resilite or to the freight company that delivered the mat if any damage is found.

APPEARANCE

The mat is covered with a dusting of powder.

Each mat is dusted with a fine cornstarch powder to prevent the newly painted vinyl surfaces from sticking together when the mat is first rolled.

Removing the White Powder (cornstarch)

BEFORE WET MOPPING:

Using a Swiffer® dry mop, soft bristled broom, dry string mop or Shop-Vac® gently remove as much of the loose cornstarch powder and/or dirt as possible.



NOTE: When using a Shop-Vac, attach the wide floor attachment and place masking tape over any rough or sharp edges on the attachment to prevent any damage to the new vinyl mat surface.

Once as much of the dry powder as possible has been removed, you may use a damp mop or soft cloth to wet the mat area with a mixture of warm water and dishwashing liquid soap or an athletic mat disinfectant cleaner such as KenClean Plus. Do not allow water to seep underneath the mat or puddle on the mat.



CAUTION: Mat may be slippery when wet. Do not use the mat until fully dry.



ODOR

The mat may have a distinctive odor.

The new vinyl coating may give off a characteristic odor during the first 24 to 48 hours.

It is recommended that the mat be unrolled in a well-ventilated area. Air flow and warm temperatures will help reduce the odor. Anyone who is especially sensitive to the odor should avoid being in the area of the mat during the first 48 hours.

MAT IMPACT PROTECTION

Each Classic Resilite mat is designed and manufactured to meet or exceed the ASTM F1081 wrestling mat standard in accordance with ASTM F355 "Test Method for Shock Absorbing Properties of Playing Surface Systems and Materials".



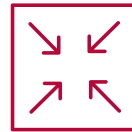
WARNING:

MAT PROTECTION MAY VARY ACCORDING TO ROOM TEMPERATURE

Mat shock-absorbency performs best when room temperature is between 68° F and 72° F.

If the room temperature exceeds 78° F, additional padding may be necessary to meet minimum ASTM shock-absorbency standards.

MAT SIZE AND SHRINKAGE



All foam mats are subject to expansion and contraction due to environmental and physical conditions. Because of the physical properties of the foam used in vinyl-coated mats they are subject to shrinkage. Resilite manufactures it's Classic Resilite mats oversized to compensate and allow for this shrinkage. Resilite guarantee's that our mats will be manufactured to be within a +/- 4% tolerance of the overall mat size ordered.

YOUR NEW RESILITE CLASSIC MAT

Each Classic Mat is manufactured with all edges and sides coated with Resilite's durable #457 painted vinyl coating. This gives you the ability to use either side of the mat.



Begin by unrolling each mat section. Once each section is fully unrolled, you may want to flip the mat section over and allow the mat to “rest” or flatten out for several hours.



Align The Mat Sections

If your home use mat has more than one section, each section must be lined up together so that the markings of the mat sections align. The sections can be pulled or pushed together so that the lines match up.

Using the supplied roll of mat tape, securely tape the mat sections together. Mat tape should be applied to the surface you will be using. Do not tape the underside of the mat.



WARNING:
NEVER USE A MAT THAT IS NOT PROPERLY TAPED TOGETHER AS SERIOUS INJURY OR DEATH MAY RESULT.

It is important to remove and replace mat tape at least once a month to prevent the tape from bonding permanently to the mat surface. Tape adhesive can be removed with Goo Gone®, mineral spirits, or Simple Green® cleaner.

Mat sections may move during the use of the mat. Check the mat periodically during use to ensure that the sections remain securely fastened.



CAUTION: Always use appropriate footwear such as wrestling shoes or athletic sneakers. Bare feet are not recommended.



WARNING:
MAT PROTECTION MAY VARY ACCORDING TO ROOM TEMPERATURE

Mat shock-absorbency performs best when room temperature is between 68° F and 72° F.

If the room temperature exceeds 78° F, additional padding may be necessary to meet minimum ASTM shock-absorbency standards.

STORING YOUR CLASSIC MAT

Always inspect, clean and dry the mat before storing. Remove any mat tape before rolling. Begin by rolling each section of mat. Avoid “coning” the roll by moving slowly as the mat is rolled.



NOTE: Because of the nature and properties of the foam core used in the Classic Resilite mat, wrinkles do and will occur. To help reduce wrinkles, roll the mat from the opposite end or flip the mat over each time you roll the mat.

Use the supplied mat straps to fasten each roll.

DO NOT use chains, ropes, wires, or ratchet straps to secure the mat section roll. Other fasteners can and will leave impressions and/or cuts in the mat surface.



Never store the mat against, on top of, or beneath other objects because impressions in the mat surface can occur.

Compressed foam or deep impressions in the foam render a mat surface unsafe and it can not be repaired. You should not use a mat with deep impressions because serious injury or death can occur.

⚠ WARNING ⚠

Any activity involving motion, height, or physical contact creates the possibility of serious bodily injury, including permanent paralysis, or death, from falling or landing on the neck, head or other parts of the body.

- This mat cannot, and does not, totally eliminate this hazard.
 - You still assume a risk of serious injury when using this mat.
 - This risk can be reduced by following the guidance below, and the Instructions for Care, Handling, and Safe Use booklet provided with this mat.
1. This mat is designed for minimal physical contact, instructional technique, passive maneuvers and demonstration purposes only. Not to be used for live wrestling, full speed drills, or competition.
 2. Use this mat **ONLY** under the supervision of or in accordance with the guidance of a trained and qualified instructor.
 3. Athletes: Know your own limitations and follow progressive training practices.
 4. Before performing maneuvers using this mat, always make sure that there is enough space to properly and safely perform the chosen maneuver, so as to avoid contact with instructors, bystanders or other users, and to avoid going outside the perimeter of this mat.
 5. Mat protection may vary according to room temperature. Mat shock-absorbency performs best when room temperature is between 68-degrees F - 72-degrees F.
 6. Body slams or similar severe impacts which are illegal under the rules of wrestling, are dangerous and may result in serious injury or death.
 7. Tape or secure mats properly prior to every use to minimize movement during use.

When using this mat you still assume a risk of serious injury. The risk can be reduced by using the mat only under the supervision of trained instructors and by reading and following the Instructions for Care, Handling, and Safe Use accompanying the mat.

199070031_0910HU

Additional copies of the Instructions for Care, Handling, and Safe Use are available online or by contacting Resilite Sports Products at 1-800-843-6287.

California Customers:

⚠ WARNING: Cancer and Reproductive Harm - www.P65Warnings.ca.gov

SUPPLIES AND ACCESSORIES

MAT TAPE

Secure your mat sections.

Order at www.resilite.com or by calling 1-800-843-6287.


FOAM PLY BOXES

Build stamina, explosiveness, and lower body strength.

Sizes sold individually or as a set on www.resilite.com or by calling 1-800-843-6287.


MAT REPAIR KITS

Repair kits may be ordered at www.resilite.com or by calling 1-800-843-6287.

WARRANTY INFORMATION
3-Year Warranty

New, First Quality and Remnant Vinyl-Coated Classic Resilite Mats and Resilite LiteWeight Mats

1-Year Warranty

Classic Resilite Factory-Reconditioned Mats

Resilite warrants its products to be free from defects in materials or workmanship during normal use and installation. The guarantee stated above is valid only if the mats have been handled in full observance of the Care and Handling Instructions furnished with each mat; have been subjected to normal use for the purpose for which the mats were designed; have not been subject to vandalism, misuse, neglect, or accident; have not been subjected to addition or subtraction of pieces; and have not been modified or altered by persons other than Resilite or its designees in any respect which, in the judgment of Resilite, affects the condition or operation of the mats.

This warranty does not cover cosmetic items (scratches, scuff marks, denting or compression from incorrect storage, marring, fading, discoloring, weathering), normal wear and tear or damage due to neglect.

Resilite will continue to improve the design of mats available for your athletic needs; therefore, we reserve the right to make substitutions or change specifications without notice when, in the opinion of the company, these changes will benefit the customer. Any change in Resilite's published specifications will not have any effect on Resilite's Guarantee.

For complete warranty information please call 1-800-843-6287 or visit www.resilite.com

Submit Claim:

To make claim under the terms of the warranty, the buyer's written statement of claim, along with a copy of the original invoice, and supporting photographs must be sent to: **Resilite Sports Products, Inc., Attn: Warranty Claim, 200 Point Township Drive, Northumberland, PA 17857.** No mat shall be returned without written permission from Resilite.