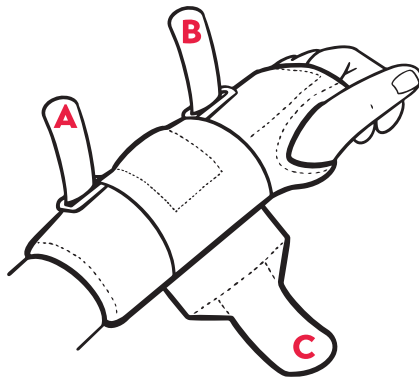


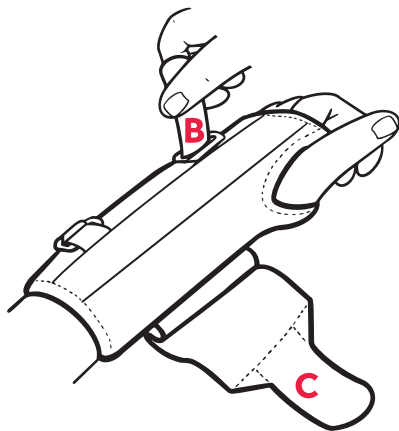
INSTRUCTIONS FOR USE

KOOLFLEX WRIST SUPPORT, WC32/WC33

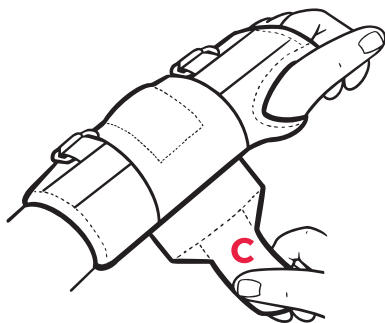
 NewOptions



1. Slide hand into support. Place the thumb into the smaller hole and remaining fingers in the larger hole.



2. Thread straps A and B through buckles and tighten to fit.



3. Wrap strap C around wrist away from your body and wrap all the way around support. Adjust to fit.

Still need help?
Scan here to watch a video tutorial!



WC32



WC33