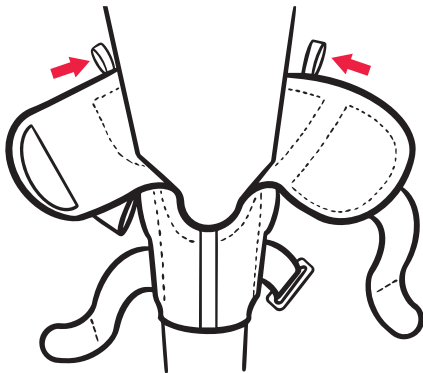


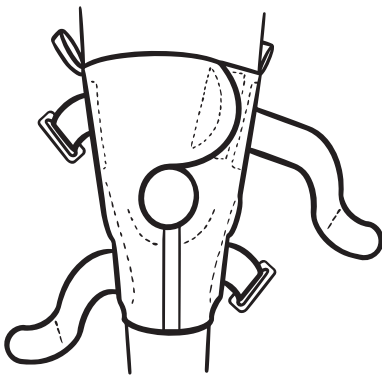
INSTRUCTIONS FOR USE

ADJUSTABLE KNEE BRACE, KC67-NOS

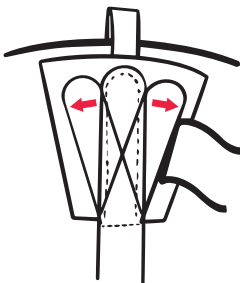
 NewOptions



1. Use tabs at top of brace to position lower sleeve on calf.



2. Close anterior wrap around top section.



3. Adjust the medial and lateral hinges so that they are anatomically aligned.



4. Secure bottom strap first and then secure top strap. Brace is now properly fit.

Still need help?
Scan here to watch a video tutorial!



KC67-NOS