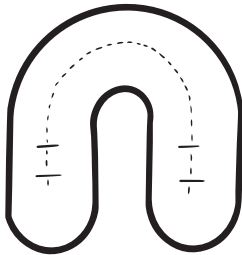



# INSTRUCTIONS FOR USE

PADDED MULTI-POSITION HINGE KNEE BRACE, K2-U-MP

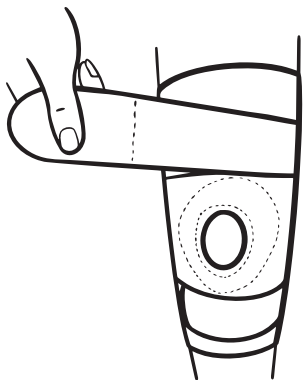
 NewOptions



**1.** Choose desired brace size according to 6" above knee center thigh measurement. Adjust Patella "U" pad to desired position.



**2.** Pull brace on and center patella within brace patella opening.



**3.** Reattach the upper and lower Velcro straps to desired tightness.