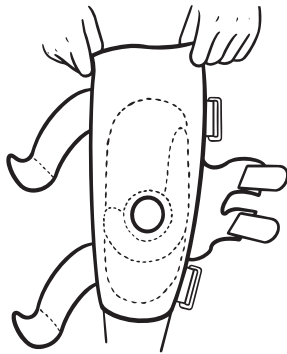


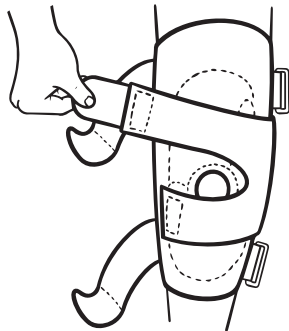
INSTRUCTIONS FOR USE

PATELLA STABILIZER WITH "J" BUTTRESS, K15/K17-PC

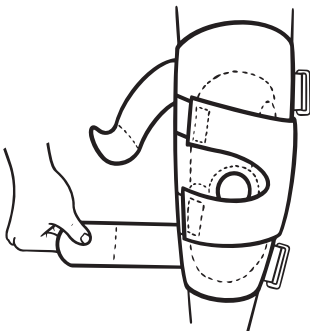
 NewOptions



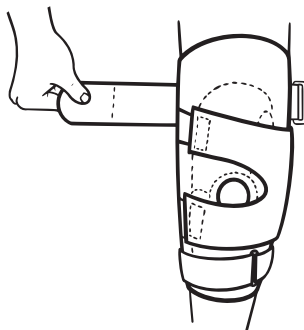
1. After removing product from packaging, loosen all straps. Pull orthosis on by pulling it up the leg, centering the patella under the patella cut out of the brace.



2. Adjust the patella buttress straps first by tightening to comfort.



3. Adjust the supportive straps at the calf portion to an optimum comfort level.



4. Adjust the supportive straps at the thigh portion to an optimum comfort level.

Still need help?
Scan here to watch a video tutorial!



K17-PC