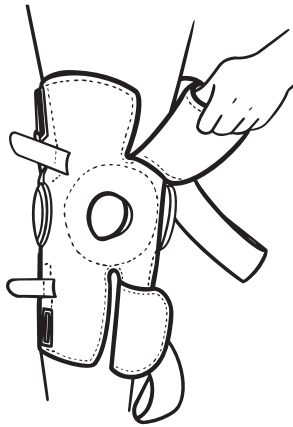


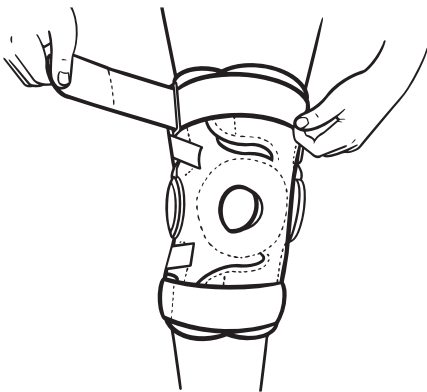
INSTRUCTIONS FOR USE

PATELLA STABILIZER, K12-NOS/ KC12-NOS

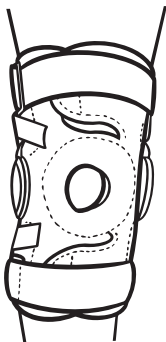
 NewOptions



1. Center support in front of the leg and pull straight up so that the knee cap is centered in the opening.



2. Secure proximal and distal anterior Velcro closures. Thread straps through D-rings and secure.



3. Secure patella stabilizing straps to brace.

Still need help?
Scan here to watch a video tutorial!



K12-NOS



KC12-NOS