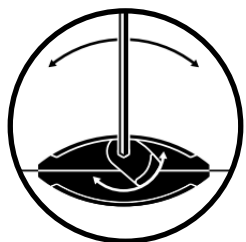
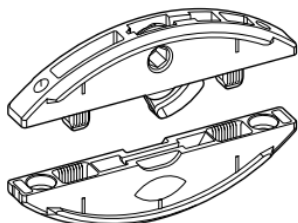
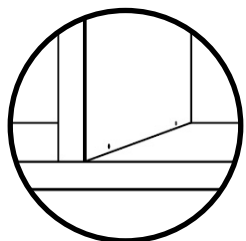


## Clamex P




### Detachable

Infinitely connect and disconnect Clamex with an allen key



### Aesthetic


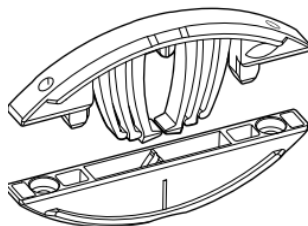
Nearly invisible cam lock holes maintain an aesthetic look



### Versatile

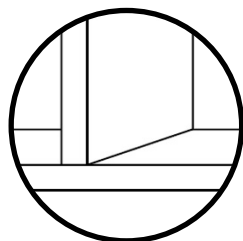
Allows for miter joints between 30° and 180°

## Tenso P



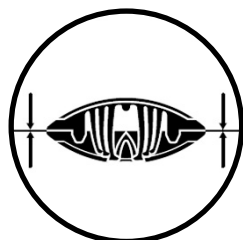
### Fixed Joint

The combination of the self-clamping aid and glue creates strong, fixed connections



### Invisible

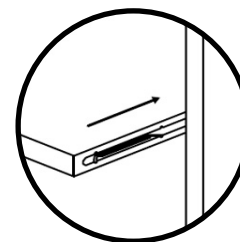
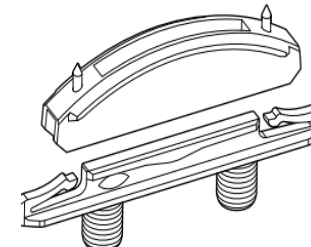
Completely invisible connections for a uniform design



### Accurate

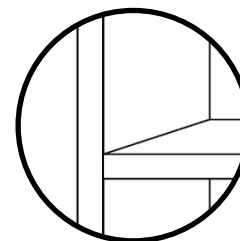
Perfect alignment and high clamping force of 30 lbs

## Divario P



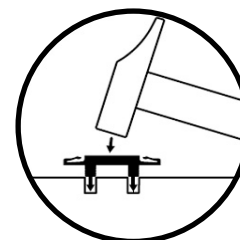
### Slide to Connect

Connected by inserting panel between 2 fixed sides or shelves via a routed groove



### Invisible

Routed groove covers the connectors for an invisible joint



### Fast

Quick installation with a hammer or mallet - no need for glue