

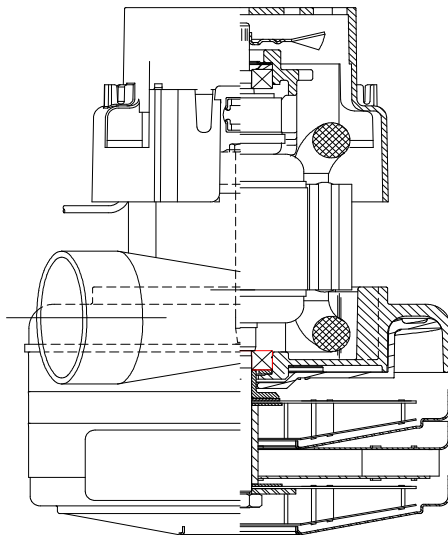


DESCRIPTION

- Dual-Tapered Fan System
- Suitable for **115 volts** only
- 5.7"/ 145 mm diameter
- Dual ball bearings
- Single speed
- Tangential bypass discharge
- Thermoset Plastic fan end bracket
- Thermoset Plastic commutator bracket

DESIGN APPLICATION

- Equipment operating in environments requiring separation of working air from motor ventilating air
- Designed to handle clean, dry, filtered air only



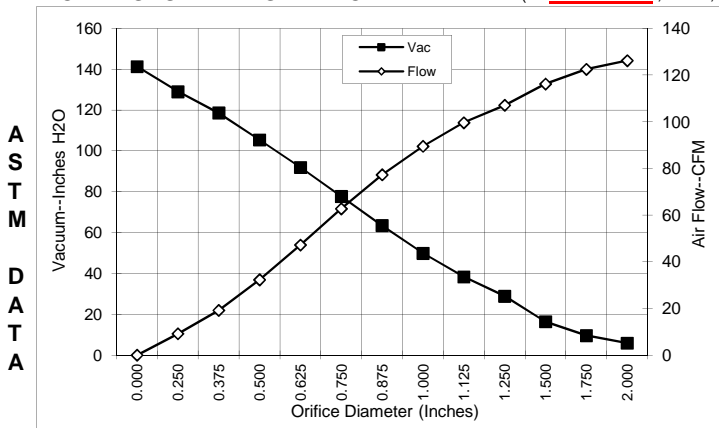
SPECIAL FEATURES

- **Suitable for 115 volt only**
- 50/60 Hz
- UL recognized, category PRGY2 (E47185)
- Provision for grounding
- Skeleton frame design
- Dual Tapered fan system
- The Lamb vacuum motor line offers a wide range of performance levels to meet design needs

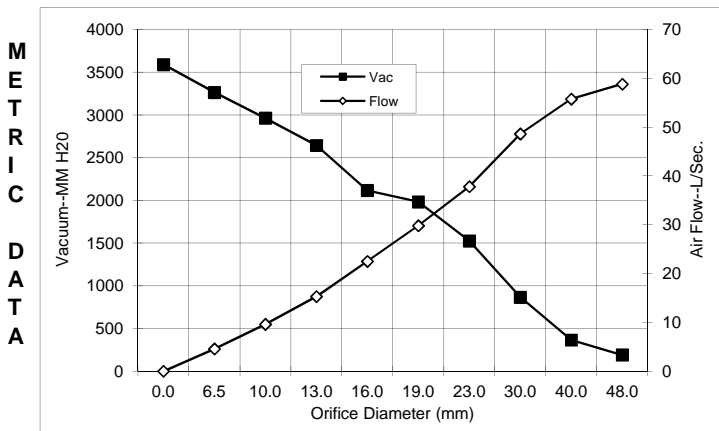
PEAK AIRWATTS
584
Calculated in accordance with ASTM F2105

TYPICAL MOTOR PERFORMANCE.*

(At **115 volts**, 60Hz, test data is corrected to standard conditions of 29.92 Hg, 68° F.)



Orifice (Inches)	Amps	Watts (In)	RPM	Vac (In.H2O)	Flow (CFM)	Air Watts
2.000	15.6	1711	24910	5.9	126.2	88
1.750	15.6	1710	24834	9.6	122.5	138
1.500	15.6	1711	24672	16.4	116.2	224
1.250	15.6	1711	24672	28.9	107.1	364
1.125	15.5	1705	24750	38.3	99.6	449
1.000	15.3	1682	24910	49.9	89.5	525
0.875	15.0	1648	25308	63.5	77.3	577
0.750	14.4	1590	25692	77.8	62.7	573
0.625	13.6	1499	26474	91.9	47.2	510
0.500	12.4	1375	27658	105.4	32.3	400
0.375	11.0	1231	29076	118.6	19.2	268
0.250	9.8	1096	30722	129.0	9.2	140
0.000	8.8	989	32234	141.3	0.0	0



Orifice (mm)	Amps	Watts (In)	RPM	Vac (mm H2O)	Flow (L/Sec)	Air Watts
48.0	15.6	1711	24877	191	58.8	110
40.0	15.6	1711	24721	365	55.7	199
30.0	15.5	1708	24715	866	48.6	411
23.0	15.1	1657	25209	1526	37.8	515
19.0	14.4	1588	25708	1982	29.8	528
16.0	13.6	1503	26443	2115	22.5	470
13.0	12.5	1387	27540	2642	15.3	411
10.0	11.2	1253	28863	2963	9.6	288
6.5	9.9	1103	30640	3263	4.6	146
0.0	8.8	989	32234	3589	0.0	0

Note: Metric performance data is calculated from the ASTM data above.

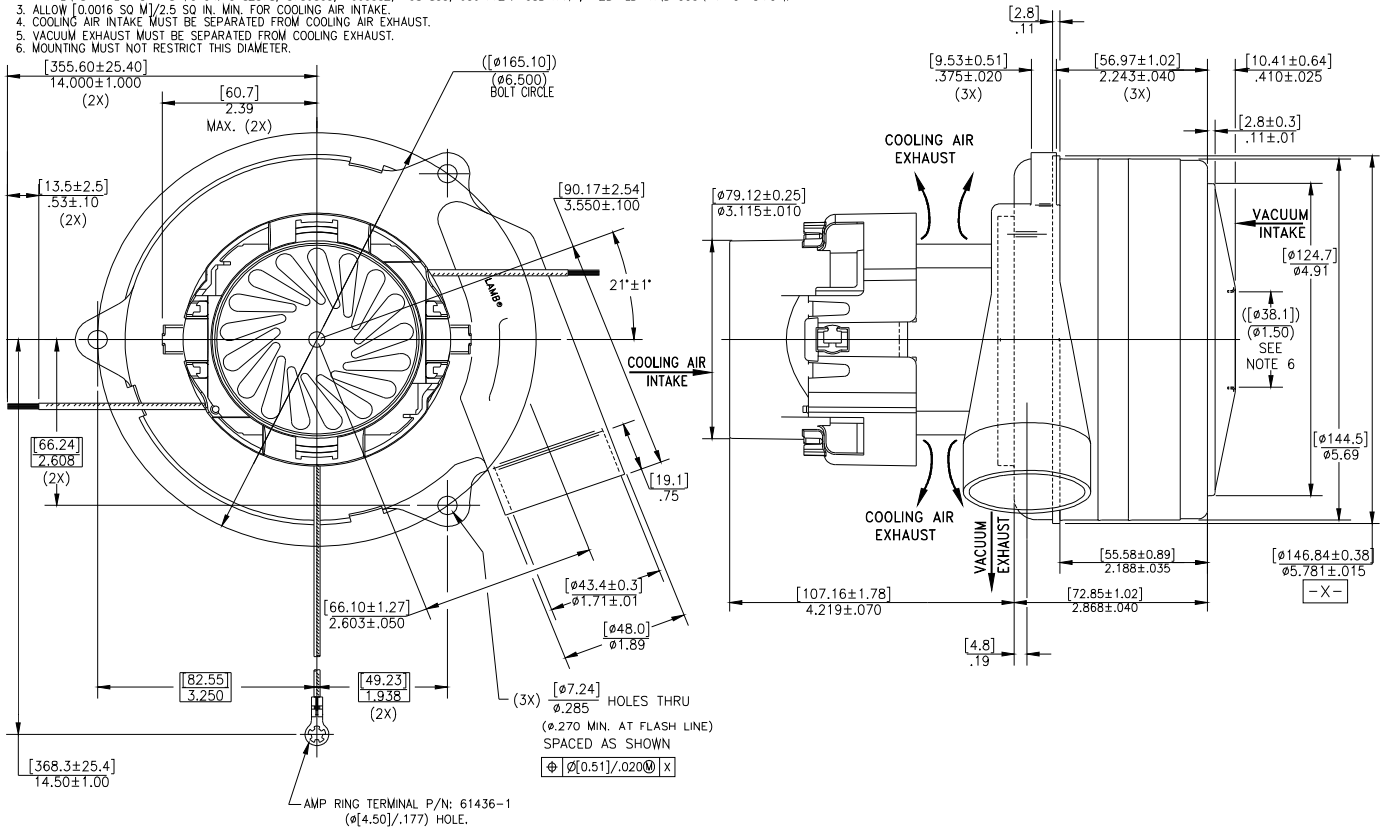
* Data represents performance of a typical motor sampled from a large production quantity. Individual motor data may vary to normal manufacturing variations.

Test Specs:	120 volt	Minimum Sealed Vacuum: 76	TBA	ORIFICE: 7/8"	Minimum Vacuum:	TBA	Maximum Watts:	TBA
--------------------	----------	----------------------------------	-----	----------------------	------------------------	-----	-----------------------	-----

DIMENSIONS

NOTES:

1. POWER LEADS: 18GA STRANDED, LEADS CAN BE ANY COLOR EXCEPT GREEN OR GREEN WITH YELLOW STRIPE. GROUND LEAD: 18GA STRANDED, GREEN OR GREEN WITH YELLOW STRIPE.
2. MOTOR IDENTIFICATION: MANUFACTURER'S NAME, MODEL NUMBER, VOLTAGE, FREQUENCY, INSPECTORS CODE WITH "FF" SUFFIX. DATE OF MANUFACTURE, AGENCY RECOGNITION CODE, PLANT LOCATION CODE, PATENT INFORMATION, ONE OR MORE OF THE FOLLOWING PATENTS APPLY TO THIS MOTOR: 5482378; 5736805; 4669952; 4684835; 6561772. "08B ARM", "12B FLD" AND COUNTRY OF ORIGIN.
3. ALLOW [0.0016 SQ M]/2.5 SQ IN. MIN. FOR COOLING AIR INTAKE.
4. COOLING AIR INTAKE MUST BE SEPARATED FROM COOLING AIR EXHAUST.
5. VACUUM EXHAUST MUST BE SEPARATED FROM COOLING AIR EXHAUST.
6. MOUNTING MUST NOT RESTRICT THIS DIAMETER.



PRELIMINARY BULLETIN

IMPORTANT NOTE: Pictorial and dimensional data are subject to change without notice. Contact factory for current revision levels.

WARNING - When using AMETEK/Lamb Electric bypass motors in machines that come in contact with foam, liquid (including water) of other foreign substances, the machine must be designed and constructed to prevent those substances from reaching the fan system, motor housing and electrical components. Lamb vacuum motors other than hazardous duty models should not be applied in machines that come in contact with dry chemicals or other volatile materials. Failure to observe these precautions could cause flashing (depending on volatility) or electrical shock which could result in property damage and severe bodily injury, including death in extreme cases. All applications incorporating Lamb motors should be submitted to appropriate organizations or agencies for testing specifically related to the safety of your equipment.

AMETEK/Lamb Electric Division
627 Lake Street
Kent, Ohio 44240
U.S.A.
Tel: (330) 673-3451 Fax: (330) 673-8994
www.lambelectric.com