







































Quick Reference Chart







 Common Keys	
	Return to previous page
	Go to next page
	Return to the category selection of embroidery/ordinary sewing mode
	Switch between embroidery/ordinary sewing modes
	Open file
	Machine setting
	Help movie
	Lockout machine

  Machine Settings	
	Common settings
	Customize ordinary settings
	Customize embroidery settings
	Language settings










 Category Selection	
	Utility stitches
	Buttonhole and specialty stitches
	Decorative and quilting stitches
	Monogramming
	Sewing applications menu









  Utility Stitches	
	Drop/raise feed dog
	Cloth guide adjustment
	Foot up for pivoting
	Single/Twin needle sewing mode
	Dual feed sewing












  Decorative/Stitch Pattern Combinations	
	Program pattern combination
	Delete pattern
	View pattern combination
	Save pattern combination
	Import created stitch
	Delete created stitch
	Move cursor up/down
	Start over from beginning of current/first pattern

  Monogramming	
	Font selection
	Select upper/lower case
	Select letter size
	Apply same thread tension to all letters

Quick Reference Chart

  Sewing Applications
 Sewing Applications for standard feet
 Sewing Applications for optional feet
 Cornering startover function
 One stitch off function
 Needle stop position up/down setting
 Adjust presser foot height
 Go back to previous screen

 Manual Stitch Adjustment
 Adjust setting
 Return settings to default values
 Sew vertical mirror image
 Sew horizontal mirror image
 Open favorite stitch setting
 Save favorite stitch setting
 Delete favorite stitch setting

  File Management
 Move cursor left/right and select letter
 Enter file name
 Change file/folder name
 Delete file/folder
 Create new folder
 Select internal memory
 Select USB flash drive
 Select file/folder
 Move to parent directory