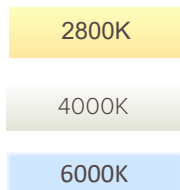



## COLOUR SWITCHABLE



Driver Supplied Fits Through Cutout



Dimmable Driver Chloe-Dim (Sold Separately)



## INLINE COLOUR SWITCHABLE CONNECTOR



# CHLOE



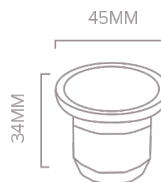
## CCT MARKER LIGHT / MINI DOWNLIGHT

3W	50K LIFESPAN (HRS)	30° BEAM ANGLE	2 YEAR WARRANTY
IP44	OSRAM CHIP	⚡ 220-240V	CRI 90

### FEATURES & BENEFITS

- 3W Low Glare Marker Light / Downlight
- 300 Lumens
- LED Chip - Osram
- Beam Angle 30°
- IP Rating - IP44
- Fluted, Anti-Glare Bezel
- Faceted Lens
- Great MR11 Alternative
- Variety of bezel options available including Matt White & Brushed Nickel
- Colour Switchable 2800K, 4000K 6000K
- Ideal for kitchens (as plinth lights) receptions, meeting rooms, entrance foyers
- 2 year warranty

### DIMENSIONS



### SPECIFICATIONS

Product Code	Finish	Power	Colour	Lumens	Dimension	Cutout
CHLOE-3W-CCT	Matt White	3W	2800K/4000K/6000K	300lm	34 x 45mm	37mm

Product Code	Description	Input Voltage	Output Voltage	Dimension
CHLOE-DIM	Chloe Dimmable Driver	200-250V	3-8VDC 700mA	48 x 30 x 21