

Colour Palette mkII

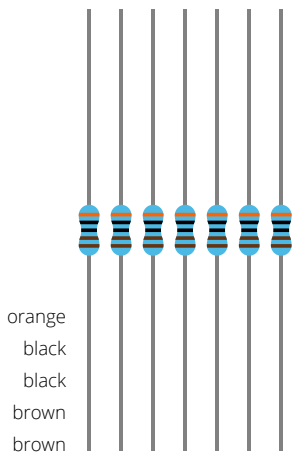
Component Sorting Sheet

For the full, step-by-step assembly guide, visit diy.re/palette-mkii-manual

1 Resistors

Sub bag 1

R5-R11
3k

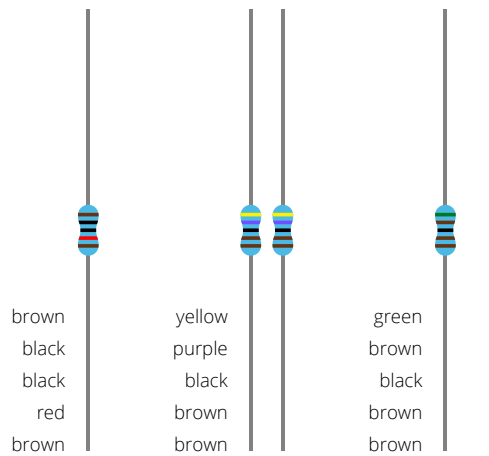


Sub bag 2

R12
10k

R1, R14
4.7k

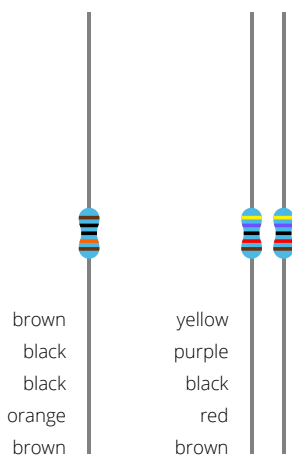
R4
5.1k



Sub bag 3

R13
100k


R2, R3
47k



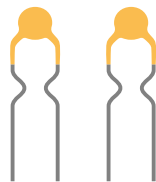
2

Small Capacitors, Fuses

CB1-CB8
.1uF ceramic caps




F1, F2
Self-resetting fuses



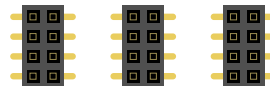
3

Sockets, Diode Bridges

U1-U4
IC sockets



CON4-CON6
Colour sockets




BR1
Diode bridge




4

Large Capacitors

C1, C2
220uF




C3-C6
100uF



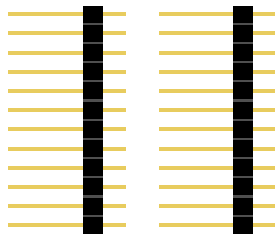
5

Pots, Daughter Board Hardware

CON1A, CON2A
12-pin sockets




CON1B, CON2B
12-pin headers



H1, H2
Brackets



H5
Standoff and screw



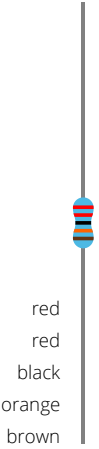
VR1-VR4
20k potentiometers



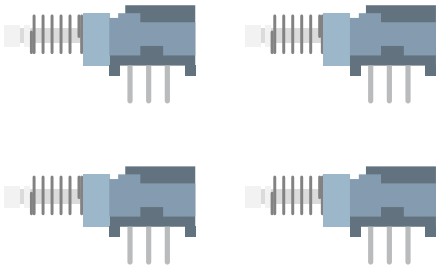
6

LEDs, Switches

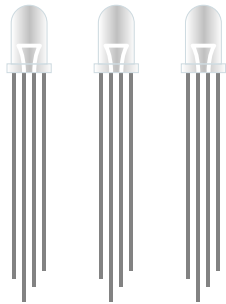
R4
220k



SW1-SW4
Switches



LED1-LED3
Switches



H3, H4
Brackets



H1-H4
Front panel screws



H5
Standoff screw



7

Integrated Circuits

U1, U4
NE5532 Opamps



Markings:
NE5532P

U2
DRV134 Line driver



Markings:
DRV134

U3
1256 Line receiver



Markings:
THAT 1256

8

Front Panel Parts

SW1-SW4
Switch caps



LED1-LED3
LED Lenses



VR1-VR4
Knobs

