

1

Resistors

R1
33k



orange
orange
black
red
brown

R2
47k



yellow
purple
black
red
brown

R3, R4
6.8k



blue
gray
black
brown
brown

R5, R6
10R



brown
black
black
gold
brown

R7
100k



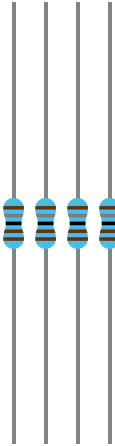
brown
black
black
orange
brown

R8
4.7k



yellow
purple
black
brown
brown

R9, R10, R12, R13
1.8k



brown
gray
black
brown
brown

R11
220R



red
red
black
black
brown

R14
4.7R



yellow
purple
black
silver
brown

R15, R16
3k




orange
black
black
brown
brown

2

Small Capacitors, Fuses, Diodes, Ferrite Beads


CB1-CB6
.1uF ceramic caps



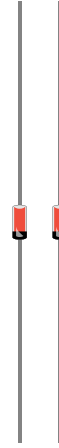
C4, C5
470pF ceramic caps




F1, F2
Self-resetting fuses



D1, D2
1N914 diodes




FB1, FB2
Ferrite beads



3

Sockets, Diode Bridges

U1-U3
IC sockets



CM1
Colour socket




BR1, BR2
Diode bridges



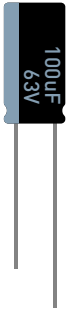
4

Large Capacitors

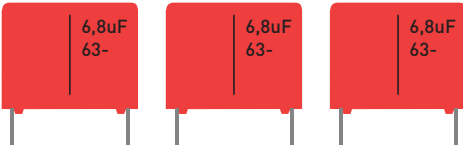
C1, C2
220uF



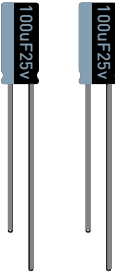
C3
100uF



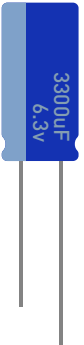
C6, C7, C9
6.8uF



C10, C11
100uF




C8
3300uF




5

Pots, Switches, Daughter Board Hardware

CON1, CON2
12-pin sockets



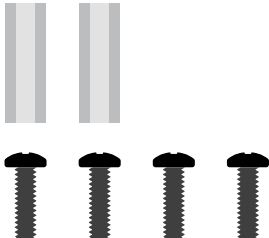
CON3, CON4
12-pin headers



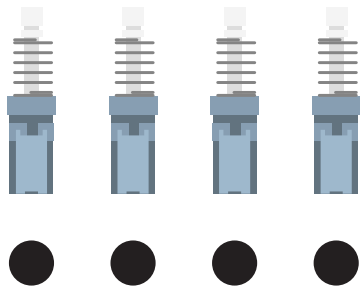
H1, H2
Brackets



H3, H4
Standoffs and screws




Switches and caps



1k potentiometer



20k potentiometer



6

LEDs, Front Panel Hardware

LED1
Red LED



LED2
RGB LED



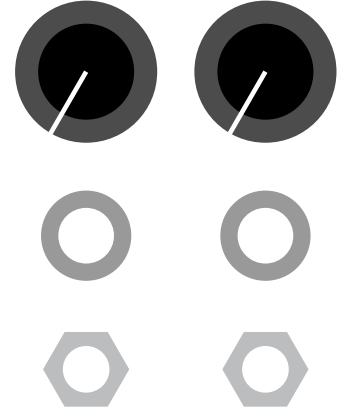
LED2
LED Lens



H1, H2
Front panel screws



VR1, VR2
Knobs



7

Integrated Circuits

U1
1512 Mic Preamp



Markings:
THAT 1512

U2
NE5532 Opamp



Markings:
NE5532P

U3
DRV134 Line Driver



Markings:
DRV134