



HEXATRONIC



OPT-B-2019-02

FOCUS ODC2 CODC

FOCUS DOC2 CDOC

FOCUS MSC

FOCUS ODCKIT CODCKIT

INSTALLATIONS ON SITE

Fibre Splicing



Handhole




Underground



Pole



PATCH AND SPLICE CLOSURES



Hexatronic has a wide range of closures matching every needs in telecommunications networks. They are watertight containers (IP68, IEC 529) able to join and terminate traditional cables and micro-cables with G652 and G657 fibers, used for underground networks, in handholes, manholes and for aerial, wall or pole applications. These types of closures consist of a BASE and a DOME, available in different configurations and customizable according to clients' specific needs.

The locking happens through the CLAMP and the appropriate silicone gasket that guarantees the seal. The BASE, available in various configurations, is able to manage uncut and cut cables; the stack aimed to contain the SAM HD or SAMX modules for the fibers' storage and junction is mounted on it.

All Hexatronic's closures can be equipped with an RFID system.

APPLICATION

For in line closures branch joints and pot-head

Cables junctions in outdoor networks:

aerial networks, pole, wall underground networks, inside handholes / manholes

TECHNICAL FEATURES

High quality thermoplastic material - watertight BASE and DOME (IP68, IEC 529) with clamp and O-ring System

Management Capability of various types of tube cables, slotted core and ribbon

Easy access to the junction area through CLAMP opening equipped with a guided locking

Area dedicated to uncut fibres or continuous cables (loop cable)

Internal STACK can be configurable with FOCUS SAM HD or SAMX modules or MST trays according to the junction's purposes

The BASE is suitable both the heat-shrinking sealingkit and

TO FIGURE OUT HEXATRONIC CLOSURES:

- | | | |
|----------------------|----------------|----------------|
| 1 Stack | 3 Mixer | 5 Base |
| 2 Splice TRAY | 4 Dome | 6 Clamp |






ODC2 SPLICE ONLY CLOSURE

The ODC2 are externally made of a BASE and a DOME, both available in 3 sizes A and B; they can be switchable among them. The BASE is supplied with a STACK on which it is possible to mount the junction modules of the SAMX series. Thanks to this versatility, it is possible to create different combinations according to customers' needs. The internal space of the junction modules fixing STACK can be used as a storage for the loop cables, containing the optical fibers not involved in the junction.

ODC2 CLOSURES



PART NUMBER	DESCRIPTION
FCLD-ODC2-AA	SPLICING closure with 1 oval & 6 round ports base (Total height =390 mm)
FCLD-ODC2-AB	SPLICING closure with 1 oval & 6 round ports base (Total height =525 mm)
FCLD-ODC2-BA	SPLICING closure with 1 oval & 18 round ports base (Total height =390 mm) – Heat Shrink Only
FCLD-ODC2-BB	SPLICING closure with 1 oval & 18 round ports base (Total height =525 mm) – Heat Shrink Only
FCLD-ODC2-CB	SPLICING closure with 2 oval & 8 round ports base (Total height =525 mm)

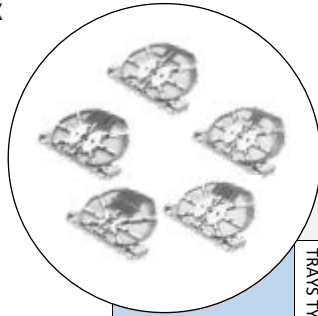


ODC2 SPLICE ONLY CLOSURE

The ODC2 Can be configured using a number of splice Trays options. The splice capacity of each Tray can vary between 8 and 24 Fibres.



FOCUS SAMX MODULES



A BASE
 Ø 247 mm
 1 oval port (14 ~ 25)
 6 round (8 ~ 28)



B BASE
 Ø 247 mm
 1 oval port (14 ~ 25)
 6 round (6 ~ 20)
 6 round (6 ~ 14)



C BASE
 Ø 247 mm
 2 oval port (14 ~ 25)
 8 round (8 ~ 28)



SERIES	SPLICE MODULES TYPES AND FEATURES					A DOME		B DOME	
	TRAYS TYPE	TOT NO OF TRAYS PER MODULE	NUMBER OF SPLICES PER TRAY	H-FIBER/TERM	C-FIBER/CLIP TYPE WITH SPLICES	TOTAL NUMBERS OF TRAYS	MAXIMUM SPLICE CAPACITY	TOTAL NUMBERS OF TRAYS	MAXIMUM SPLICE CAPACITY
SAMX	HD	4	12	C		24	288	56	672
SAMX	HD	4	12	H		24	288	56	672
SAMX	HD	6	8	H		36	288	84	672
SAMX	HD	6	12	C		36	432	84	1008
SAMX	HD	6	12	H		36	432	84	1008
SAMX	HD	3	24	H		18	432	42	1008
SAMX	HD	4	24	H		24	576	56	1344
SAMX	HD	4	12	C		24	288	56	672
SAMX	HD	4	12	H		24	288	56	672
SAMX	HD	6	8	H		36	288	84	672
SAMX	HD	6	12	C		36	432	84	1008
SAMX	HD	6	12	H		36	432	84	1008
SAMX	HD	3	24	H		18	432	42	1008
SAMX	HD	4	24	H		24	576	56	1344
SAMX	HD	4	12	C				56	672
SAMX	HD	4	12	H				56	672
SAMX	HD	6	8	H				84	672
SAMX	HD	6	12	C				84	1008
SAMX	HD	6	12	H				84	1008
SAMX	HD	3	24	H				42	1008
SAMX	HD	4	24	H				56	1344

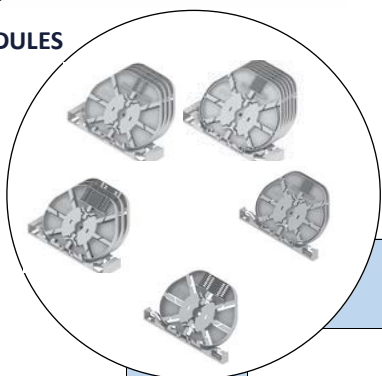
CODC2 COMPACT SPLICE ONLY CLOSURES



CODC2 are the compact version of the ODC2 closures. These closures are externally made of a BASE and a DOME, both available in 2 sizes A and B. The flat rectangular shape allows the installation of the closure inside handholes.








The back space of the junction modules fixing STACK can be used as a storage for the uncut cables, containing the optical fibers not involved in the junction.

SAM MODULES



A OVAL BASE
L 270 mm p150 mm
1 oval port (14 ~ 25)
6 round (8 ~ 28)



		SPLICE MODULES TYPES AND FEATURES			A OVAL DOME		B OVAL DOME	
	TRAYS TYPE	TOTAL NUMBER OF TRAYS PER EACH MODULE	NUMBER OF SPLICES PER TRAY	TRAY WITH SPLICES TYPE C = FIBRECLIP H = FIBRETERM	TOTAL NUMBER OF TRAYS	MAXIMUM SPLICE CAPACITY	TOTAL NUMBER OF TRAYS	MAXIMUM SPLICE CAPACITY
SERIES								
FOCUS SAM	HD	4	12	C 	8	96	16	192
FOCUS SAM	HD	4	12	H 	8	96	16	192
FOCUS SAM	HD	6	8	H 	12	96	24	192
FOCUS SAM	HD	6	12	C 	12	144	24	288
FOCUS SAM	HD	6	12	H 	12	144	24	288
FOCUS SAM	HD	3	24	H 	6	144	12	288
FOCUS SAM	HD	4	24	C 	8	192	16	384

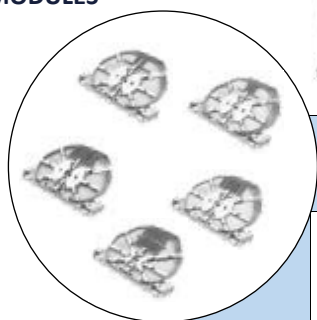
PART NUMBER	DESCRIPTION
FCLD-CODC2-AA	COMPACT SPLICING closure with oval A BASE 6 ports + A Dome (Total height =380 mm)
FCLD-CODC2-AB	COMPACT SPLICING closure with oval A BASE 6 ports + B Dome (Total height =450 mm)

DOC2 & CDOC SPLICE AND PATCH CLOSURE

FOCUS DOC2 (Demarcation Optical Closure) and FOCUS CDOC (Compact Demarcation Optical Closure) are the patch version of Hexatronic's closures. They have one side aimed to the splice and the other to the patch including a frame for SC or LC duplex



**FOCUS SAM - SAMX
MODULES**



CDOC2 AA



DOC2 AA



DOC2 AB



A OVAL BASE

Ø 247 mm

1 Oval Port (14-25)

6 Round (8-28)



A OVAL BASE

L 270mm P150mm

1 Oval Port (14-25)

6 Round (8-28)



SERIES	SPLICE MODULES TYPES AND FEATURES					A DOME OVAL A DOME			B DOME		
	TRAYS TYPE	TRAY WITH SPLICES TYPE C=FIBERCLIP H=FIBERTERM	TOT NO OF TRAYS PER EACH MOD-ULE	NUMBER OF SPL-CLIES PER TRAY		TOTAL NUMBER OF TRAYS	MAXIMUM SPLICE CAPACITY	MAXIMUM PATCH CAPACITY	TOTAL NUMBER OF TRAYS	MAXIMUM SPLICE CAPACITY	MAXIMUM PATCH CAPACITY
SAMX	HD	C	4	12		10	120	24 SC	20	240	48 SC
SAMX	HD	H	4	12		10	120	24 SC	20	240	48 SC
SAMX	HD	H	6	8		14	112	24 SC	30	240	48 SC
SAMX	HD	C	6	12		14	168	24 SC	30	360	48 SC
SAMX	HD	H	6	12		14	168	24 SC	30	360	48 SC
SAMX	HD	H	3	24		7	168	24 SC	15	360	48 SC
SAMX	HD	H	4	24		9	216	24 SC	20	480	48 SC
SAMX	HD	C	4	12		8	96	9 SC			
SAMX	HD	H	4	12		8	96	9 SC			
SAMX	HD	H	6	8		12	96	9 SC			
SAMX	HD	C	6	12		12	144	9 SC			
SAMX	HD	H	6	12		12	144	9 SC			
SAMX	HD	H	3	24		6	144	9 SC			
SAMX	HD	H	4	24		8	192	9 SC			

PART NUMBER	DESCRIPTION
FCLD-DOC2-AA	PATCH AND SPLICE closure with A base 1 oval and 6 round + A DOME. Suitable for 24 SC or LC connectors (not included). (Total height 390mm)
FCLD-DOC2-AB	PATCH AND SPLICE closure with A base 1 oval and 6 round + B DOME. Suitable for 48 SC or LC connectors (not included). (Total height 525mm)
FCLD-CDOC2-AA	COMPACT PATCH AND SPLICE closure with oval A base 6 ports + A DOME. Suitable for 12 SC (not included). (Total height 380mm)











ODCKIT—COLD PORT SEALING

KIT CODE AND PICTURE	SEALING TYPE	CABLE MANAGEMENT CAPACITY		USE ON BASE			
		MAX CABLES NO	CABLE RANGE MINI-MAX	OVAL CODC A 	ODC A 	ODC B 	ODC C 
FCLD-ODCKIT-CCSO-2X20 	OVAL COLD SEALING	2	10-20 mm	YES 1 KIT Maximum	YES 1 KIT Maximum	YES 1 KIT Maximum	YES 2 KITS Maximum
FCLD-ODCKIT-CCSO-4X10 	OVAL COLD SEALING	4	5-10 mm	YES 1 KIT Maximum	YES 1 KIT Maximum	YES 1 KIT Maximum	YES 2 KITS Maximum
FCLD-ODCKIT-CCSR-1X20 	ROUND COLD SEALING	1	12-20 mm	YES 6 KITS Maximum	YES 6 KITS Maximum	NO	YES 8 KITS Maximum
FCLD-ODCKIT-CCSR-2X12 	ROUND COLD SEALING	2	8-12 mm	YES 6 KITS Maximum	YES 6 KITS Maximum	NO	YES 8 KITS Maximum
FCLD-ODCKIT-CCSR-4X10 	ROUND COLD SEALING	4	7-10 mm	YES 6 KITS Maximum	YES 6 KITS Maximum	NO	YES 8 KITS Maximum
FCLD-ODCKIT-CCSR-6X8,6 	ROUND COLD SEALING QUICK-LOCK	6	7-8.6 mm	YES 6 KITS Maximum	YES 6 KITS Maximum	NO	YES 8 KITS Maximum




ODCKIT—COLD PORT SEALING

Kit Code And Picture	Sealing Type	Cable Management Capacity		Use on base			
		Max Cables No	Cable Range Mini- Max	Oval CODC A 	ODC A 	ODC B 	ODC C 
FCLD-ODCKIT-CCSR-6X8 	ROUND COLD SEALING	6	6-8 mm	YES 6 KITS Maximum	YES 6 KITS Maximum	NO	YES 8 KITS Maximum
FCLD-ODCKIT-CCSR-8X6 	ROUND COLD SEALING	8	4-6,4 mm	YES 6 KITS Maximum	YES 6 KITS Maximum	NO	YES 8 KITS Maximum
FCLD-ODCKIT-CCSR-8X4 	ROUND COLD SEALING	8	3-5,5 mm	YES 6 KITS Maximum	YES 6 KITS Maximum	NO	YES 6 KITS Maximum
FCLD-ODCKIT-CCSR-16X3 	ROUND COLD SEALING	16	0-3 mm	YES 6 KITS Maximum	YES 6 KITS Maximum	NO	YES 8 KITS Maximum



ODCKIT - FOR CABLES FIXING

Kit Code And Picture	Kit Features	Use On Closure Types	
		CODC-CDOC	ODC - DOC
	WALL MOUNTING BRACKET	NO	YES
	POLE MOUNTING BRACKET	NO	YES
	WALL MOUNTING COMPACT BRACKET	YES	NO
	POLE MOUNTING COMPACT BRACKET	YES	NO
	TUBES OR CABLES FIXING BRACKET	1X	JUST WITH A BASE CLOSURES

PRE-CONFIGURED CLOSURES

Hexatronic is able to supply preloaded closures according to customer's needs, equipped with even colored splice cassettes, SC or LC duplex adapters' stack, management cables and fixing kit.



CUSTOMISE YOUR OWN VERSION!

We offer advice and technical support

Hexatronic are always ready to answer your questions regarding ordering, installation or technical support.

Contact us at info@hexatronic.co.uk, or visit www.hexatronic.co.uk for general enquiries.

