

Prayerfully Plan Your School Year

7 Steps to a Simple, Soul-Filling Start



into the deep

HELLO!



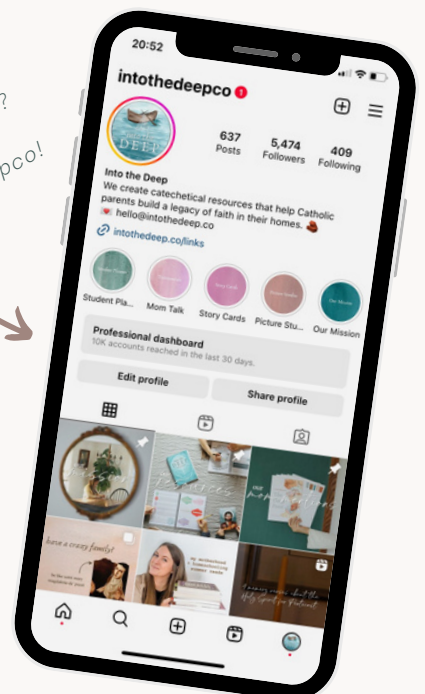
Welcome to the dawn of a new school year!

Before we sharpen the pencils and buy the notebooks, it's time to build the blueprint for our children's next school year. There is much to consider, and everything can feel... *overwhelming*.

That's why this actionable guide begins with stillness at Jesus' feet. Let's put ourselves in His presence, then put our pencils to paper.

*In His Heart,
Olivia*

*psst—want more
inspiration and
encouragement?
hit me up
@intothedeepco!*





Contents

01
REFLECT

02
RETREAT

03
REMEMBER

04
REALIZE

05
RESEARCH

06
WRITE DOWN

07
REVISE

bonus: renew



01

REFLECT

In order to move forward into the coming school year, it is beneficial to consider the year behind us.

Set aside some time for this honest reflection. Be intentional about this step; do not rush it.

Turn on music, light a candle, or go for a walk. Clear your head. Think deeply about each of your children.

Communicate with your husband. What are his observations? Together, be as specific as possible.

Use the prompts and chart in the following pages to record your reflections (print as many individual observation sheets as needed for each of your children). Do NOT go in to problem solving mode yet! In this first step, simply collect the data.

LAST YEAR

CONSIDERATION

WHAT WENT WELL

A large, empty white rectangular box intended for writing reflections on what went well during the year.

WHAT DID NOT GO WELL

A large, empty white rectangular box intended for writing reflections on what did not go well during the year.

OUR MOST PEACEFUL DAYS INCLUDED

A large, empty white rectangular box intended for writing about the most peaceful days of the year.

WHAT ADDED STRESS TO OUR DAYS

A large, empty white rectangular box intended for writing about what added stress to the days of the year.

WHAT EXCITES ME ABOUT NEXT YEAR

A large, empty white rectangular box intended for writing about what excites the user about the upcoming year.

WHAT WORRIES ME ABOUT NEXT YEAR

A large, empty white rectangular box intended for writing about what worries the user about the upcoming year.

FOR EACH CHILD

CONSIDERATION

NATURAL STRENGTHS
I PERCEIVE AT THIS TIME




NATURAL WEAKNESSES
I PERCEIVE AT THIS TIME



MY TOP THREE ACADEMIC PRIORITIES
FOR THIS CHILD THIS YEAR



THE TWO HABITS I HOPE TO HELP THIS
CHILD FOSTER THIS YEAR



RETREAT

Now that you have reflected honestly and dug into your hopes and concerns, bring everything to the Lord in a sort of "retreat" with Him. Let us remember that these are *His* children—we have the gift and duty to raise them. So make time for prayer! If possible, go before the Blessed Sacrament for this step.

Surrender your children. Surrender your role as mother and teacher. Surrender your school year, your expectations, and your control. Ask Him to sure-up your influence in the lives of your children. Entrust your motherhood, marriage, homemaking, and home educating to the Blessed Mother, who is the exemplar in those arenas.

Turn to the Holy Spirit to fill you up and direct your planning. Use the following page to journal any prayers, thoughts, insights, or consolations.

02



Trust in the Lord with all your heart and do not rely
on your own insight. In all your ways acknowledge
him, and he will make straight your paths.

proverbs 3:5-6



REMEMBER

03

Now, we take pause to remember why we choose to homeschool, what our longterm vision is, and how we can get one step closer to that in the coming year. Have fun with this section! It's also a good time to loop in your husband again. Like before, be as specific as possible on the next page. Consider displaying it somewhere you can see it often, or putting it in your homeschool planner for quick reference when you need to refocus and remember!

First, record why your family chooses to homeschool. There may be many

reasons, but try to choose the 1-3 main ones. These should be the ones that deeply motivate you! Next, cast your longterm vision for your homeschool. What are your hopes and dreams for this effort? What are you ultimately hoping to achieve?

Finally, determine the one thing that is most important to you this school year. If nothing else happens, what is the one thing that will move you closer to the vision? Sift all your curriculum considerations through this one thing.


HONING

VISION + FOCUS

OUR WHY



OUR VISION



THE ONE THING



REALIZE

Your vision is cast, you know why you are putting your hand to this plow, and you know the one thing that would move your family closer to the longterm goal by the end of the year. Now, take time to examine your life in the present moment.


Consider the current circumstances of your family. Be realistic! What does your current season both offer and demand? On the next page, take note of things like: any major changes you recently or will be experiencing (a new baby, a move, a job/schedule change, etc.); extracurricular activities you are already committed to; outside demands on your time and energy (like a job or volunteer position); any extraordinary needs of a child at the time.

Recording your commitments and the time they demand will help you approach your plans with a fuller awareness of what's on your plate.

04



WHAT'S HAPPENING
IN OUR SEASON

	NOTABLE THING	
01		
02		
03		
04		
05		
06		
07		
08		
09		
10		
11		
12		
13		
14		



RESEARCH

The fun part has arrived! ;)

It's time to begin looking into various resources and curriculum choices for your next school year. Maybe you use a boxed curriculum and a lot of those decisions are already determined. In that case, consider what extra projects or book lists you want to include. Maybe you feel overwhelmed by all the great options. Getting it out of your brain and on paper can help you with the process of elimination and intentional choice (rather than sporadic add-to-cart-ing).

On the next page, write down all the options you have been eyeing. Cross out the definite no's. Highlight the definite yeses. Circle the ones that will require additional research and thought.

05

CURRICULUM + RESOURCE STRATEGIC BRAINDUMP

Write down everything that has caught your eye.
Highlight the definite yeses. Cross out the definite nos.
Circles the ones that require more of your research and consideration.

DEFINITE YES

CURRICULUM LIST

CHILD

CHILD

CHILD

CHILD

CHILD

CHILD

CHILD

CHILD

CHILD

NOTES

RESOURCES I AM

CONSIDERING

FOLLOW THE PROMPTS BELOW TO BRAINSTORM EACH CURRICULUM OR RESOURCE YOU ARE ON THE FENCE ABOUT.

RESOURCE	ADVANTAGES	DISADVANTAGES	VERDICT

SUPPLY LIST

USE THIS SHEET AS YOUR RUNNING LIST FOR THINGS YOU NEED LIKE
ART SUPPLIES, MANIPULATIVES, NOTEBOOKS, ETC.



06

WRITE DOWN

Now that you have determined the curriculum and resources you would like to use with your family and with each individual child in the coming year, it's time to ask the question:

How will this all work together?

That's right, it's time to pull out the planners or sticky notes and start working the puzzle of your school day.

Use the sample schedule on the next page to plot out what a real-life day might look like when executing the educational feast you have selected.

Consider school loads, sports and music schedules, your responsibilities, and those other outside commitments.

Feel free to print more copies if you want to plot out an entire week!

SAMPLE

SCHEDULE

(S) (M) (T) (W) (T) (F) (S)

SCHEDULE

TOP 3 GOALS

01	
02	
03	

TYPICAL DAILY TO-DO'S

<input type="checkbox"/>	
<input type="checkbox"/>	
<input type="checkbox"/>	
<input type="checkbox"/>	
<input type="checkbox"/>	
<input type="checkbox"/>	
<input type="checkbox"/>	
<input type="checkbox"/>	
<input type="checkbox"/>	
<input type="checkbox"/>	

NOTES

REVISE

In light of your sample schedule, does anything need to shift? Do you need to lighten one child's load? Will another child need more stimulation throughout the day? Did you forget certain activities you want to add like a weekday Mass or flex time for play dates? Are you considering a co-op and see that your other days must shift to accommodate it?

Your plans may need to be tweaked a few times even before the year begins—don't sweat it! And remember to leave room for continual adjustment once the year begins. This is a perk of homeschooling—we can adjust as needed!

Hopefully, you'll walk into the school year feeling rested in the Heart of God, peaceful in your plans, and confident in His loving presence and direction throughout your days!

07



BONUS

RENEW

YOU'VE CONSIDERED YOUR CHILDREN, YOUR HOME, YOUR FAMILY'S SEASON, AND OUTSIDE OBLIGATIONS. NOW IT'S TIME TO CONSIDER YOU. SPEND SOME TIME MAKING A PLAN FOR TAKING CARE OF YOURSELF SO YOU CAN DO THIS JOB WELL. CONSIDER REST, MARRIAGE, HOBBIES, FRIENDSHIPS, AND OTHER CUP-FILLERS! BE SURE TO SCHEDULE THEM IN REGULARLY AND ASK FOR HELP AS NEEDED.

01

02

03

04

05

GO FORTH IN
JOY! MAY GOD
ABUNDANTLY
BLESS YOUR
UPCOMING
SCHOOL YEAR.

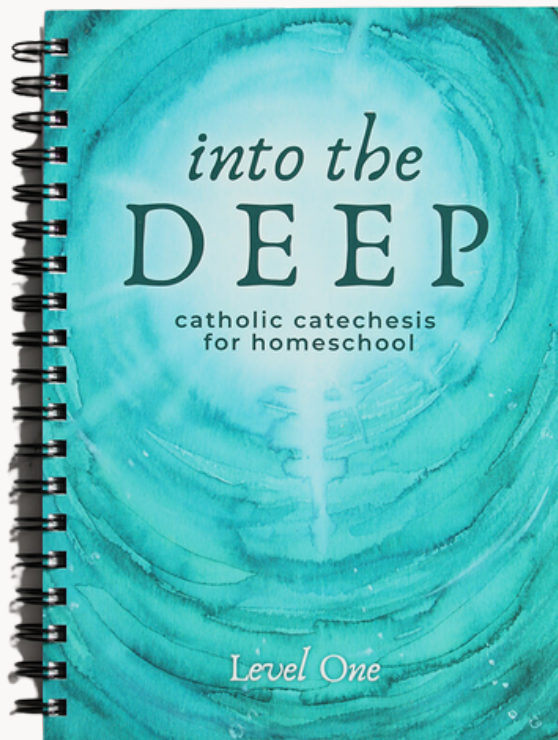
LOOKING FOR RESOURCES FOR RELIGIOUS EDUCATION?

Our full-year resources, Level One and Level Two:

- *can be used with the whole family*
- *only take 15 minutes, 2x/week*
- *have an undated structure, so you set the pace*
- *teaches the Faith through sacred art, music, poetry, nature study, and story*
- *emphasizes Scripture exposure and purposeful memorization*
- *encourages a sacramental life, personal prayer, and the universal call to holiness*

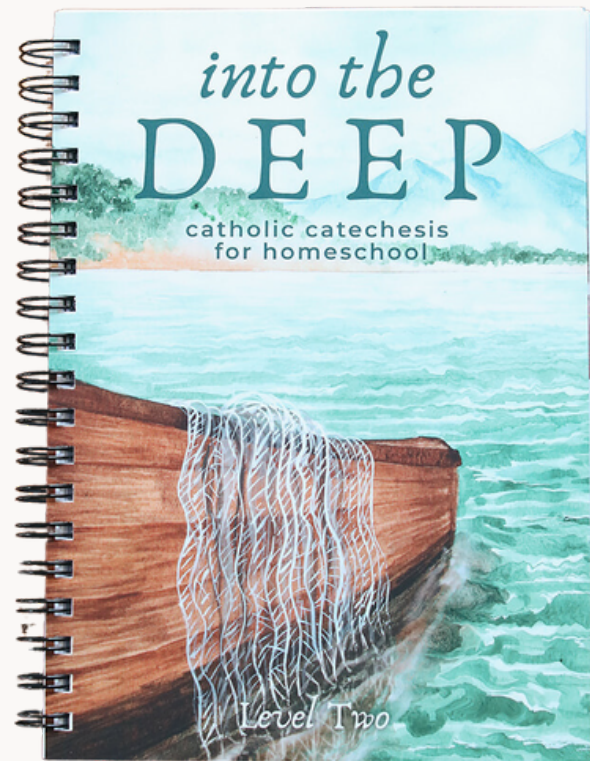
LEVEL ONE

AIMED AT
1ST-3RD GRADERS



LEVEL TWO

AIMED AT
4TH-6TH GRADERS



[learn more about these resources here](#)

Catechizing my kids has just seemed like a mountain that I just didn't know how I could possibly climb.

This has just given me hope that I can actually do it and really given me a starting point! Thank you for all of the hard work you put into it!

It's so beautiful!

-Molly

You are have really filled huge gap in religious education

-Miranda

This is the only religion curricula that has worked for our family. It's orthodox and engaging and makes my kids think critically about their

Faith.

-Colleen

My husband overheard us doing a lesson. He was really impressed with how practical and at the same time inspiring the content is. We start our day with The Daily Feast. It has made the biggest difference in our homeschool day. I am learning so much!

-Franchesca

[see what they're talking about, view sample pages, + more here!](#)

DON'T BE THE ONLY ONE WHO PLANS ;)

Help your kids learn to order their days well with our Catholic planner for kids. They'll deep dive the parables while keeping tabs on feast days and liturgical seasons!

[get the planner here](#)

