



# HIMOINSA

# HYW-125 T5

INDUSTRIAL RANGE  
Powered by YANMAR



SERVICE		PRP	ESP
POWER	kVA	114	125
POWER	kW	91	100
RATED SPEED	r.p.m.	1.500	
STANDARD VOLTAGE	V	415/240	
AVAILABLE VOLTAGES	V	380/220 · 400/230	
RATED AT POWER FACTOR	Cos Phi	0,8	



## INDUSTRIAL RANGE

AUSTRALIA Company with quality certification ISO 9001

AUSTRALIA gensets are compliant with EC mark which includes the following directives:

- 2006/42/CE Machinery safety.
- 2014/30/UE Electromagnetic compatibility.
- 2014/35/UE electrical equipment designed for use within certain voltage limits
- 2000/14/EC Sound Power level. Noise emissions outdoor equipment. (amended by 2005/88/EC)
- EN 12100, EN 13857, EN 60204

Ambient conditions of reference according to ISO 8528-1:2018 normative: 1000 mbar, 25°C, 30% relative humidity.

Prime Power (PRP):

According to ISO 8528-1:2018, Prime power is the maximum power which a generating set is capable of delivering continuously whilst supplying a variable electrical load when operated for an unlimited number of hours per year under the agreed operating conditions with the maintenance intervals and procedures being carried out as prescribed by the manufacturer. The permissible average power output (Ppp) over 24 h of operation shall not exceed 70 % of the PRP.

Emergency Standby Power (ESP):

According to ISO 8528-1:2018, Emergency standby power is the maximum power available during a variable electrical power sequence, under the stated operating conditions, for which a generating set is capable of delivering in the event of a utility power outage or under test conditions for up to 200 h of operation per year with the maintenance intervals and procedures being carried out as prescribed by the manufacturers. The permissible average power output over 24 h of operation shall not exceed 70 % of the ESP

Continuous Power (COP): According to Standard ISO 8528-1:2018, this is the maximum power available for continuous loads for unlimited running hours a year between the maintenance times recommended by the manufacturer under the environmental conditions established by the same.

G2 class load acceptance in accordance with ISO 8528-5:2013

HIMOINSA HEADQUARTERS:

Fábrica: Ctra. Murcia - San Javier, Km. 23,6 | 30730 SAN JAVIER (Murcia) Spain  
Tel.+34 968 19 11 28 Fax +34 968 19 12 17 Fax +34 968 19 04 20 |  
info@himoinsa.com | www.himoinsa.com

Manufacture facilities:

SPAIN • FRANCE • INDIA • CHINA • USA • BRAZIL • ARGENTINA

Subsidiaries:

PORTUGAL | POLAND | GERMANY | UK | SINGAPORE | UAE | PANAMA |  
DOMINICAN REPUBLIC | ARGENTINA | ANGOLA | SOUTH AFRICA



## STANDARD SOUNDPROOFING



D10



WATER-COOLED



THREE PHASE



50 HZ



DIESEL

Australia has the right to modify any feature without prior notice.

Weights and dimensions based on standard products. Illustrations may include optional equipment.

Technical data described in this catalogue correspond to the available information at the moment of printing.

The illustrations and images are indicative and may not coincide in their entirety with the product.

Industrial design under patent.





## Engine Specifications | 1.500 r.p.m.

Rated Output (PRP)	kW	107,2
Rated Output (ESP)	kW	118,2
Manufacturer	YANMAR	
Model	4F104TM3.GL	
Engine Type	4-stroke diesel	
Injection Type	Direct	
Aspiration Type	Turbocharged and after-cooled	
Number of cylinders and arrangement	4-L	
Bore and Stroke	mm	104 x 132
Displacement	L	4,5
Cooling System	Liquid (water + 50% glycol)	
Lube Oil Specifications	ACEA E3 - E5	
Compression Ratio	17,5:1	

Fuel Consumption ESP	l/h	30,4
Fuel Consumption 100% PRP	l/h	27,6
Fuel Consumption 80 % PRP	l/h	21,6
Fuel Consumption 50 % PRP	l/h	14,4
Lube oil consumption with full load	0,5 % of fuel consumption	
Total oil capacity including tubes, filters	L	12,8
Total coolant capacity	L	18,5
Governor	Type	Mechanical
Air Filter	Type	Dry
Inner diameter exhaust pipe	mm	70,3



- Diesel engine
- 4-stroke cycle
- Water-cooled
- 12V electrical system
- Water separator filter (no visible level)
- Dry air filter
- Radiator with pusher fan
- Mechanical governor
- Hot parts protection
- Moving parts protection
- HTW sender (Opcional).
- LOP sender (Opcional).
- Radiator water level sensor (Opcional).



## Generator Specifications | MECC ALTE

Manufacturer	MECC ALTE	
Model	ECP34 1L/4 A	
Poles	No.	4
Connection type (standard)	Star-series	
Mounting type	S-3 11*1/2	
Insulation	Class	H class

Enclosure (according IEC-34-5)	IP23
Exciter system	Self-excited, brushless
Voltage regulator	A.V.R. (Electronic)
Bracket type	Single bearing
Coupling system	Flexible disc
Coating type	Standard (Vacuum impregnation)

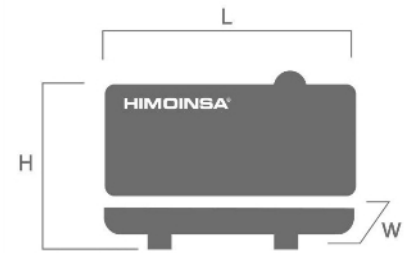


- Self-excited and self-regulated
- IP23 protection
- H class insulation



## WEIGHT AND DIMENSIONS

		Standard Version	High Capacity version	High Capacity version
Length (L)	mm	2.750	2.750	2.750
Height (H)	mm	1.760	1.900	2.163
Width (W)	mm	1.100	1.100	1.100
Maximum shipping volume	m <sup>3</sup>	5,32	5,75	6,54
Weight with liquids in radiator and sump	Kg	1728	1868	1998
Fuel tank capacity	L	240	450	850
Autonomy	Hours	11	21	39
Sound pressure level	dB(A)@7m	69 ± 2,4	69 ± 2,4	69 ± 2,4
		Plastic tank	Steel tank	Steel tank



## APPLICATION DATA

### EXHAUST SYSTEM

Maximum exhaust temperature	°C	540
Maximum allowed back pressure	kPa	5
Exhaust Flange Size (external diameter)	mm	90
Heat dissipated by exhaust pipe	KCal/Kwh	590

### NECESSARY AMOUNT OF AIR

Intake air flow	m <sup>3</sup> /h	427
Cooling Air Flow	m <sup>3</sup> /s	2,2
Alternator fan air flow	m <sup>3</sup> /s	0,322

### STARTING SYSTEM

Starting power	kW	3
Starting power	CV	4,08
Auxiliary Voltage	Vdc	12

### FUEL SYSTEM

Fuel Oil Specifications		Diesel
Fuel supply connection size	Inches	1
Fuel supply pressure	mbar	30 - 300
Fuel Tank	L	240
Other fuel tank capacities	L	450, 850



## Soundproofed version

- Steel chassis
- Anti-vibration shock absorbers
- Fuel tank
- Fuel level gauge
- External emergency stop switch
- Bodywork made from high quality steel plate
- High mechanical strength
- Low noise emissions level
- Soundproofing provided by high-density volcanic rock wool
- Epoxy polyester powder coating
- Full access for maintenance (water, oil and filters, no need to remove the canopy)
- Reinforced lifting hooks for crane hoisting
- Watertight chassis (acts as a double barrier against liquid retention)
- Fuel tank drain plug
- Chassis drain plug
- Chassis ready for future mobile kit installation
- Steel residential silencer -35db(A) attenuation.
- Oil sump extraction kit
- Versatility to assemble a high capacity chassis with a metallic fuel tank
- IP Protection according to ISO 8528-13:2016
- 3 way valve for external fuel supply (available in 1/2" and 3/8" fittings) (Opcional).
- Fuel transfer pump (Opcional).





## Automatic Controller- CEM7

The CEM7 is an Auto-start digital controller which is equipped on Himoinsa generator sets, which is able to control the operation, monitoring and protection of a generator-set.



### Controller Display:

- Voltage between each Phase & Neutral
- Voltage between Phases
- Current (amps) on each Phase
- Frequency
- Active, Apparent, & Reactive Power
- Power Factor
- Instant Power (kWh) and Accumulative power
- Fuel level
- Oil pressure, coolant temperature
- Battery voltage, battery charging alternator voltage
- Engine Speed
- Hours running

### Engine Alarms:

- High coolant temperature
- Low oil pressure
- Emergency stop
- Battery charging alternator
- Low coolant level
- Over Speed
- Under speed
- Low fuel level by sensor
- Battery low voltage

### Generator Alarms:

- Over-load
- Unbalanced voltage
- Over-voltage
- Under-voltage
- Over-frequency
- Under-frequency
- Short-circuit
- Inverse Power
- Asymmetry among phases

## Optional Sockets Boxes

Position: Mounted in rear panel, above alternator.

### Socket Boxes CBR40



Socket type  
 3 x 15A 2P + T  
 1 x 32A 3P + N + T

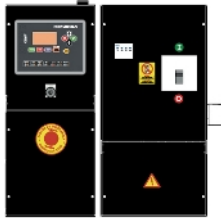
### Socket Boxes CBR41



Socket type  
 3 x 15A 2P + T  
 2 x 32A 3P + N + T



## CONTROL PANELS



### M5

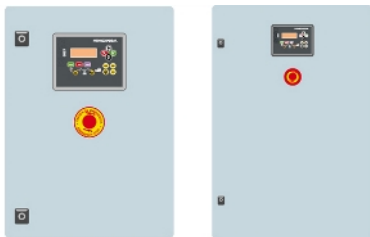
Digital manual Auto-Start control panel and thermal magnetic protection (depending on current and voltage) and differential with CEM7.

Digital control unit CEM7



### AS5

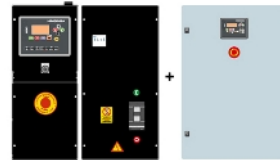
Automatic panel WITHOUT transfer switch and WITHOUT mains control with CEM7 unit. (\*) AS5 as optional with CEA7 unit. Automatic panel without transfer switch and WITH mains control.



### CC2

Himoinsa Switching cabinet WITH display.

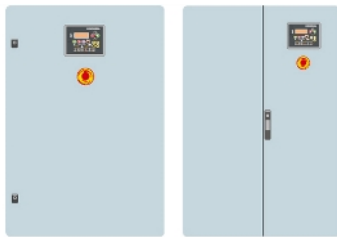
Digital control unit CEC7



### AS5 + CC2

Automatic panel WITH transfer switch and with mains control. The display will be on the genset and on the cabinet.

Digital control unit CEM7+CEC7



### AC5

Automatic mains failure control panel. Wall-mounted cabinet WITH transfer switch and thermal magnetic protection (depending on current and voltage).

Digital control unit CEA7



## Electrical system

- Electric control and power panel with measurements devices and control unit (according to necessity and configuration)
- 4-pole thermal magnetic circuit breaker
- Adjustable earth leakage protection (time & sensitivity) standard in M5 and AS5, with thermal magnetic protection
- Battery charger (standard on gensets with automatic control panels)
- Heating resistor (standard on sets with automatic control panels)
- Battery charger alternator with ground connection
- Starter battery/ies installed (cables and bracket included)
- Ground connection electrical installation with connection ready for ground spike (not supplied)
- Battery Switch (Opcional).

