

Installation Guide

Electrical Connections

General Considerations

Control and power panels

Automatic transfer switch panels (ATS)

- **CC2** | ATS. ATS diagrams, terminal connections and power circuit
 - **AC5** | AMF Control panels with ATS. ATS diagrams, terminal connections and power circuit
-

Electrical connections

The gensets are designed to be easily connected by users. Upon connection, it is necessary to respect the conditions indicated in diagrams that are supplied with the genset.

Power cables must be connected to line terminals situated at the lowest part of the electrical panel, which must be located on appropriate protective conduits, cables tray or cable ladder.



Selection and sizing of cables is responsibility of technician that carries out the installation, depending on the type of cable and regulations that apply in the country in which is taking place.

Control and power panels HIMOINSA

HIMOINSA offers a complete range of manual and automatic control panels ready to connect easily respecting the conditions indicated in the diagrams that are supplied with the generator set.



For other control panels configurations, please consult HIMOINSA's Commercial Engineering Department:

- Parallel in island mode
- Parallel to the grid
- Non-zero return

Panel	Controller	Function
MANUAL CONTROL		
M7	M7X	Manual, digital Auto-Start control panel with magnothermic and differential protection
M6	M6	Manual, analogue Auto-Start control panel with magnothermic and differential protection
M5	CEM7	Manual, digital Auto-Start control panel with magnothermic and differential protection
AUTOMATIC CONTROL		
AS5	CEM7	Manual, digital Auto-Start control panel with magnothermic and differential protection and a battery charger.
	CEA7	Automatic, digital control panel with grid control and external switching, magnothermic and differential protection. A battery charger is included.
AS7	M7X	Manual, digital Auto-Start control panel with magnothermic and differential protection. A battery charger is included
CC2	CEC7	An external cabinet with digital control and incorporated switching between the Grid and the Genset
AS5 + CC2	CEM7 + CEC7	A combination of AS5 and CC2. The system can be controlled and visualised from both panels. Magnetothermic and differential protecion and a battery charger
AS7 + CC2	M7X + CEC7	A combination of AS7 and CC2. The system can be controlled and visualised from both panels. Magnetothermic and differential protecion and a battery charger
AC5	CEA7	Automatic, digital control panel and grid control in an external cabinet with incorporated swtiching between the Grid and the Genset.

Automatic transfer switch panels

Designed with a comprehensive electrical mechanism that allows a rapid response to the demand for power on the stand-by market.

With an amperage range of 30 to 3150 A, the HIMOINSA ATS and AMF panels have an IP55 protection rating which guarantees sealing and insulation levels.



AC5 control panels are only compatible with HIMOINSA generator sets.

CC2 AUTOMATIC TRANSFER SWITCH

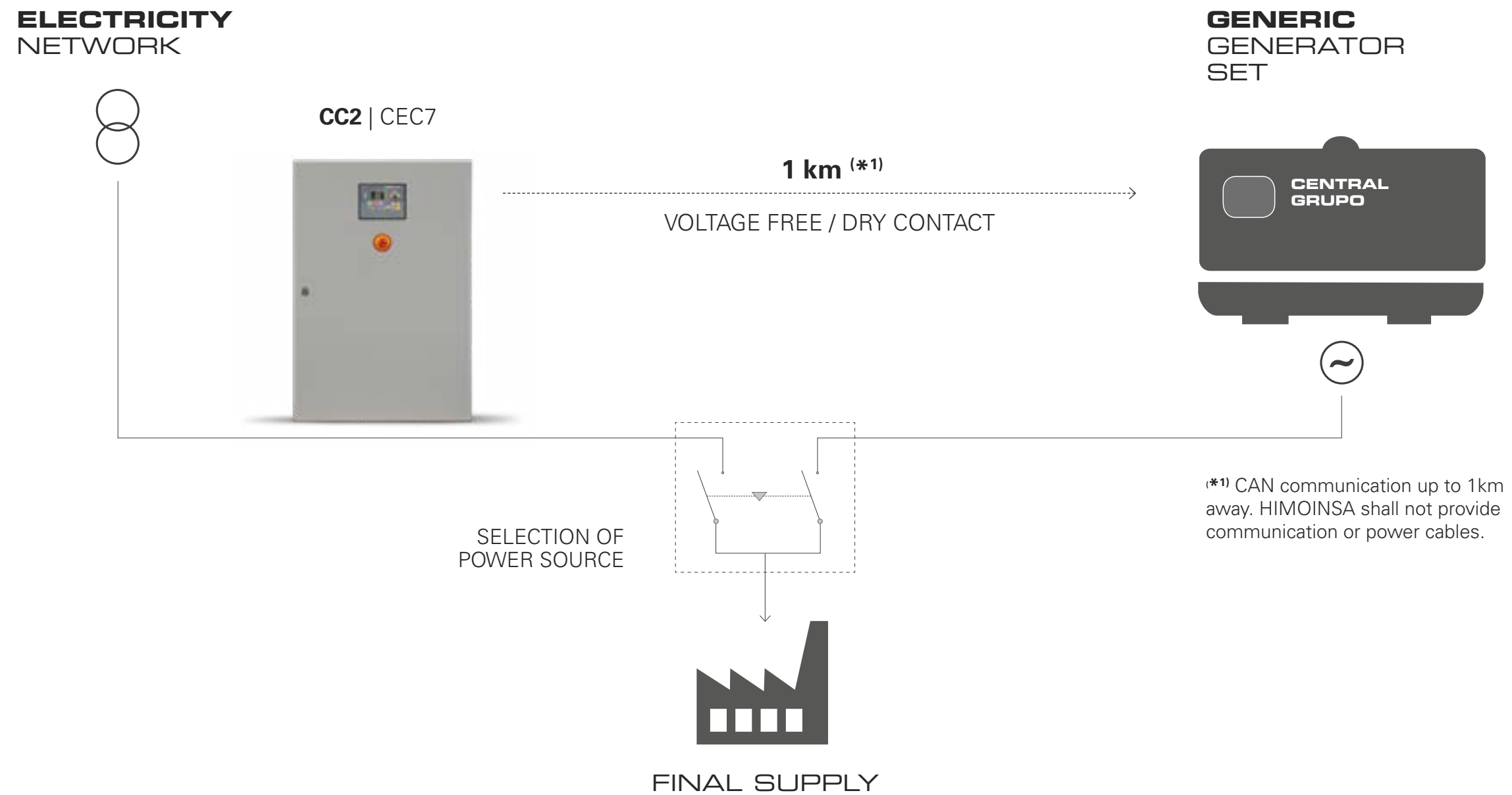


AC5 | AMF CONTROL PANELS WITH ATS



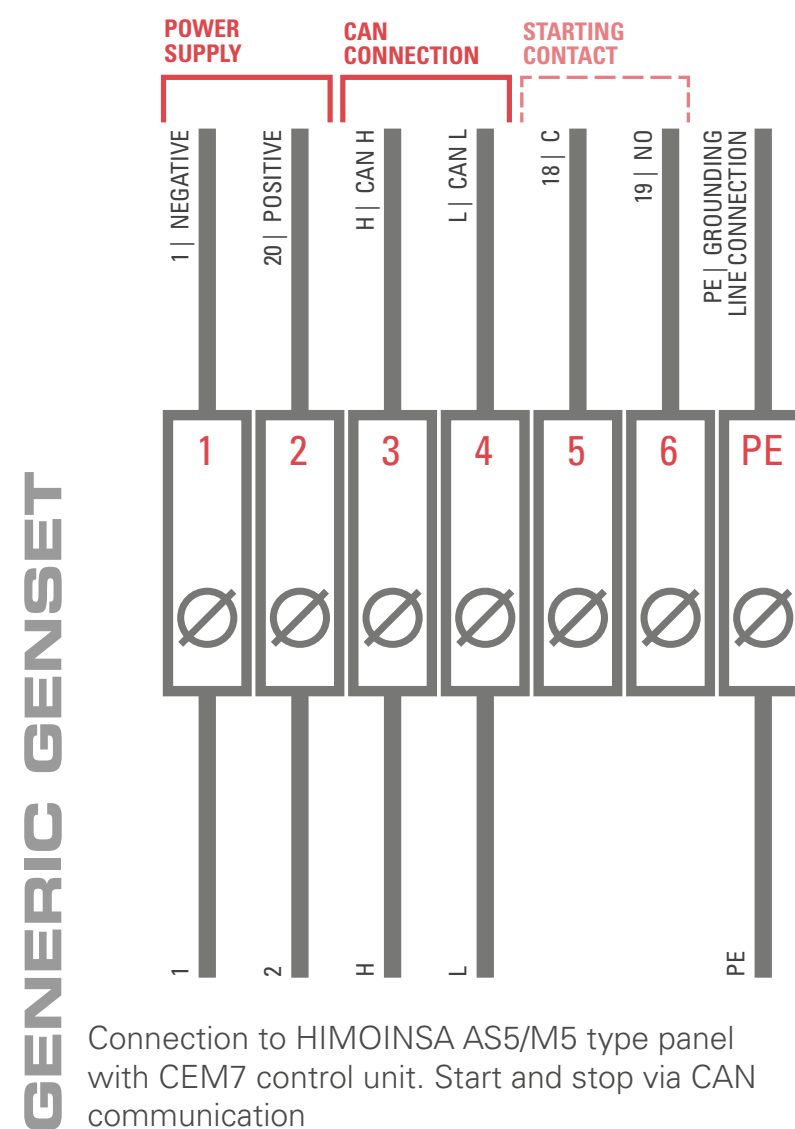
Automatic transfer switch diagram

CC2 + GENERIC GENERATOR SET




Back

Terminal connection diagram



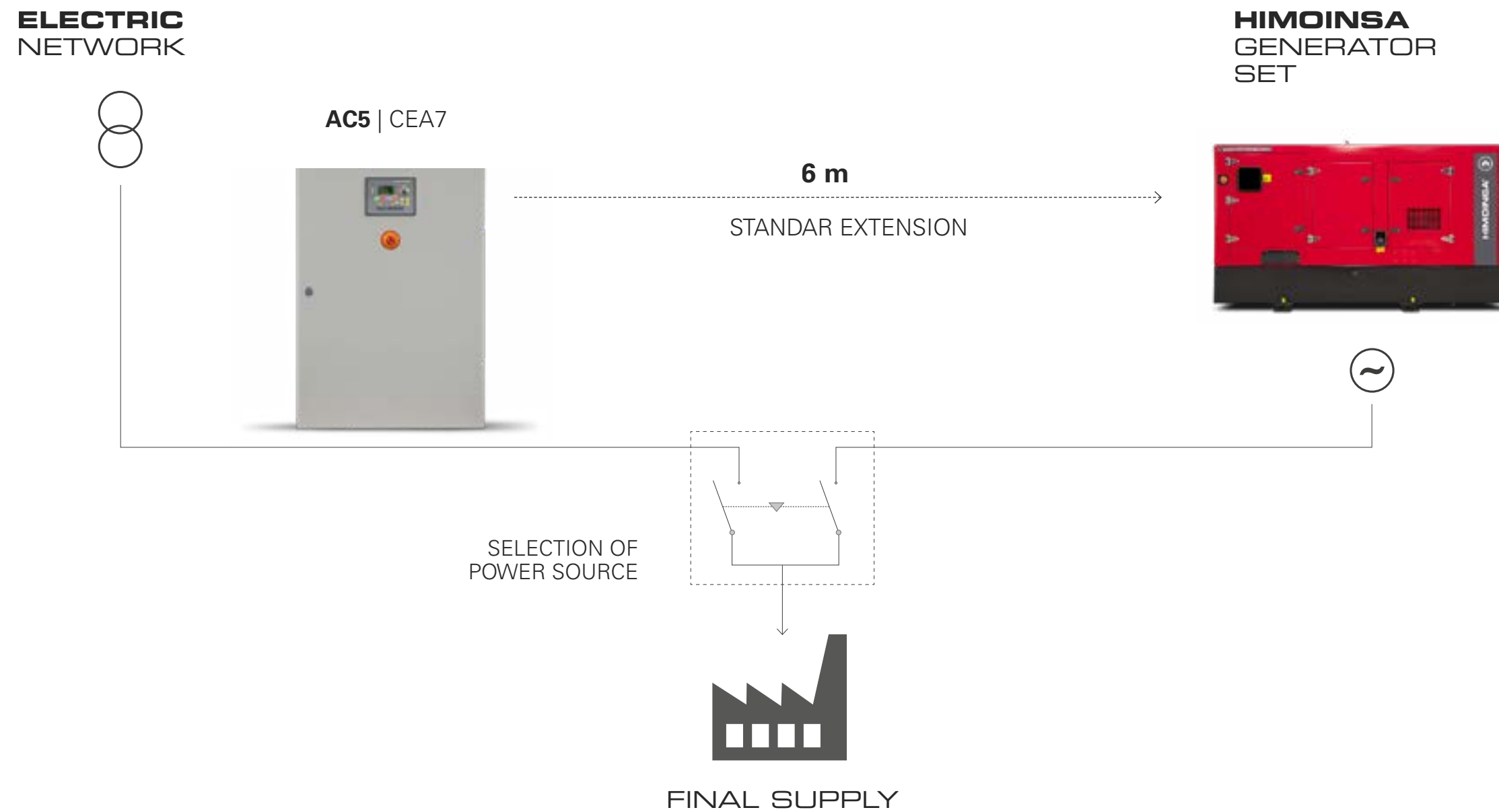
Power circuit



Back

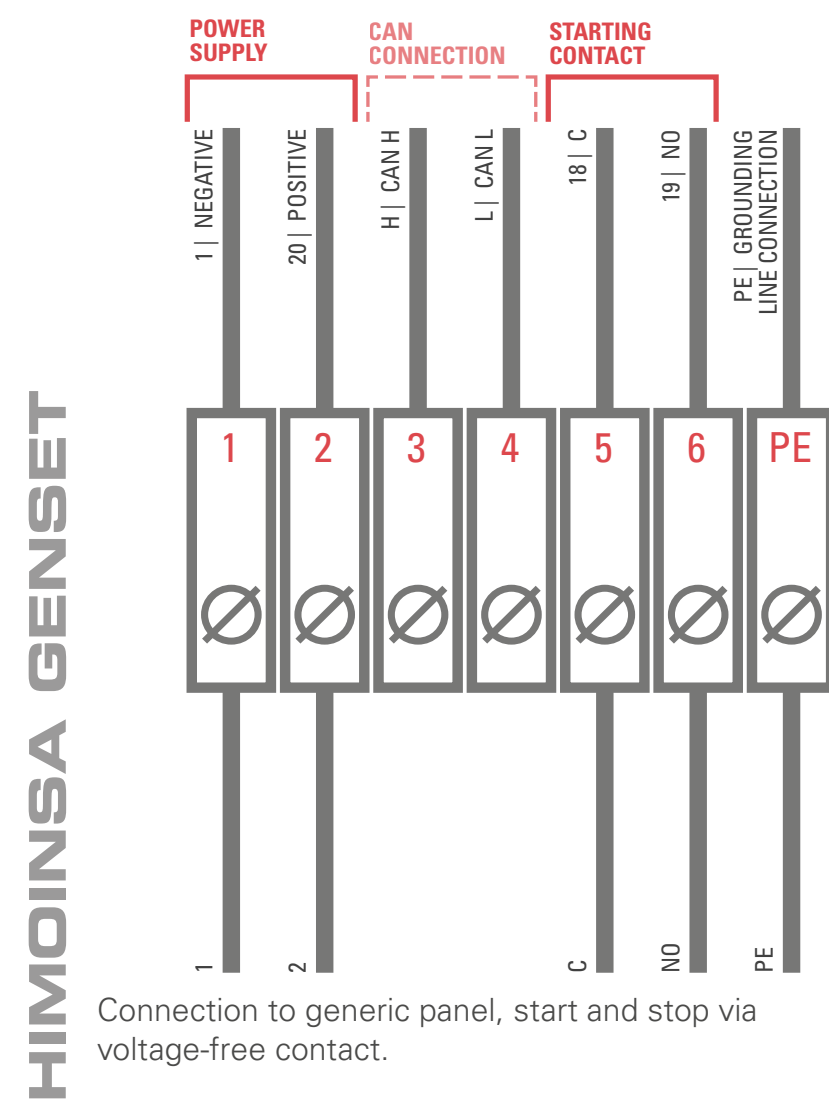
Automatic transfer switch diagram

AC5 + HIMOINSA GENERATOR SET




Back

Terminal connection diagram



Power circuit



Back