



Medical Products that Matter

Table of Contents

Our Success

MPM Medical Contacts

Products

Collagen

TripleHelix™

Dressings and Foams

NoTraum Extra™

SilverMed™ Antibacterial Alginate

SilverMed™ Antibacterial Foam

Hydrogels

CoolMagic™

RegeneCare HA™

SilverMed™ Antimicrobial Hydrogel

Super Absorbents

ExcelSAP™

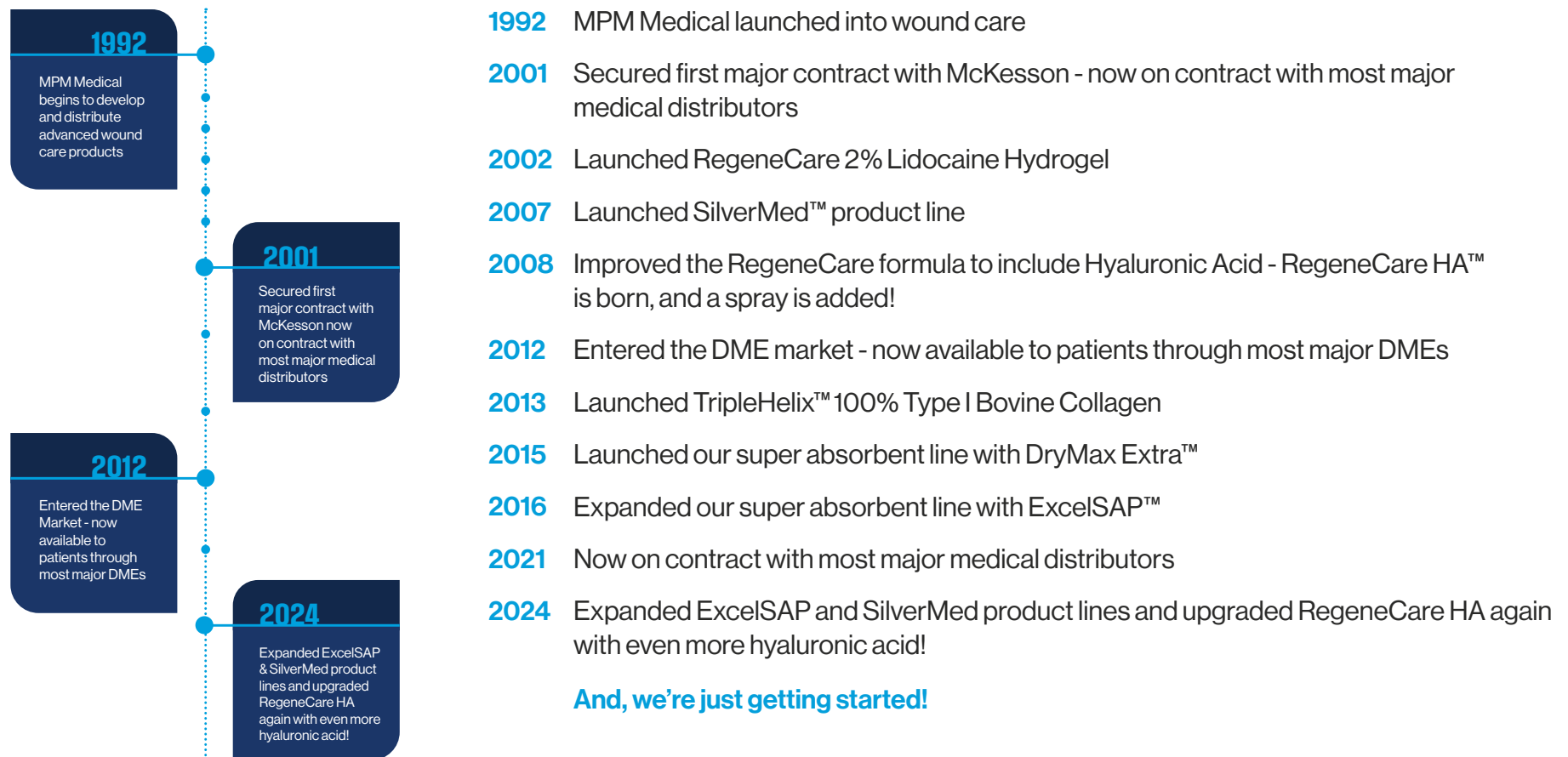
DryMax Extra™

Wound Cleanser

SilverMed™ Antimicrobial Wound Cleanser

Over 3 Decades of Success

Since its inception in 1992, MPM Medical has been committed to developing innovative wound care products that improve the lives of healthcare providers and the patients they treat.



And, we're just getting started!

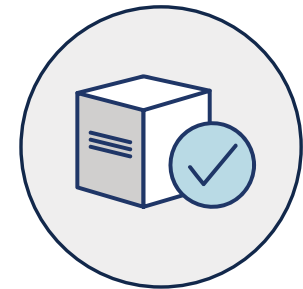
What makes us successful?



MPM Medical is constantly expanding our product portfolio



Our team of certified wound care experts are happy to offer in-service sessions



We are happy to offer product samples to you and your team

Request Samples

At MPM Medical, samples are always complimentary.

States in blue Indicate territory that includes:
AK, AR, CA, CO, CT, DC, DE, HI, ID, KS, KY, MA, MD, ME, MN,
MS, MT, ND, NE, NH, NJ, NM, NY, OK, OR, PA, RI, SD, TN, UT,
VA, VT, WA, WV, WY



MPM Medical Contacts

MPM Medical Headquarters

1801 Big Town Blvd | Suite 800 | Mesquite, TX 75149

Email: info@mpmmmed.com

Phone: 972-893-4090



Nathan Lavallo, CWCMS

Territory: AK, AR, CA, CO, CT, DC, DE, HI, ID, KS, KY, MA, MD, ME, MN, MS, MT, ND, NE, NH, NJ, NM, NY, OK, OR, PA, RI, SD, TN, UT, VA, VT, WA, WV, WY

Email: nathan.lavallo@mpmmed.com

Phone: 810-610-6770



Bill Eggert, CWCMS

Territory: IA, IL, IN, MO, WI

Email: bill.eggert@mpmmed.com

Phone: 847-867-4835



Stacy Harrison, CWCMS

Territory: AL, GA, Panhandle FL

Email: stacy.harrison@mpmmed.com

Phone: 205-356-6030



Rob Larsen, CWCMS

Territory: FL

Email: rob.larsen@mpmmed.com

Phone: 813-376-1179



Mark Overcash, RN

Territory: NC, SC

Email: mark.overcash@mpmmed.com

Phone: 803-448-7950



Zach Shank

Territory: TX, LA

Email: zach.shank@mpmmed.com

Phone: 281-450-8935



Dalton Sullivan

Territory: AZ, NV

Email: dalton.sullivan@mpmmed.com

Phone: 602-723-1088



Carly Goidosik

Territory: MI, OH

Email: carly.goidosik@mpmmed.com

Phone: 517-749-8504




At MPM Medical, our representatives are dedicated to providing first-class service to our customers across the country.

Product Snapshot

Collagen

TripleHelix™



Dressings & Foams

NoTraum Extra™



SilverMed™ Antibacterial Alginate
SilverMed™ Antibacterial Foam



Wound Cleanser

SilverMed™ Antimicrobial Wound Cleanser



Hydrogels

CoolMagic™
SilverMed™ Antimicrobial Hydrogel



RegeneCare HA™



Super Absorbents

ExcelSAP™ Bordered
ExcelSAP™ Non-Bordered




DryMax Extra™



TripleHelix™

Collagen



Most Loved

Facilitate faster healing in chronic wounds with our collagen powders, pads, and ropes.

Directions for Use

- 1 Cleanse the wound site with a gentle cleanser.
- 2 Apply a ¼" thick layer of TripleHelix Collagen Powder or the appropriate rope or collagen sheet dressing size. Do not pack collagen powder tightly. Collagen sheets and ropes may be trimmed and layered.
- 3 Cover with ExcelSAP™ or a non-adherent dressing of your choice.

Repeat daily until the wound is healed.

Reimbursement Schedule

TripleHelix Product Type	Size	Product Number	HCPCS Code	Parameters
Collagen Powder	1 Gram	MP00311	A6010	1/Day
Collagen Powder Wound Dressing	1 Gram	MP00315	A6010	1/Day
Collagen Powder	10 Gram	MP00313	A6010	1/Day
Collagen Sheet	2" x 2"	MP00310	A6021	1/Day
Collagen Sheet	7" x 7"	MP00377	A6023	1/Day
Collagen Rope	12"	MP00312	N/A	N/A

TripleHelix™ 100% Type I Bovine Collagen is a great addition to your wound care bundle when treating stagnant or hard-to-heal wounds. It is clinically proven for efficacy on chronic diabetic foot and heel ulcers.

No additives.

Indications

- ✓ Partial- and Full-Thickness Wounds
- ✓ Pressure (Stage I-IV) and Venous Ulcers
- ✓ Ulcers Caused by Mixed Vascular Etiologies
- ✓ Venous Stasis and Diabetic ulcers
- ✓ First- and Second-Degree Burns
- ✓ Cuts, Abrasions, and Surgical Wounds

NoTraum Extra™



No Trauma

There's no trauma removing these silicone foam dressings.

There's no trauma applying or removing these silicone foam dressings. MPM Medical's NoTraum Extra™ foam dressings are:

- ✓ Secure
- ✓ Waterproof
- ✓ Highly Absorptive

NoTraum Extra foam dressings also help minimize maceration, reduce dressing changes, and limit post-operative complication risks.

Indications

Designed for the management of light to heavily exuding wounds such as:

- ✓ Pressure Ulcers
- ✓ Leg and Foot Ulcers
- ✓ Traumatic Wounds
- ✓ Surgical Wounds
- ✓ Donor Sites
- ✓ Skin Tears
- ✓ Minor Burns

Directions for Use

- 1 Cleanse the wound with sterile saline water and gently dry the surrounding skin.
- 2 Choose the appropriately sized NoTraum Extra Silicone Foam Dressing to cover the wound bed.
- 3 Remove the release films to cover the wound according to the size of the wound area. The dressing should overlap the dry surrounding skin by at least 1-2 cm for smaller wounds and 5 cm for larger wound surfaces.
- 4 The frequency of replacement depends on the wound's condition and the exudate. Dressings must be changed at least every 7 days.

Reimbursement Schedule

NoTraum Extra Product Type	Size	Product Number	HCPCS Code	Parameters
Silicone Foam Dressing	4" x 4"	MP00454	A6212	3/Week
Silicone Foam Dressing	6" x 6"	MP00456	A6212	3/Week

SilverMed™

Antibacterial Alginate



Cuttable with Antibacterial Protection

Tensile strength remains intact even when cut.

Offers **7 days** of antibacterial protection!

SilverMed™ dressings are made with 100 grams per square meter (g/m², or GSM). The higher g/m² ensures:

- ✔ Tightly Woven to Maintain Integrity Upon Removal
- ✔ Highly Absorptive; Absorbs 4x Its Weight
- ✔ Tensile Strength Doesn't Tear When Cut

Indications

- ✔ Exuding Wounds
- ✔ Leg and Foot Ulcers
- ✔ Pressure Ulcers
- ✔ Traumatic and Surgical Wounds
- ✔ Donor and Graft Sites

Dressings and Foams

Directions for Use

- 1 Cleanse the wound with sterile saline water and gently dry the surrounding skin.
- 2 Choose the appropriately sized SilverMed Antibacterial Alginate dressing to cover the wound bed. Do not overlap the margins of the wound bed.
- 3 Place the dressing over the wound, folding any additional material into the wound bed.
- 4 Cover with a secondary dressing of your choice.

Change dressing daily or as directed. Dressings must be changed at least every 7 days. If the wound appears dry, saturate the dressing with sterile saline water prior to removing the dressing.

Reimbursement Schedule

SilverMed Product Type	Size	Product Number	HCPCS Code	Parameters
Antibacterial Alginate Dressing	2" x 2"	MP00830	A6196	1/Day
Antibacterial Alginate Dressing	4" x 4"	MP00835	A6196	1/Day
Antibacterial Alginate Dressing	4" x 4.75"	MP00832	A6197	1/Day
Antibacterial Alginate Dressing	4" x 8"	MP00837	A6197	1/Day
Antibacterial Alginate Dressing	6" x 6"	MP00836	A6197	1/Day
Antibacterial Alginate Rope	12"	MP00834	A6199	1/Day

SilverMed™

Antibacterial Foam

Dressings and Foams



5 Layers of Protection

Reduce dressing changes with this waterproof antimicrobial barrier.

SilverMed™ Antibacterial Foam dressings feature a multi-layer construction of silicone foam.

SilverMed foam dressings are silicone-based, ensuring easy application and removal for your patients. This well-thought-out design has many benefits, including:

- ✓ Adheres Easily and Securely
- ✓ Maintains a Moist Wound Environment
- ✓ Provides a Waterproof Top Layer
- ✓ Quickly Absorbs Large Amounts of Exudate
- ✓ Minimizes Maceration and Post-Op Complication Risks
- ✓ Reduces Dressing Changes

Indications

- ✓ First- and Second-Degree Burns
- ✓ Partial- and Full-Thickness Wounds
- ✓ Moderately-to-Heavily Draining Wounds
- ✓ Pressure and Leg Ulcers
- ✓ Traumatic, Surgical, and Post-Operative Wounds

Directions for Use

- 1 Cleanse the wound with sterile saline water and gently dry the surrounding skin.
- 2 Choose the appropriately sized SilverMed Antibacterial Foam dressing to cover the wound bed.
- 3 Remove the release films and apply the SilverMed Antibacterial Foam dressing over the wound area. The dressing should overlap the dry surrounding skin by at least 1-2 cm for smaller wounds and 5 cm for larger wound surfaces.
- 4 Cover with a secondary dressing of your choice.

Change dressing daily or as directed.

Reimbursement Schedule

SilverMed Product Type	Size	Product Number	HCPCS Code	Parameters
Non-Bordered Silicone Foam Dressing	4" x 4"	MP00455	A6212	3/Week
Non-Bordered Silicone Foam Dressing	6" x 6"	MP00457	A6212	3/Week

CoolMagic™



Instant Cooling

Pain-relieving hydrogel sheets offer instant cooling.

Absorbs 3x Its Weight

CoolMagic™ hydrogel sheets reduce pain and create a moist wound-healing environment for burns, including radiation dermatitis.

This pain-relieving dressing provides instant cooling to live nerve endings. Its 90:10 water-polyethylene formulation is hydrophilic and can absorb 3 times its weight in drainage.

Indications

Designed for the management of light to heavily exuding wounds such as:

- ✔ Leg, Pressure, Arterial, and Diabetic Ulcers
- ✔ Minor Burns
- ✔ Scrapes and Abrasions
- ✔ Surgical Wounds

Directions for Use

- 1 Cleanse the wound, if needed.
- 2 Remove the CoolMagic Hydrogel Sheet from the package.
- 3 Remove and discard only the colored film backing; the clear film remains intact.
- 4 Apply the uncovered side of the hydrogel sheet to the affected area and secure it with a dressing of your choice.

Change dressing every 24–36 hours or as directed by a healthcare professional. The CoolMagic Hydrogel Sheet may remain in place for up to 3 days.

Reimbursement Schedule

CoolMagic Product Type	Size	Product Number	HCPCS Code	Parameters
Gel Sheet	3.75" x 3.75"	MP00206	A6242	1/Day
Gel Sheet	6" x 8"	MP00208	A6243	1/Day
Gel Sheet	8" x 12"	MP00209	A6243	1/Day

RegeneCare HA™

Hydrogels



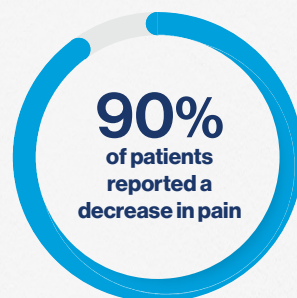
One-of-a-Kind

RegeneCare HA is the ONLY lidocaine hydrogel on the market.

This unique hydrogel reduces pain and inflammation while helping to break the itch-and-scratch cycle. Studies have shown RegeneCare HA™ to reduce pain by a highly significant amount when applied as a contact layer during dressing changes.

Indications

- ✓ Pain and Itching
- ✓ Insect Bites
- ✓ Minor Burns, Including Sunburns
- ✓ Minor Cuts, Scrapes, or Irritations



New and Improved Formula!

Our best just got better — with a newly enhanced formula that delivers more than an 800-fold increase in hyaluronic acid.

Four Key Ingredients

This unique product still contains a special blend of key ingredients:



2% Lidocaine HCl serves as a topical anesthetic with no risk of toxicity.



Procollagen is a humectant that helps keep wounds moist.



Hyaluronic acid is an active anti-inflammatory compound.



Pure **aloe vera** extract is the moisturizing base.

Directions for Use

Adults and children 2 years of age and older: Apply to affected area not more than 3 to 4 times daily.

Children under 2 years of age: Consult a physician prior to use.

Reimbursement Schedule

Product Type	Size	Product Number	HCPCS Code	Parameters
Gel	4 mL	MP00108	N/A	N/A
Gel	0.5 oz	MP00112	N/A	N/A
Gel	3 oz	MP00107	A6248	3 oz/Mo
Spray	4 oz	MP00117	N/A	N/A

SilverMed™

Antimicrobial Hydrogel



6 Days of Wear Time

Creates a long-lasting antimicrobial barrier to treat and prevent infection.

Goes on Clear

Unlike other silver-based products, SilverMed™ Antimicrobial Hydrogel does not stain or irritate the tissue. This sulfa-free hydrogel is an effective alternative to Silvadene Cream.

Why It Works

- ✓ Regulates hydration to keep a favorable moisture level
- ✓ Extended protection for up to 6 days
- ✓ Will not stain or irritate the tissue

Indications

- ✓ Minor Burns
- ✓ Superficial Cuts
- ✓ Lacerations
- ✓ Abrasions
- ✓ Minor Irritation of the Skin
- ✓ Pressure Ulcers
- ✓ Venous Stasis Ulcers
- ✓ Diabetic Ulcers
- ✓ First- and Second-Degree Burns
- ✓ Skin Tears
- ✓ Grafted Wounds
- ✓ Donor Sites
- ✓ Surgical Wounds

Directions for Use

- 1 Cleanse the wound of dirt, debris, and necrotic tissue.
- 2 Apply the SilverMed Antimicrobial Hydrogel throughout the wound to approximately ¼" thickness.
- 3 Cover the wound with a dressing, preferably waterproof. At every dressing change, reapply the SilverMed Antimicrobial Hydrogel.


Reimbursement Schedule

Size	Product Number	HCPCS Code	Parameters
0.5 oz tube Each and 12/case available	ABSM1404	N/A	N/A
1.5 oz tube Each and 12/case available	ABSM1406	N/A	N/A
3 oz tube Each and 12/case available	ABSM1410	A6248	3 oz/Mo

Super Absorbent ExceISAP™ Highlights



Approved for Daily
Dressing Changes



Protective Backing

High Moisture Vapor Transmission Rate (MVTR)
Smooth and flexible
Waterproof and bacteria barrier

Super Absorbent Core

Exceptional absorption capability
Helps minimize maceration risk
Special crescent patterns provide dynamic flexibility

Nonwoven Layer

Spread fluids to a wide surface
Enhance absorption performance

Silicone Wound Contact Layer

Gentle and secure with pain-free removal
Without stripping of epidermal cells

ExcelSAP™

Super Absorbents



High Absorbency

Absorb and retain more than foams!

Absorb and retain more than foam with MPM Medical's super absorbent dressings. ExcelSAP™ is coded for daily dressing changes, making it perfect for patients requiring daily dressing changes due to drainage or preference.

Indications

Designed for the management of light to heavily exuding wounds such as:

- ✓ Pressure (Stage II-IV) Ulcers
- ✓ Venous and Diabetic Ulcers
- ✓ Ulcers Caused by Mixed Vascular Etiologies
- ✓ Dehisced Surgical Wounds
- ✓ Moderate to Heavily Exudating Wounds

Directions for Use

- 1 After cleaning and debridement of the wound, apply the appropriate ExcelSAP dressing size and format onto the wound.
- 2 Apply the appropriate number of conformable dressings directly onto the wound or use as a secondary dressing. If utilized as a primary dressing, the dressing should overlap the wound by a minimum of 2 cm.
- 3 Secure the product in place with a bandage or tape, if necessary.

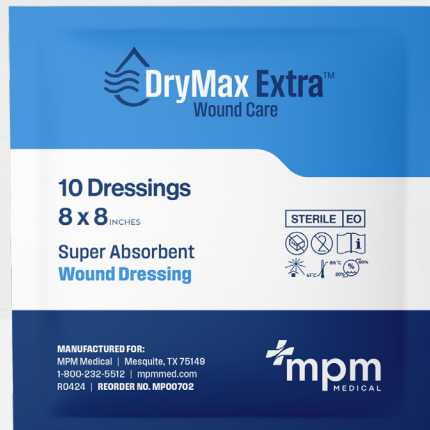
Repeat daily until the wound is healed.

Reimbursement Schedule

ExcelSAP Product Type	Size	Product Number	HCPCS Code	Parameters
Silicone Non-Bordered	4" x 4"	MP00780	A6196	1/Day
Silicone Non-Bordered	6" x 6"	MP00781	A6197	1/Day
Silicone Bordered	3" x 2.5"	MP00788	A6196	1/Day
Silicone Bordered	4" x 4"	MP00790	A6196	1/Day
Silicone Bordered	4" x 10"	MP00794	A6197	1/Day
Silicone Bordered	5" x 6" Oval	MP00796	A6197	1/Day
Silicone Bordered	6" x 7"	MP00791	A6197	1/Day
Silicone Bordered	6.7" x 7" Sacral	MP00792	A6197	1/Day

DryMax Extra™

Super Absorbents



Max Absorbency

Holds up to 300 ccs!

Patients know it and ask for it by name!

This super absorbent dressing not only absorbs high quantities of wound exudates but also retains them. The super absorbent polymer effectively captures and sequesters wound fluid containing bacteria and other substances detrimental to the healing process.

DryMax Extra™ is coded for daily dressing changes and approved as a primary or secondary dressing. Its ability to be folded, wrapped, and layered make it perfect for patients with hard-to-reach wounds or those dealing with heavy exudating wounds.

Indications

Designed for the management of light to heavily exuding wounds such as:

- ✓ Leg Ulcers
- ✓ Pressure Ulcers
- ✓ Diabetic Ulcers
- ✓ Arterial Ulcers
- ✓ Abrasions
- ✓ Surgical Wounds

Benefits for your patients

- ✓ Approved and recommended for daily dressing changes
- ✓ No sharp edges make this super absorbent dressing skin-friendly
- ✓ Foldable dressing allows close contact to the wound
- ✓ No risk of misuse; simplicity improves patient adherence
- ✓ Retainability with technology reduces wound odor*

*Odor reduction claims are based on self-reported data from DryMax Extra patients and/or their healthcare providers. Daily dressing changes are recommended to further reduce wound odor.

Directions for Use

- 1 After cleaning and debridement of the wound, choose the appropriate DryMax Extra dressing size, quantity, and format.
Note: Multiple dressings may be stacked for heavily exuding wounds. Products may be folded or wrapped for hard-to-reach wounds.
- 2 Apply the appropriate number of conformable dressings directly onto the wound or use as a secondary dressing. If utilized as a primary dressing, the core edge of the dressing should overlap the wound by a minimum of 2 cm.
- 3 Secure the product in place with bandage or tape, if necessary.

DryMax Extra may be used in combination with compression therapy. Dressing removal can be facilitated by moistening the dressing. Dressing changes can be completed daily, but should be based on the clinical condition of the wound, or before saturation of the wound.

Reimbursement Schedule

DryMax Extra Product Type	Size	Product Number	HCPCS Code	Parameters
Non-Bordered Super Absorbent	4" x 4"	MP00700	A6196	1/Day
Non-Bordered Super Absorbent	4" x 8"	MP00701	A6197	1/Day
Non-Bordered Super Absorbent	8" x 8"	MP00702	A6198	1/Day

SilverMed™

Antimicrobial Wound Cleanser



3+ Days of Protection

This fast, thorough, gentle cleanser offers multi-day silver ion release.

MPM Medical's no-rinse, gentle antimicrobial wound care cleanser releases silver ions to provide sustained and effective antimicrobial protection. SilverMed™ Antimicrobial Wound Cleanser has a trigger spray valve offering misting or stream spray coverage.

Benefits for Your Patients

- ✓ Provides full antimicrobial contact with entire wound bed
- ✓ Sustained and effective silver ion release
- ✓ Remains clear while in use – no discoloration or staining of tissue
- ✓ Ideal viscosity – very easy to apply and remove

Indications

- ✓ Minor Burns
- ✓ Superficial Cuts
- ✓ Lacerations
- ✓ Abrasions
- ✓ Minor Irritations of the Skin
- ✓ Pressure Ulcers
- ✓ Venous Stasis Ulcers
- ✓ Diabetic Ulcers
- ✓ First- and Second-Degree Burns
- ✓ Skin Tears
- ✓ Grafted Wounds
- ✓ Donor Sites
- ✓ Surgical Wounds

Directions for Use

- 1 Turn nozzle to stream or spray.
- 2 Gently flush debris from the wound.

It is not necessary to remove the cleanser before dressing the wound.

Available Size

Size	Product Number
8 oz - Each and 12/case available	ABSM1415

