


WITTI
AMAZING LITTLE THINGS

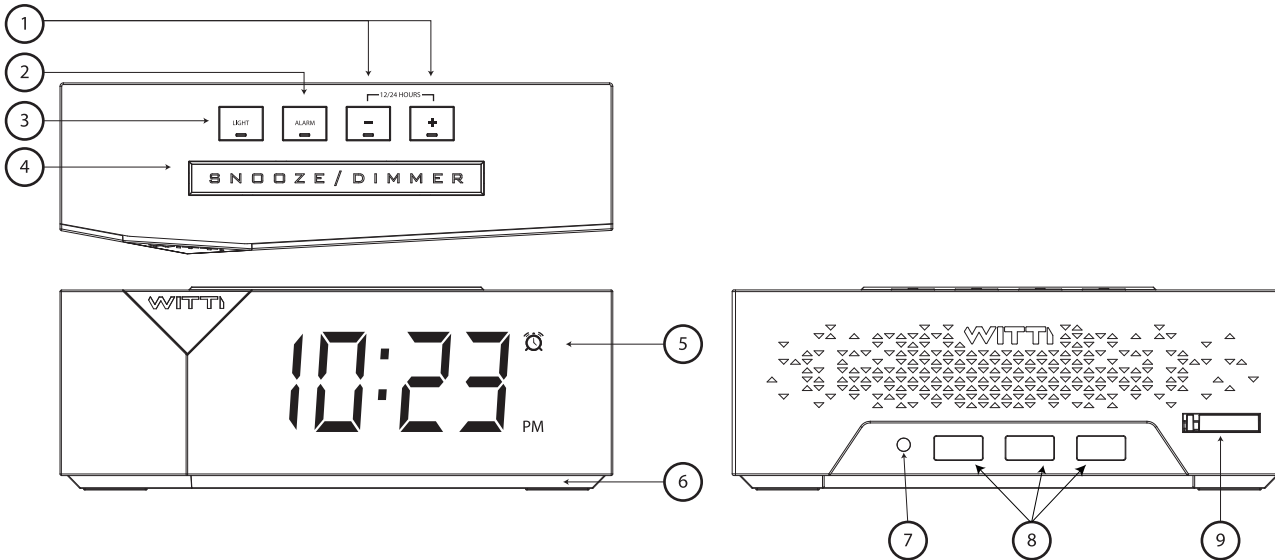


Instruction Manual

for

BEDDI Charge

BEDDI Instruction Manual





Understanding BEDDI CHARGE Controls



- 1 Time adjustment - Press & hold **[+]** or **[-]** to adjust the time.
- 2 Alarm Setting - Press **[ALARM]** to turn On/Off the alarm. Press and hold to set alarm time.
- 3 Light Mode Button - You can cycle through the mood light effect.
- 4 Snooze/Dimmer - Press to snooze the alarm, or to adjust the clock brightness.
- 5 Alarm status light - This icon will be on when you turn on the alarm.
- 6 Mood Light - 16 Million Color mood light with various light effect.
- 7 5V 3A Power Input - Plug in the provided adaptor.
- 8 USB Charging Ports (3A Share) - Charge your phone and other devices.
- 9 Backup Battery - Can keep the clock and alarm function when power is out.

Setting Up BEDDI CHARGE

Plug in the BEDDI Charge with the provided power adaptor.






Setting the Time

Press and hold  or  to adjust the time.


Press  and  together to change 12 / 24 hours clock.

Alarm


Setting Alarm time

Press and hold the  until the LED display flashes, then press  or  to adjust the alarm time. (Hour first, press  again to adjust minutes.) Press  again when finish.

Trun On / Off Alarm

Press the  once time when you want to trun On / Off alarm.

Light Function

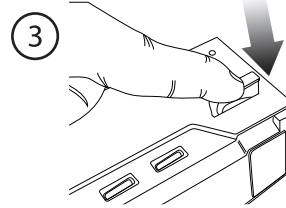
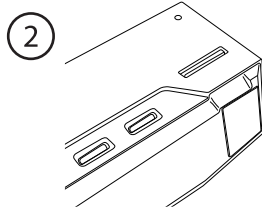
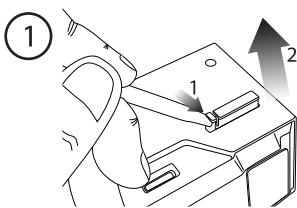
Press the  can cycle through the mood light effect.

Color Mode:

Off -> Color Changing -> Warm white (Bright) -> Warm white (Dim) -> Off

Change battery

1. Use a pen or screwdriver to open the backup battery compartment door located at the back.
2. Remove the exhausted battery. Insert a new CR2032 battery by easing it. Make sure the side marked + is facing up.
3. Close the battery compartment door. (Note : Make sure you dispose of battery properly.)



FCC and CE manual

This device complies with part 15 of the FCC rules. Operation is subject to the following two conditions: (1) this device may not cause harmful interference, and (2) this device must accept any interference received, including interference that may cause undesired operation.

NOTE: The manufacturer is not responsible for any radio or TV interference caused by unauthorized modifications to this equipment. Such modifications could void the user's authority to operate the equipment.

NOTE: This equipment has been tested and found to comply with the limits for a Class B digital device, pursuant to part 15 of the FCC Rules. These limits are designed to provide reasonable protection against harmful interference in a residential installation. This equipment generates uses and can radiate radio frequency energy and, if not installed and used in accordance with the instructions, may cause harmful interference to radio communications. However, there is no guarantee that interference will not occur in a particular installation. If this equipment does cause harmful interference to radio or television reception, which can be determined by turning the equipment off and on, the user is encouraged to try to correct the interference by one or more of the following measures:

- Reorient or relocate the receiving antenna.
- Increase the separation between the equipment and receiver.
- Connect the equipment into an outlet on a circuit different from that to which the receiver is connected.
- Consult the dealer or an experienced radio/TV technician for help

Due to the used enclosure material, the GSM mobile phone shall only be connected to a USB Interface of version 2.0 or higher. The connection to so called power USB is prohibited.

Do not use the mobile phone in the environment at too high or too low temperature, never expose the mobile phone under strong sunshine or too wet environment. The suitable temperature for the phone and accessories is 0°C-40°C.

CAUTION RISK OF EXPLOSION IF BATTERY IS REPLACED BY AN INCORRECT TYPE. DISPOSE OF USED BATTERIES ACCORDING TO THE INSTRUCTIONS

Regulatory Conformance

Hereby, Corporation declares that this device is in compliance with the essential requirements and other relevant provisions of Directive 1999/5/EC.

For the declaration of conformity, visit the Web site www.wittidesign.com/certification.

Notice: Observe the national local regulations in the location where the device is to be used. This device may be restricted for use in some or all member states of the European Union (EU)