



COUNTING DUCKS


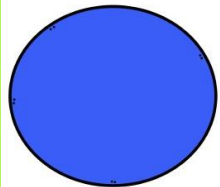
0-10



7



Counting Ducks
OPTION 2



How many ducks do you see?



2

3

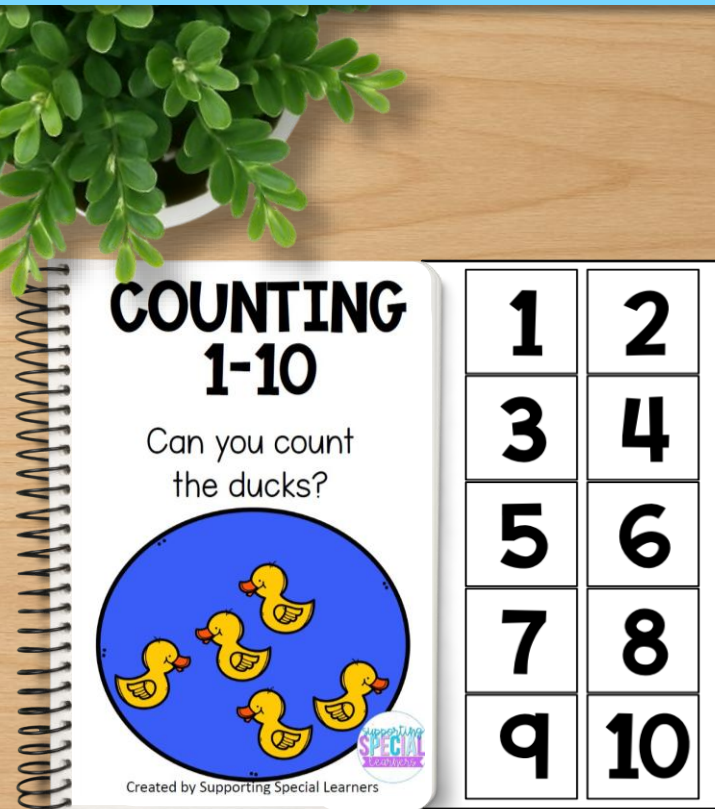
1

How many ducks do you see?




2

THIS RESOURCE IS GREAT FOR:




- Pre-K, Kindergarten, & Special Education classes
- Math centers
- Small group, whole class, or individual use
- Building counting skills from 0-10
- Strengthening number and word recognition of 0-10
- Practicing matching & sorting
- Engaging students with a fun duck theme

PRODUCT INCLUDES:




- 44 Task Cards
- 5 File Folders
- 1 Adapted Book

WHY THIS RESOURCE?




- Gives your students multiple ways to **practice counting from 0-10**. With **task cards**, **file folders**, and an **adapted book**, learners can engage in hands-on activities that build **number recognition**, **word recognition**, and **matching skills**. The **duck theme** keeps lessons fun and motivating, making counting practice something students look forward to.
- It's versatile and works in any classroom setup. You can use it in **math centers**, **small groups**, **whole-class lessons**, or **one-on-one instruction**. The variety of activities makes it easy to differentiate and meet the needs of different learners, including those in special education and early intervention.
- Teachers **save time with ready-to-use materials** that target essential **early math skills**. Instead of creating your own activities, you get a complete set that reinforces counting, sorting, and matching in a structured yet engaging way

FEATURES OF THIS RESOURCE:



- Designed for counting from 0-10
- Differentiated for varying skill levels
- Multi-format
- Duck-themed
- Hands-on

TAKE A PEEK AT THE **SAMPLE PAGES** YOU'LL RECEIVE UPON DOWNLOAD!



**TAKE A PEEK AT THE SAMPLE PAGES
YOU'LL RECEIVE UPON DOWNLOAD!**

INSTRUCTIONS


1. Print pages 1 – 6. These are all used as pages in your book
2. Pick a base page. There are three options (pages 7 – 9). You only need to print one page.
3. Pick the attachment pieces (page 10). I prep and prepare both as I change them based on each student's needs.

* Tip * Store the extra attachment pieces on the back of the book in a small ziplock bag. You can secure the bag using tape.

1	2	one	two
3	4	three	four
			six
			eight
			ten


COUNTING 1-10

Can you count the ducks?



Created by Supporting Special Learners

How many ducks can you count?



How many ducks can you count?

