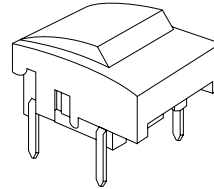



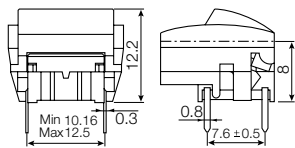
multimec® 3A + 1B/1C + 2A/2B



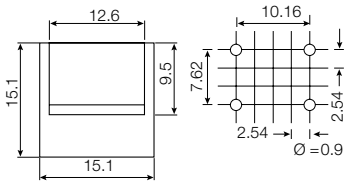
Technical Data:

- through-hole or SMD
- 50mA/24VDC
- single pole/momentary
- 10.000.000 operations life time
- IP67 sealing
- temperature range:
low temp: -40/+115°C
high temp: -40/+160°C

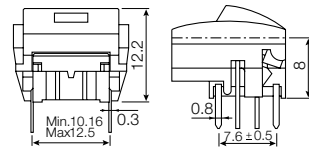
Dimensions (through-hole)



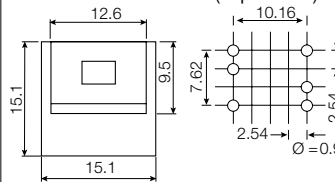
PCB layout



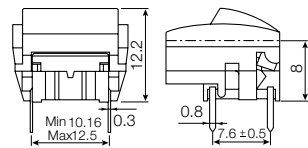
Dimensions w/LED (in switch)



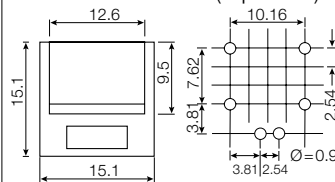
PCB layout (top view)



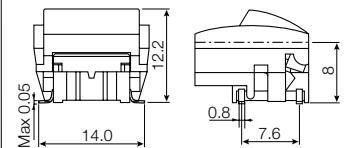
Dimensions w/LED (PCB mounted)



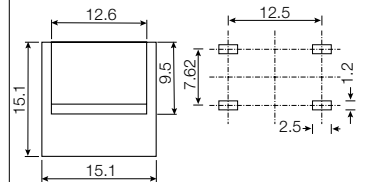
PCB layout (top view)





Dimensions (SMD)





PCB layout





HOW TO ORDER

3 A	<input type="checkbox"/>	<input type="checkbox"/>	+	1 B	<input type="checkbox"/>	+	2 A	<input type="checkbox"/>	For 1B and 2A only:	
Switch	Mounting	L 6 low temp.		Cap	00 blue		Bezel	00 blue	30 ultra blue	50 metal dark blue
	T through-hole	H 9 high temp.			02 green			02 green	40 dusty blue	53 metal light grey
	S surface mount				03 grey			03 grey	42 aqua blue	57 metal dark grey
					04 yellow			04 yellow	32 mint green	58 metal bordeaux
					06 white			06 white	33 tele grey	
					08 red			08 red	34 melon	
					09 black			09 black	38 noble red	


Standard versions:
3ATL6, 3ATH9, 3ASH9, 3ASH9R (tape/reel)

3 A	T	<input type="checkbox"/>	+	<input type="checkbox"/>	+	1 C	<input type="checkbox"/>	+	<input type="checkbox"/>	+	2 A	<input type="checkbox"/>
Switch	Mounting	L 6 low temp.		LED	Cap	00 blue	Lens		Bezel	00 blue	00 blue	
	T through-hole	H 9 high temp.		00 blue		02 green	1 transp.			02 green	02 green	
				20 green		03 grey	2 green			03 grey	03 grey	
				40 yellow		04 yellow	4 yellow			04 yellow	04 yellow	
				80 red		06 white	8 red			06 white	06 white	
						08 red				08 red	08 red	
						09 black				09 black	09 black	

Standard versions:
3ATL600, 3ATL620, 3ATL640, 3ATL680

3 A	<input type="checkbox"/>	<input type="checkbox"/>	+	1 B	<input type="checkbox"/>	+	2 B	<input type="checkbox"/>	<input type="checkbox"/>
Switch	Mounting	L 6 low temp.		Cap	00 blue		Bezel	00 blue	Lens
	T through-hole	H 9 high temp.			02 green			02 green	1 transp.
	S surface mount				03 grey			03 grey	2 green
					04 yellow			04 yellow	4 yellow
					06 white			06 white	8 red
					08 red			08 red	
					09 black			09 black	

Standard versions:
3ATL6, 3ATH9, 3ASH9, 3ASH9R

+	2 B X X X	<input type="checkbox"/>	<input type="checkbox"/>
	LED for 2B bezel	20 green	
		40 yellow	
		80 red	

Ordering example: 3ATL640 + 1C094 + 2A04