

ATTEN ST-1016

Smoke Absorber User Manual

Specification

Item Name	Solder Smoke Absorber
Item Model	ST-1016
Power consumption	220V AC/50Hz/16W 110V AC/60Hz/22W
Maximum suction capacity	1.03m ³ /min
Dimensions	103.3*161.8*217.2mm
Filter size	142*142*10mm

Packaging List

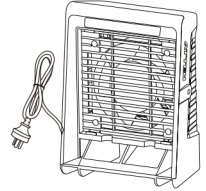
User Manual X1, Activated Carbon Filter X1, Solder Smoke Absorber X1



User Manual



Activated Carbon Filter



Solder Smoke Absorber

Copyright

The design of this product (including internal software) and the accessories are protected by relevant laws of China. Any violation of relevant rights of our company will be subject to legal sanction. please abide by relevant national laws when you use this product.

Essentials

User should have basic knowledge of life and basic electrical operation before using the product. Underage user can only use this product under the guidance of a professional or guardian.

[Note] In order to avoid damage to the machine and keep the operating environment safe: Please read this Manual carefully before using this product, and keep it properly for future reference.

Disclaimer

We will take no responsibility for any personal injury or property damage caused by reasons other than the product quality problem, which may include force majeure (natural disasters, etc.) or personal behavior during the operation of this product.

This manual is organized, compiled and released by SHENZHEN ATTEN TECHNOLOGY CO., LTD. according to the latest product features. We will not be responsible for further notice of the subsequent improvement of the product and this Manual.

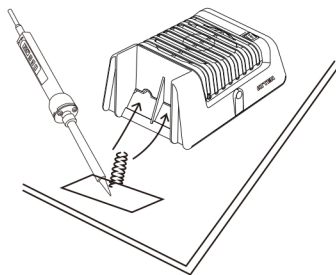
Product overview

This product is a Desktop-type Solder Smoke Absorber can be operated vertically or horizontally, can remove soldering smoke and fumes quickly, safely and quickly. Activated carbon filter is made of highly activated carbon, strong absorb, and has LED lighting function.

1

2. Remove close-up solder smoke

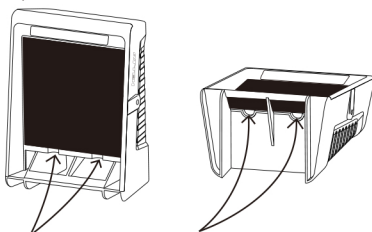
Please place this device on the desk as below picture if removing close-up solder smoke, and turn on Gear 1. Comparing with vertical position, horizontal position can provide airflow and efficiency much more than vertical, and is not much suitable for removing widely range of smoke.



Care and Maintenance

1. Replace activated carbon filter

The filter absorbs solder fumes and becomes white with clogging. Replace the filter when the suction power is drastically reduced due to clogging, or when the flux smell gets noticeably stronger. (Note: Be careful that moisture, water etc does not get on the filter, or it can't be used.)



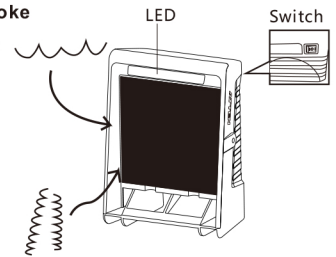
Pull out this filter on the position, with fingers

3

Instructions

1. Remove widely range of solder smoke

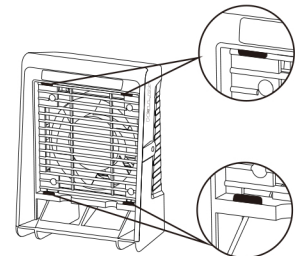
Please adjust two gear keys if removing widely range of solder smoke, Gear 1 is suitable to be used under brighter environment, the LED light is off when pressing Gear 1, Gear 2 is suitable to be used under dark environment, the LED light is on when pressing Gear 2.



2

2. Install

Please fix the activated carbon filter on the 4pcs of buckle position as picture on the right. please don't operate this device before put into the activated carbon filter.



Safety Precaution



WARNING

In order to reduce the risk of fire alarm or electric shock, please never use this device with solid state speed control device at the same time, please cut off power before repairing, or it will lead to electric shock.



CAUTION

1. Do not use this produce absorb igniting or explosive gas.
2. Keep this product away from wet places.
3. Do not make this product wet or use it with wet hands.
4. Make sure to turn off the power when this device stopped using or out of use.
5. Please turn off the power when replacing parts or not used.
6. Keep this product out of children's reach.
7. Please replace the power cord by contacting original factory or equivalent person to get rid of danger.
8. Please use the accessories from the original factory when replacing the product parts.

SHENZHEN ATTEN TECHNOLOGY CO., LTD.

Add: Floor 8, Building 2, Senyang High-tech park, 7 West Road High-tech Park, Guangming New district, Shenzhen 518132, china

Tel: 86-755-8602 1373 Fax: 86-755-8602 1365

Web: www.atten.com

Facebook: https://www.facebook.com/attencn/

E-mail: sales@atten.com.cn



CBN030691(A)

4