



Highlights

2 to 12 poles

2 and 3 pole modules

Spacing 5.0 mm

Wire guard type

Wire entry parallel to PCB

Test jack on every clamping point

Wire Sizes

Solid min 0.2 mm²

Solid max 1.5 mm²

Stranded (flexible) min 0.2 mm²

Stranded (flexible) max 1.5 mm²

Stranded with ferrule min 0.2 mm²

Stranded with ferrule max 1.5 mm²

Dimensions

Stripped length 6.0 mm

PCB hole diameter 1.3 mm

Materials

Clamp Brass

Wire guard Stainless Steel

Screw Steel

Insulating Material

Material PA 6.6

Flammability class UL 94 V-0

Temperatures

Operating temperature -40 °C (without mech. load) - 105 °C

Store temperature -40 °C - 105 °C

Wave Soldering Process

Soldering temperature, recommended 260 °C

Peak soldering time, recommended 3-4 s

**Technical Data // AK500/..DS-5.0-V-GREY**

Spacing 5.0 mm

Reflow Process

Soldering temperature, recommended -

Peak soldering time, recommended -

Colours

GREY, RAL 7016

BLACK, RAL 9011




GREEN, RAL 6018

BLUE, RAL 5015

Colours according to RAL, there may be variations on colour due to production conditions.
Special colours on request.**Ratings**

UseGroup	UL [®] US			VDE	
	B	C	D	min	max
Rated voltage	300 V	-	300 V	250 V	
Rated current	15 A	-	10 A	17.5 A	
Rated wire size				min	max
- solid	AWG 22-14	-	AWG 22-14	0.5 mm ²	1.5 mm ²
- stranded	-	-	-	-	-
- stranded (flexible)	AWG 22-14	-	AWG 22-14	0.5 mm ²	1.5 mm ²
Torque	0.40 Nm	-	0.40 Nm	0.40 Nm	
Screw size	M2.6	-	M2.6	M2.6	
Test voltage	1.60 kV	-	1.60 kV	2.0 kV	

Accessoires

Figure	Designation	Article Number
	Bridge, 2-pole, insulated, BRI/2-5.0/5.08-LIGHT GREY	Art.-Nr. 50000000006
	Bridge, 3-pole, insulated, BRI/3-5.0/5.08-LIGHT GREY	Art.-Nr. 50000000007
	Bridge, 2-pole, BR/2-5.0/5.08-L7.0	Art.-Nr. 50000000008



Technical Data // **AK500/..DS-5.0-V-GREY**

Spacing 5.0 mm

Order Data (Spacing 5.0 mm)

Number of Poles	Width (mm)	Article Designation	Article Number	PU
2	10.60	AK500/2DS-5.0-V-GREY	50500020121 G	250
3	15.60	AK500/3DS-5.0-V-GREY	50500030121 G	250
4	20.60	AK500/4DS-5.0-V-GREY	50500040121 G	250
5	25.60	AK500/5DS-5.0-V-GREY	50500050121 G	250
6	30.60	AK500/6DS-5.0-V-GREY	50500060121 G	250
7	35.60	AK500/7DS-5.0-V-GREY	50500070121 G	250
8	40.60	AK500/8DS-5.0-V-GREY	50500080121 E	100
9	45.60	AK500/9DS-5.0-V-GREY	50500090121 E	100
10	50.60	AK500/10DS-5.0-V-GREY	50500100121 E	100
11	55.60	AK500/11DS-5.0-V-GREY	50500110121 E	100
12	60.60	AK500/12DS-5.0-V-GREY	50500120121 E	100

Technical drawing

