



**Taylor's Tins**

**PLAQUES**

**&**

**AWARDS**

# PLAQUES & AWARDS <sup>6x9</sup>



## SHIELD ON HICKORY 6x9

STANDARD SHIELD- \$87  
COMPLEX SHIELD- \$112  
LEAF SHIELD-\$137



## SHIELD ON HICKORY 6x9 WITH BOTTOM TAG

STANDARD SHIELD- \$99  
COMPLEX SHIELD- \$124  
LEAF SHIELD-\$149



## SHIELD ON WALNUT 6x9

STANDARD SHIELD- \$87  
COMPLEX SHIELD- \$112  
LEAF SHIELD-\$137



## SHIELD ON WALNUT 6x9 WITH BOTTOM TAG

STANDARD SHIELD- \$99  
COMPLEX SHIELD- \$124  
LEAF SHIELD-\$149

## SHIELD STYLES

SHIELD SHAPES THAT CAN BE APPLIED  
TO THE ABOVE CONFIGURATIONS

LA

INDY

DUKE

NARROW  
BODY  
CLASSIC

BOSTON

CLASSIC

RETRO

\*ALL SHIELDS ARE MOUNTED CURVED WITH A HOLELESS MOUNTING SYSTEM

\*BACK SIDE OF PLAQUE DOES HAVE HOLE FOR HANGING ON THE WALL

\*PLAQUES ARE SOLID-WOOD AND HAND-MADE

\*GRAIN PATTERNS MAY DIFFER FROM PHOTOS ABOVE AND FROM PIECE TO PIECE

\*SHADES OF WOOD COLOR MAY DIFFER FROM PHOTOS ABOVE AND FROM PIECE TO PIECE

\*SURFACE OF PLAQUE MAY HAVE SMALL IMPERFECTIONS

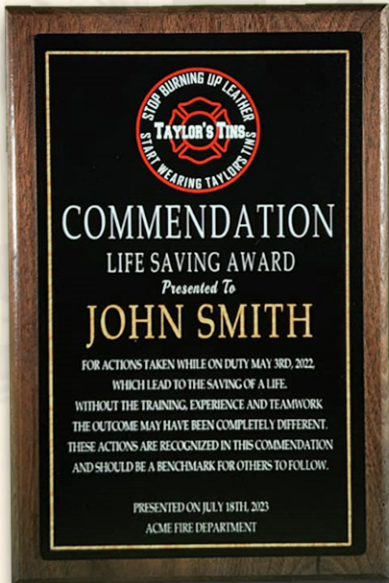
# PLAQUES & AWARDS

MP6x9



## METAL PLATE ON HICKORY 6x9

\$55



## METAL PLATE ON WALNUT 6x9

\$55

\*BACK SIDE OF PLAQUE DOES HAVE HOLE FOR HANGING ON THE WALL

\*PLAQUES ARE SOLID-WOOD AND HAND-MADE

\*GRAIN PATTERNS MAY DIFFER FROM PHOTOS ABOVE AND FROM PIECE TO PIECE

\*SHADES OF WOOD COLOR MAY DIFFER FROM PHOTOS ABOVE AND FROM PIECE TO PIECE

\*SURFACE OF PLAQUE MAY HAVE SMALL IMPERFECTIONS

# PLAQUES & AWARDS




SHIELD ON HICKORY 8.5x9

STANDARD SHIELD- \$87  
COMPLEX SHIELD- \$112  
LEAF SHIELD-\$137



SHIELD ON HICKORY 8.5x9  
WITH BOTTOM TAG

STANDARD SHIELD- \$99  
COMPLEX SHIELD- \$124  
LEAF SHIELD-\$149



SHIELD ON WALNUT 8.5x9

STANDARD SHIELD- \$87  
COMPLEX SHIELD- \$112  
LEAF SHIELD-\$137



SHIELD ON WALNUT 8.5x9  
WITH BOTTOM TAG

STANDARD SHIELD- \$99  
COMPLEX SHIELD- \$124  
LEAF SHIELD-\$149

## SHIELD STYLES

SHIELD SHAPES THAT CAN BE APPLIED TO THE ABOVE CONFIGURATIONS



\*ALL SHIELDS ARE MOUNTED CURVED WITH A HOLELESS MOUNTING SYSTEM

\*BACK SIDE OF PLAQUE DOES HAVE HOLE FOR HANGING ON THE WALL

\*PLAQUES ARE SOLID-WOOD AND HAND-MADE

\*GRAIN PATTERNS MAY DIFFER FROM PHOTOS ABOVE AND FROM PIECE TO PIECE

\*SHADES OF WOOD COLOR MAY DIFFER FROM PHOTOS ABOVE AND FROM PIECE TO PIECE

\*SURFACE OF PLAQUE MAY HAVE SMALL IMPERFECTIONS

# PLAQUES & AWARDS <sup>8x8</sup>

---



## SHIELD ON HICKORY 8x8

STANDARD SHIELD- \$87

COMPLEX SHIELD- \$112

LEAF SHIELD-\$137



## SHIELD ON WALNUT 8x8

STANDARD SHIELD- \$87

COMPLEX SHIELD- \$112

LEAF SHIELD-\$137

## SHIELD STYLES

SHIELD SHAPES THAT CAN BE APPLIED  
TO THE ABOVE CONFIGURATIONS

LA

INDY

DUKE

NARROW  
BODY  
CLASSIC

BOSTON

CLASSIC

RETRO

TRADITIONAL

\*ALL SHIELDS ARE MOUNTED CURVED WITH A HOLELESS MOUNTING SYSTEM

\*BACK SIDE OF PLAQUE DOES HAVE HOLE FOR HANGING ON THE WALL

\*PLAQUES ARE SOLID-WOOD AND HAND-MADE

\*GRAIN PATTERNS MAY DIFFER FROM PHOTOS ABOVE AND FROM PIECE TO PIECE

\*SHADES OF WOOD COLOR MAY DIFFER FROM PHOTOS ABOVE AND FROM PIECE TO PIECE

\*SURFACE OF PLAQUE MAY HAVE SMALL IMPERFECTIONS

# PLAQUES & AWARDS

## SHIELD ON WALNUT MALTESE 9x9

- STANDARD SHIELD- \$87
- COMPLEX SHIELD- \$112
- LEAF SHIELD-\$137



## SHIELD ON WALNUT 9x9 MALTESE WITH BOTTOM TAG

- STANDARD SHIELD- \$99
- COMPLEX SHIELD- \$124
- LEAF SHIELD-\$149

# SHIELD STYLES

SHIELD SHAPES THAT CAN BE APPLIED TO THE ABOVE CONFIGURATIONS



\*ALL SHIELDS ARE MOUNTED CURVED WITH A HOLELESS MOUNTING SYSTEM

\*BACK SIDE OF PLAQUE DOES HAVE HOLE FOR HANGING ON THE WALL

\*PLAQUES ARE SOLID-WOOD AND HAND-MADE

\*GRAIN PATTERNS MAY DIFFER FROM PHOTOS ABOVE AND FROM PIECE TO PIECE

\*SHADES OF WOOD COLOR MAY DIFFER FROM PHOTOS ABOVE AND FROM PIECE TO PIECE

\*SURFACE OF PLAQUE MAY HAVE SMALL IMPERFECTIONS

# PLAQUES & AWARDS

12x12M



## HIGH EAGLE ON WALNUT

### MALTESE 12x12

STANDARD SHIELD- \$112

COMPLEX SHIELD- \$137

LEAF SHIELD-\$160

## HIGH EAGLE ON WALNUT MALTESE WITH TAG 12x12

STANDARD SHIELD- \$124

COMPLEX SHIELD- \$149

LEAF SHIELD-\$172



## LARGE CLASSIC ON WALNUT MALTESE 12x12

STANDARD SHIELD- \$112

COMPLEX SHIELD- \$137

LEAF SHIELD-\$160



\*ALL SHIELDS ARE MOUNTED CURVED WITH A HOLELESS MOUNTING SYSTEM

\*BACK SIDE OF PLAQUE DOES HAVE HOLE FOR HANGING ON THE WALL


\*PLAQUES ARE SOLID-WOOD AND HAND-MADE

\*GRAIN PATTERNS MAY DIFFER FROM PHOTOS ABOVE AND FROM PIECE TO PIECE

\*SHADES OF WOOD COLOR MAY DIFFER FROM PHOTOS ABOVE AND FROM PIECE TO PIECE

\*SURFACE OF PLAQUE MAY HAVE SMALL IMPERFECTIONS

# PLAQUES & AWARDS



## HIGH EAGLE ON WALNUT 9x12

STANDARD SHIELD- \$112

COMPLEX SHIELD- \$137

LEAF SHIELD-\$160


## HIGH EAGLE ON WALNUT

### WITH TAG 9x12

STANDARD SHIELD- \$124

COMPLEX SHIELD- \$149

LEAF SHIELD-\$172



\*BACK SIDE OF PLAQUE DOES HAVE HOLE FOR HANGING ON THE WALL

\*PLAQUES ARE SOLID-WOOD AND HAND-MADE

\*GRAIN PATTERNS MAY DIFFER FROM PHOTOS ABOVE AND FROM PIECE TO PIECE

\*SHADES OF WOOD COLOR MAY DIFFER FROM PHOTOS ABOVE AND FROM PIECE TO PIECE

\*SURFACE OF PLAQUE MAY HAVE SMALL IMPERFECTIONS



# PLAQUES & AWARDS <sup>TI4xI7</sup>





## LARGE TRADITIONAL ON WALNUT OR HICKORY I4xI7

STANDARD SHIELD- \$137

COMPLEX SHIELD- \$160

LEAF SHIELD-\$237




## LARGE TRADITIONAL ON WALNUT OR HICKORY I4xI7 WITH TAG

STANDARD SHIELD- \$139

COMPLEX SHIELD- \$164

LEAF SHIELD-\$252



\*SHIELDS ARE MOUNTED FLAT WITHOUT HOLES BEING DRILLED

\*BACK SIDE OF PLAQUE DOES HAVE HOLE FOR HANGING ON THE WALL

\*PLAQUES ARE SOLID-WOOD AND HAND-MADE

\*GRAIN PATTERNS MAY DIFFER FROM PHOTOS ABOVE AND FROM PIECE TO PIECE

\*SHADES OF WOOD COLOR MAY DIFFER FROM PHOTOS ABOVE AND FROM PIECE TO PIECE

\*SURFACE OF PLAQUE MAY HAVE SMALL IMPERFECTIONS




Fig. 2.



STOP BURNING UP LEATHER  
TAYLOR'S TINS  
START WEARING TAYLOR'S TINS

MAY 2023