



Viribright Lighting

PRODUCT CATALOG

2023 Version 1



ABOUT US

Viribright™ Lighting Inc. is a category leader and manufacturer of new, advanced-technology, cutting edge, energy efficient LED light bulbs & commercial fixtures.

Viribright's leading technology has enabled us to exceed industry standards by achieving high CRI and maximum efficiency in each of our brands, and designs.

The benefits of blending high CRI and enhanced efficiency, are delivered in our customer's superior light experience while maintaining maximum energy savings and efficiency.

Our brands Viribright, Virigrow, Virihome, and our specially designed ProPacks are available in multiple configurations and offer continued innovation and category-leading technology.

Our USA headquarters is located in Corona, California with a 168,000-sq. ft. warehouse located in nearby Ontario.



VIRIBRIGHT
Your Home. Your Projects. Our Light.

CONTENTS

LED Commercial Fixtures

Indoor

Panels	1
Troffers	2
Strip Lights	3-4
Vapor Lights	4
UFO High Bays	5-8
Linear High Bays	9-10
Exit & Emergency	11-12
Grow Fixtures	65-68

Outdoor

Wall Packs	14-18
Canopy Lights	19-20
Area Lights	21-22
Dusk to Dawn	23
Roadway Light	24
Flood Lights	25
Sport Lights	26
Post Top Light	27
Bollard	28

LED Home

Garage	29-30
UV Sanitizer	31
Downlights	32-34
Flush Mounts	35-36
Wall Sconce	37-38,40
Bath Vanity	39
Outdoor Decorative	41
Security	42
Desk & Floor Lamps	43-44

LED Light Bulbs

General Purpose	45-52
Decorative	56-58
Smart	53-55
Contractor Packs	48
Grow Bulbs	45,49
PL Replacement	63-64
Corn Bulbs	59
Tube Bulbs	60
Tubes	61-62
Tube Holders	62

Selectable Temperature & Tunable Wattage Panel

Selectable color and tunable wattage with continuous dimming. The compact sleek profile produces uniform and glare free lumen output.



2' x 4' - Back-lit Flat Panel with Selectable CCT and Wattage

3CCT Selectable • 3 Wattage Selector • 120V-277V • CRI>80

Item Style	Watt	Temperature	Lumens	DLC Product ID
519305	30W/40W/50W	3500K/4000K/5000K	5,850 lumens @ 5000K	--



2' x 2' - Back-lit Flat Panel with Selectable CCT and Wattage

3CCT Selectable • 3 Wattage Selector • 120V-277V • CRI>80

Item Style	Watt	Temperature	Lumens	DLC Product ID
519304	25W/30W/40W	3500K/4000K/5000K	4,560 lumens @ 5000K	--



1' x 4' - Back-lit Flat Panel with Selectable CCT and Wattage

3CCT Selectable • 3 Wattage Selector • 120V-277V • CRI>80

Item Style	Watt	Temperature	Lumens	DLC Product ID
519306	25W/30W/40W	3500K/4000K/5000K	4,560 lumens @ 5000K	POO23ZR8

Selectable Temperature & Tunable Wattage Troffer

Field selectable color and tunable wattage eliminates the need to stock multiple skus!



2' x 4' - Troffer with Selectable CCT and Wattage

3CCT Selectable • 3 Wattage Selector • 120V-277V • CRI>80

Item Style	Watt	Temperature	Lumens	DLC Product ID
518912	34W/38W/45W	3500K/4000K/5000K	up to 6,300 lumens	L8SHR5F5LNK



2' x 2' - Troffer with Selectable CCT and Wattage

3CCT Selectable • 3 Wattage Selector • 100V-277V • CRI>80

Item Style	Watt	Temperature	Lumens	DLC Product ID
518911	25W/30W/35W	3500K/4000K/5000K	up to 5,000 lumens	PLY628XOWAJH

518911



518912



****SPECIAL ORDER TROFFER TRIMS AND EMERGENCY BACK UP BATTERIES AVAILABLE!**

Linear Light Strip

The linear fixture series provides aesthetic and performance choices, integrated control options and innovative mounting accessories ideal for commercial, retail, manufacturing, warehouse, and display applications. When paired with occupancy sensors such as dimming and intuitive controls, you save energy and extend the life of the fixtures.

Housing

Rugged cold-rolled steel plate with powder coat finish

Certified high performance and reliable LEDs

Electrical

Universal 120-277 VAC or 347-480 VAC input voltage
Standard with 1-10V dimming

Mounting

Surface or chain mounting

UL listing

Damp location



4' (23W & 35W & 45W & 70W)

Dimensions: 24 x 3.80 x 2.88in.



8' (46W & 65W) Dimensions: 48 x 3.8 x 2.88in.



Item Style	Size	CCT	Power	Light Output	Efficacy
300135	4'	4000K	23W	3,050 lm	133 lm/W
300136	4'	5000K	23W	3,050 lm	133 lm/W
300140	4'	4000K	35W	4,700 lm	134 lm/W
300141	4'	5000K	35W	4,700 lm	134 lm/W
300144	4'	4000K	45W	6,050 lm	134 lm/W
300145	4'	5000K	45W	6,050 lm	134 lm/W
300151	4'	4000K	70W	9,400 lm	134 lm/W
300146	8'	4000K	46W	6,100 lm	134 lm/W
300147	8'	5000K	46W	6,100 lm	134 lm/W
300149	8'	4000K	65W	8,750 lm	135 lm/W
300150	8'	5000K	65W	8,750 lm	135 lm/W

Accessories



319066

Sensor - Screw on, 120V-277V



319067

Emergency Battery Backup

Selectable Temperature & Tunable Wattage Linear Fixture


Slim lightweight and energy efficient luminaire that is equipped with 0-10V dimming capability and field adjustable CCT and wattage selectors. Fixture includes surface mounting kit excellent for utility applications such as parking garage, warehouse, hallway, storage facility, or stairwell.



Linear Strip Luminaire with CCT Selectable and Wattage Selector

UL Listed • 120V-277V • IP44 • 0-10V dimming driver • CRI>80

Item Style	Length	Watt	Temperature	Lumens	DLC Product ID
518977	4'	25W/30W/40W	3500K/4000K/5000K	5,280	PHLATIVZ
518978	8'	55W/60W/65W	4000K/5000K	7,940	PLTT40DDH2T3



518979

Wire guard for 4-ft 518977

LED Vapor Tight

Designed with a gasketed enclosure to protect against dust, humidity, and liquid spray. Suitable for damp and wet locations. Easy installation for both surface and suspended mounting.

Vaportight Luminaire

UL Listed • 120V-277V • Wet Location • 0-10V dimming driver • CRI>80 • 4000K/5000K

Available in
4' & 8'



IP65

Item Style	Length	Watt	Temperature	Lumens	DLC Product ID
519677	4'	45W	4000K	5,895	PLZ5EQ368U
519678	4'	45W	5000K	5,895	PLDH3XJKDV
519679	8'	75W	4000K	9,825	PLZ5EQ368UO
519680	8'	75W	5000K	9,825	PLHXJKDVR

****SPECIAL ORDER STRIP & VAPOR LIGHT EMERGENCY BACK UPS AVAILABLE!**

Economy UFO High Bay

An economical alternative with light efficiency up to 136 lm/ W. Fixture features die cast aluminum housing with a black polyester powder coated finish and aluminum fins.

Housing

Durable, die-cast aluminum housing with heat dissipating fins

Black polyester powder-coat finish

Electrical

Universal 120-277 VAC or 347-480 VAC input voltage

Standard with 1-10V dimming

Mounting

Conduit pendant, hook or surface mounting

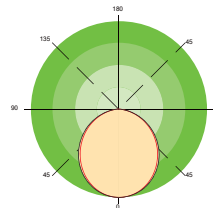
UL listing

Wet location



67W & 97W

Dimensions:13.03 x 7.9in.



180W & 215W

Dimensions:13.1 x 7.2in.

Accessories



319062

PIR Motion Sensor, 120-277V

USE: Sensor can be pre-installed in factory or field



319063

Emergency Battery Backup

NO.EB-8W/90min-1

USE: 900lm

90min.

Only suitable for 45W,60W,90W



211011

Microwave Sensor w/remote

120-277VAC Dim 0-10V IP65

Item Style	CCT	Power	Light Output	Efficacy
300153	4000K	67W	9,100 lm	136 lm/W
300154	5000K	67W	9,100 lm	136 lm/W
300155	4000K	97W	12,300 lm	127 lm/W
300156	5000K	97W	12,300 lm	127 lm/W
300159	4000K	180W	24,500 lm	136 lm/W
300160	5000K	180W	24,500 lm	136 lm/W
300161	5000K	215W	29,000 lm	135 lm/W

UFO High Bay

A robust design featuring a die cast aircraft grade aluminum housing and anti-UV polyester coating.

Housing

Heavy duty die-cast aircraft aluminum housing with anti-UV polyester coating and acrylic clear reflector. Black polyester powder-coat finish resists water, salt, corrosion.

Standard with 1-10V dimming

Mounting


Includes hook mount, securing screws, 6.5' cords.
Threading available for pendant mount.

UL listing

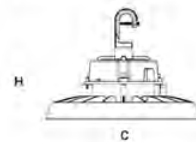
Wet location and dust tight

Ambient Temperature

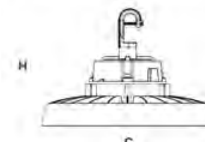
Ambient operating temperature -40° F to 113° F



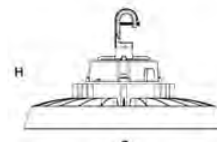
100W Models
ø 10.24" C x 6.88" H (With Mount)



150W Models
ø 11.02" C x 7.21" H (With Mount)



200W and 240W Models
ø 13.31" C x 7.57" H (With Mount)



Item Style	CCT	Power	Light Output	Efficacy
900001	5000K	100W	15,000 lm	150 lm/W
900002	5000K	150W	22,500lm	150 lm/W
900003	5000K	200W	30,000lm	150 lm/W
900004	5000K	240W	36,000lm	150 lm/W

****4000K ALSO AVAILABLE!**

Accessories



900005
Photocell Sensor

Translucent Black Cap With Round Chipset



211011
Microwave Sensor w/remote
120-277VAC Dim 0-10V IP65

UFO High Bay with Selectable Temperature and Tunable Wattage



TECHNICAL SPECIFICATION

CCT	4000K/5000K
CRI	80+
DIMMABLE	0-10V dimming
BEAM ANGLE	90°
VOLTAGE	120V - 277V
POWER FREQUENCY	50/60 Hz
IP RATING	IP65 Rated
WARRANTY	5 year limited

Our LED Round High Bay fixture is efficient, durable and designed to withstand harsh conditions. UFO is wattage and color selectable, and can be programmed with a CCT of 4000K or 5000K!

Item Style (Black)	Item Style (White)	Temperature	Lumens	Watt	DLC Product ID
519707	519712	4000K/5000K	22,607	100W/120W/150W*	PL6SQDV6XJBI
519708	519713	4000K/5000K	34,301	180W/200W/240W*	PLID1C9NISX5

**Based on highest wattage setting @ 4000K. Actual lumens may vary.*

Selectable Temperature & Tuneable Wattage UFO High Bay Accessories

Accessories for 519707, 519708, 519712, 519713



519039
Emergency LED
Driver For
Round High Bay



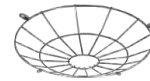
519717
Universal
Motion Sensor



519716
Remote Control



519714
Small aluminum Reflector



519715
Small Wire guard



Linear High Bay

With 2ft housing and long-life LEDs, our high bay fixtures were designed to replace up to 400W MH or fluorescent linear tubes and can be mounted as high as 40 feet, making them ideal for use in warehouses and industrial applications. The 180 watts and 205 watts LED light engine provide nominal efficacies of 132 lm/w for applying to new lighting layout or more energy-efficient renovation.

Housing

Rugged cold-rolled steel plate corrosion-resistant housing

White coat finish

Electrical

Universal 120-277 VAC or 347-480 VAC input voltage
Standard with 1-10V dimming

Mounting

Pendant or surface mount.

UL listing


Damp location

Ambient Temperature

Ambient operating temperature -40° C to 55 ° C



LENS OPTIONS



Clear Diffuser (High efficacy)



Prismatic Diffuser (Low glare)



Frosted Diffuser (Soft light)



2' x 4' shown for reference

90W & 130W

Dimensions:
23.62×9.84×1.77in.



180W & 205W

Dimensions:
23.62×15.75×1.77in.



130W & 180W

Dimensions:
47.55×14.4×2.88 in.



270W & 300W & 370W

Dimensions:
47.55×24×2.87in.



Item Style	Size	CCT	Power	Light Output	Efficacy
300117	1' x 4'	5000K	130W	18,500 lm	142 lm/W
300124	1' x 4'	4000K	180W	25,200 lm	140 lm/W
300125	1' x 4'	5000K	180W	25,200 lm	140 lm/W
300109	2' x 2'	5000K	130W	18,500 lm	142 lm/W
300122	2' x 2'	5000K	180W	24,000 lm	133 lm/W
300128	2' x 2'	5000K	210W	29,000 lm	138 lm/W
300130	2' x 4'	4000K	270W	36,000 lm	133 lm/W
300129	2' x 4'	5000K	270W	36,000 lm	133 lm/W
300132	2' x 4'	4000K	300W	40,000 lm	133 lm/W
300133	2' x 4'	5000K	300W	40,000 lm	133 lm/W

Accessories



319062

PIR Motion Sensor, 120-277V
USE: Sensor can be pre-installed
in factory or field installed




319063

Emergency Battery Backup
USE: 900lm 90min.

Selectable Temperature Linear High Bay

Selectable 2CCT (4000K/5000K) perfect for high ceiling commercial application. Easy in field installation of optional motion sensor or wire guard.



Linear High Bay Luminaire with CCT Selectable

UL Listed • 120V-277V • IP44 • 0-10V dimming driver • CRI>80

Item Style	Length	Watt	Temperature	Lumens	DLC Product ID
519012	2'	155W	4000K/5000K	20,925	S-EMZU6J
519013	4'	170W	4000K/5000K	22,950	S-FAD4Z7
519014	4'	210W	4000K/5000K	28,350	S-ODAZIC
519015	4'	300W	4000K/5000K	40,500	S-TURHP3

Accessories for CCT Selectable 519012-519015

	519721	Dimmable PIR Motion Sensor <i>Installation included</i>
---	--------	--

WIRE GUARD OPTIONS:

Item Style	Length
519719	2'
519720	4'

Exit Sign w/Emergency Light

Rechargeable LED security light charges 24 hours and provides 90 minutes of continuous light.

Housing

White injection molded thermoplastic ABS housing

UL listing

Wet location and dust tight

Rechargeable with 90 minute charge

Ambient Temperature

Ambient operating temperature -40° F to 113° F



Item Style	Item	Power	Voltage	Battery Backup?
200004	LED Exit Sign	4W	120/277v	Yes
200005	LED Exit Sign w/ Security Lights	3W	120/277v	Yes

Emergency Light

Rechargeable LED security light charges 24 hours and provides 90 minutes of continuous light.

Housing

White injection molded thermoplastic ABS housing

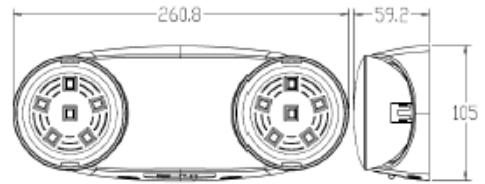
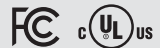
UL listing

Wet location and dust tight

Rechargeable with 90 minute charge


Ambient Temperature

Ambient operating temperature -40° F to 113° F



Item Style	Dimensions	Power	Voltage	Battery Backup?
200006	10.27" W x 4.13" H x 2.33" D	2.4W	120/277v	Yes

Outdoor



Selectable Temperature Mini-Wall Pack

Selectable 3CCT color temperature (3000K/4000K/5000K) perfect for all applications. Photocell included and installed for your convenience.



Selectable Color Temperature Mini-Wall Pack

UL Listed • 100V-277V • IP65 • CRI>80 • Photocell pre-installed

Item Style	Watt	Temperature	Lumens	DLC Product ID
518625	20W	3000K/4000K/5000K	3,000*	PL31A99KX4XF
518626	30W	3000K/4000K/5000K	4,500*	PL8SDTO4ZZ44

*Based on setting @ 4000K. Actual lumens may vary.

Tunable Wattage Wall Pack

LED tunable wattage in 5000k temperature. Option photocells available.



Tunable Wattage Wall Pack

ETL Listed • 100V-277V • IP65 • 0-10V dimming driver • CRI>84

Item Style	Watt	Temperature	Lumens	DLC Product ID
518623	45W/60W/75W	5000K	6,250	PL71CTAVUQ70
518624	80W/100W/120W	5000K	9,370	PL3VOH059YTL



518887
Photocell (100V-277V)
Installed



518886
Adjustable Photocell
(100V-277V) Installed

Mini Wall Pack

The LED wall mount luminaire provides a flush-mounted, architectural design with high performing energy efficient illumination resulting in up to 88 percent energy savings. Mini Wall Pack replaces up to 120W incandescent, making it ideal for pathway, building entrances and perimeter lighting. 300107 & 300108 mini wall packs are non-dimmable.

Housing

Rugged die-cast aluminum, corrosion-resistant housing

Dark bronze polyester powder-coat finish

Electrical

Universal 120-277 VAC input voltage

Mounting

Junction box or wall mount



Clear Lens



Dimensions: 8.37 x 5.47x 3.46in.

Item Style	CCT	Power	Light Output	Efficacy	Lens
300107	5000K	17W	1,700 Lm	115 lm/W	Clear Lens
300108	5000K	25W	2,600 lm	104 lm/W	Clear Lens

Wall Pack

The die-cast door frame is fully gasketed with a one-piece solid silicone gasket to keep out moisture and dust, providing an IP65 rating for the luminaire. Well-crafted reflector optics allow the light engine to be recessed within the luminaire, providing visual comfort, superior distribution, uniformity, and spacing in wall-mount applications. 0 to +90° tilt adjustments.

Housing

Rugged die-cast aluminum, corrosion-resistant housing

Dark bronze polyester powder-coat finish

Electrical

Universal 120-277 VAC input voltage

1-10V dimming optional

Mounting

Junction box or wall mount



Small size 27W & 40W

Dimensions: 7.29 x 9.13 x 4.2in.



Medium size 67W & 80W

Dimensions: 10.06 x 11.02 x 5.09in.



Head tilts 0 to 90° degree



Item Style	CCT	Power	Light Output	Efficacy	Replaces
300098	4000K	27W	3,600lm	133 lm/W	100W MH
300097	5000K	27W	3,600lm	133 lm/W	100W MH
300101	4000K	40W	5,200lm	130 lm/W	175W MH
300100	5000K	40W	5,200lm	130 lm/W	175W MH
300103	4000K	67W	8,800 lm	131 lm/W	250W MH
300102	5000K	67W	8,800 lm	131 lm/W	250W MH
300105	4000K	80W	10,500 lm	131 lm/W	320W MH
300104	5000K	80W	10,500 lm	131 lm/W	320W MH

Accessories



300106

Photocell - Button, 120-277V

Full Cutoff Wall Pack

The full cutoff LED wall pack provides a durable and efficient exterior light source for any application requiring maximum performance and minimum maintenance. The rugged, die-cast aluminum housing makes the Wall Pack virtually impenetrable to contaminants. Our building mounted outdoor lighting products are perfect for p outdoor spaces requiring additional safety and security.

Housing

Dark bronze polyester powder-coat finish

Electrical

Universal 120-277/347-480 VAC input voltage

Mounting

Junction box or wall mount


UL listing

Wet location



Medium Size 27W & 45W & 70W

Dimensions: 14.21 x 9.25 x 7.99 in.



Large Size 90W & 135W

Dimensions: 18.098 x 9.02 x 9.75 in.



Item Style	CCT	Power	Light Output	Efficacy	Replaces
300069	4000K	27W	3,950 lm	146 lm/W	100W MH
300068	5000K	27W	3,950 lm	146 lm/W	100W MH
300070	5000K	45W	6,450 lm	143 lm/W	175W MH
300072	4000K	70W	9,900 lm	141 lm/W	250W MH
300071	5000K	70W	9,900 lm	141 lm/W	250W MH
300074	4000K	90W	12,200 lm	136 lm/W	320W MH
300073	5000K	90W	12,200 lm	136 lm/W	320W MH
300076	4000K	135W	18,000 lm	133 lm/W	400W MH
300077	5000K	135W	18,000 lm	133 lm/W	400W MH

Wall Pack

As versatile as it is efficient, our wallpacks are designed to replace up to 400W metal halide while saving up to 87% in energy costs. This brand new series provides enhanced end-user experiences and unmatched energy savings. The long life LEDs and driver make this fixture nearly maintenance-free.

Housing

Rugged die-cast aluminum, corrosion-resistant housing

Dark bronze polyester powder-coat finish

Electrical

Universal 120-277/347-480 VAC input voltage

1-10V dimming optional

Mounting

Junction box or wall mount

UL listing

Wet location



Wall Pack 27W & 45W & 62W & 90W & 115W

Dimensions: 11.95 x 7.7 x 6.23in.



Item Style	CCT	Power	Light Output	Efficacy	Replaces	Dimmable
300078	5000K	27W	3,450 lm	128 lm/W	100W MH	Yes
300079	5000K	27W	3,450 lm	128 lm/W	100W MH	No
300080	5000K	45W	5,600 lm	124 lm/W	175W MH	Yes
300081	5000K	45W	5,600 lm	124 lm/W	175W MH	No
300082	5000K	62W	7,800 lm	126 lm/W	250W MH	Yes
300083	5000K	90W	11,000 lm	122 lm/W	320W MH	Yes
300084	5000K	115W	14,500 lm	126 lm/W	400W MH	Yes

Canopy Light

60W LED ceiling light delivers 8,000 lumens for an energy-efficient replacement of 250W MH canopy lights. Traditional style does not detract from current building aesthetics. The economical MCP05 provides years of maintenance-free general illumination for outdoor applications. Ideal for entrances, parking garage, covered walkways and loading docks.

Housing

Durable, die-cast aluminum housing with heat dissipating fins

White, dark bronze or black polyester powder-coat finish

Electrical

Universal 120-277VAC or 347-480VAC input voltage

10V dimming optional

Mounting

Pendant or surface mount.

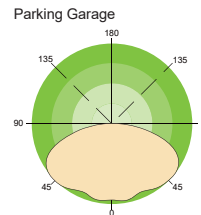
UL listing

Wet location



27W & 40W & 60W

Dimensions: 9.52x9.52x3.19in.



Item Style	CCT	Power	Light Output	Efficacy	Replaces
300162	4000K	27W	3,800 lm	141 lm/W	100W MH
300043	5000K	27W	3,800 lm	141 lm/W	100W MH
300163	4000K	40W	5,450 lm	136 lm/W	175W MH
300044	5000K	40W	5,450 lm	136 lm/W	175W MH
300164	4000K	60W	8,000 lm	133 lm/W	250W MH
300045	5000K	60W	8,000 lm	133 lm/W	250W MH

Accessories



319064

Sensor - Screw on, 120V-277V

Selectable Temperature Canopy Light

Selectable 3CCT color temperature (3000k/4000k/5000k) perfect for all applications. Optional motion sensor available.



*Based on setting @ 3000K. Actual lumens may vary.

Selectable Color Temperature Canopy Lights

UL Listed • 100V-277V • IP65 • CRI>80

Item Style	Watt	Temperature	Lumens	DLC Product ID
519003	40W	3000K/4000K/5000K	5,333*	PLHDS4M8IW2M
519004	75W	3000K/4000K/5000K	10,102*	PL3LX6HN2U99



519005

Dimmable PIR Motion Sensor (*Installation included*)



Area Lights

A compact, efficient, economical approach to LED area lighting and provides functional, low-profile design with excellent operating performance. This series feature the latest LED technology, thermal management and controls, while providing excellent lighting and uniformity for large area/site applications. Multiple arm designs and mounting options are available.

Housing

Durable, die-cast aluminum housing with heat dissipating fins
Dark bronze polyester powder-coat finish

Electrical

Universal 120-277 VAC or 347-480 VAC input voltage
Standard with 1-10V dimming

Mounting

Round pole, Square pole, Slipfitter and Wall mount

UL listing

Wet location



Small Size **100W** Dimensions:
19.6x8.46x6.99in.



Medium Size **150W & 200W**
Dimensions: 21.12x12.25x6.99in.



Large Size **250W & 300W**
Dimensions: 30.25x12.25x6.99in.



Accessories



319050
PIR Motion Sensor, 120-277V
USE: Sensor can be pre-installed
in factory or field installed



319051
Photocell - 120V-277V
347V/480V
USE: Photocell is field installed

Item Style	CCT	Power	Light Output	Efficacy	Replaces	Voltage
319041	5000K	100W	13,800 lm	138 lm/W	320W MH	120-277V
319042	5000K	150W	20,800 lm	138 lm/W	400W MH	120-277V
319043	5000K	200W	26,000 lm	130 lm/W	400W MH	120-277V
319044	5000K	250W	34,500 lm	138 lm/W	1000W MH	120-277V
319045	5000K	300W	41,000 lm	136 lm/W	1000W MH	120-277V
319046	5000K	150W	21,300 lm	142 lm/W	400W MH	277-480V
319047	5000K	200W	26,000 lm	130 lm/W	400W MH	277-480V
319048	5000K	250W	34,500 lm	138 lm/W	1000W MH	277-480V
319049	5000K	300W	42,000 lm	140 lm/W	1000W MH	277-480V

Housing
Features a compact, one-piece die cast housing, saving costs versus models that are extruded or cast and require additional parts. The heat sink is included in the actual casting further minimizing the need for additional parts.

Photocontrol Optional twist-lock photocontrol allows for further energy saving.

Standard Arm Mount The design features an integral arm, increasing strength and simplifying installation.

PHOTOMETRY
Optional Type III and Type IV and Type V Photometry as per applications.

PIR Sensor
Optional PIR sensor allows for security and energy saving

MOUNTING INSTALLATION KIT

	<p>319053 Slipfitter Installation kit Item Style: Finish: Dark Bronze USE: For pole mounting. Aluminum mast arm adapter secures fixture head to nominal 2"(2-3/8" O.D. pipe size) horizontal steel tenon arm. Furnished with two 1/2" hex head stainless-steel screw.</p>		<p>319055 Wall Mount Installation kit Item Style : Finish: Dark Bronze USE: Wall Mount is easy to install for direct wall mounting with 1/2" conduit wiring or standard J-box mounting, and with K/O to install Photocell or sensor. Furnished with two 5/16" hex head stainless-steel bolts.</p>
	<p>319054 Square Poles Installation kit Item Style: Finish: Dark Bronze USE: Standard versatile mounting arm for Viribright Area Light application, with K/O to install Photocell or sensor. Furnished with two 5/16" hex head stainless-steel bolts and two 1/2" hex head stainless-steel screw. Suitable for 4" & 5" square pole.</p>		<p>319056 Yoke Installation kit Item Style: Finish: Dark Bronze USE: The yoke mount attaches an Viribright floodlight (70W/105W/150W/ 200W) to almost any surface: wall, roof, or wood pole. It can be used with our 2-3 / 8 "O.D. Tenon mounting bracket (SP-TR-D) to install.</p>
	<p>Round Poles Installation kit Finish: Dark Bronze USE: Standard versatile mounting arm for Viribright Area Light application, with K/O to install Photocell or sensor. Furnished with two 5/16" hex head stainless-steel bolts and two 1/2" hex head stainless-steel screw. Suitable for 4" & 5" round Poles.</p>		<p>319057 Pole Bracket Accessories -Angle-Adjustment Adapter NO. Item Style: Finish: Dark Bronze USE: Durable brackets are engineered to provide versatile mounting options. These arms are made from rugged die-cast aluminum. They allow optimal positioning of the light fixture to maximize the lighting effectiveness vertically and horizontally.</p>

Dusk To Dawn Light

The energy savings, long life and easy-to-install design of the MDD05 series make it the smart choice for building-and post-mounted doorway, pathway, barn and yard illumination for nearly any facility.

Housing

Rugged die-cast aluminum, corrosion-resistant housing
Dark bronze/Silver Gray polyester powder-coat finish

Electrical

Universal 120-277 VAC input voltage

Mounting

Pole mount or wall mount

UL listing

Wet location



45W & 65W & 90W

Dimensions: 14.2 x 7.6in.



Item Style	CCT	Power	Light Output	Efficacy	Replaces
300040	5000K	45W	6,200 lm	138 lm/W	100W MH
300041	5000K	65W	8,800 lm	135 lm/W	175W MH
300042	5000K	90W	12,200 lm	136 lm/W	250W MH

Accessories



319065

Mounting arm kit

USE: For pole mounting

Roadway Light

Uncompromising optical performance and outstanding versatility for a wide variety of area and roadway and area applications. Our customer focused design features single latch tool-less entry, industry leading surge protection and superior lumen performance.

Housing

Rugged die-cast aluminum, corrosion-resistant
Silver Gray polyester powder-coat finish

Electrical

Universal 120-277 or 347-480 VAC input voltage
Standard with 1-10V dimming

Mounting

Pole mount

UL listing

Wet location



Roadway 70W & 100W & 150W

Dimensions: 23.84 x 4.52 x 10.43in.



Pre-listed by Texas DOT

Item Style	CCT	Power	Light Output	Efficacy	Replaces
300024	5000K	70W	9,400 lm	134 lm/W	250W MH
300025	5000K	100W	13,800 lm	138 lm/W	320W MH
300026	5000K	150W	20,000 lm	133 lm/W	400W MH

Accessories



319051
Photocell
No. PC-JL-120-277V

Flood Lights

This flood light luminaire is a high performance LED lighting solution designed with optical versatility and a slim, low profile design. Its rugged cast aluminum housing minimizes wind load requirements and features an integral, watertight LED driver compartment and high performance aluminum heat sinks. Markets include parking lots, walkways, campuses, car dealerships, office complexes, and internal roadways

Housing

Rugged die-cast aluminum, corrosion-resistant housing
Dark bronze polyester powder-coat finish

Electrical

Universal 120-277 VAC or 347-480 VAC input voltage 1-10V dimming optional

Mounting

Knuckle mount, Slipfitter mount, Yoke mount, Trunnion mount

UL listing

Wet location



70W & 100W

Dimensions:
11.06 x 14.21 x 4.9in.

45W & 60W

Dimensions:
8.47 x 6.56 x 3.12in.



135W & 200W

Dimensions: 14.53 x 16.73 x 4.37in.



250W & 350W

Dimensions: 19.27 x 16.64 x 5.23in.

Accessories



319058
Photocell - Button,
120-277V U

Item Style	CCT	Power	Light Output	Efficacy	Replaces
300059	5000K	45W	5,650 lm	126 lm/W	175W MH
300060	5000K	60W	7,450 lm	124 lm/W	250W MH
300061	5000K	70W	8,900 lm	127 lm/W	250W MH
300062	5000K	100W	13,300 lm	133 lm/W	320W MH
300062	5000K	135W	18,000 lm	133 lm/W	320W MH
300063	5000K	200W	26,200 lm	131 lm/W	400W MH
300064	5000K	250W	34,500 lm	138 lm/W	750W MH
300066	5000K	350W	50,000 lm	143 lm/W	1000W MH

Sport Lights

Designed for High School, Collegiate, Recreational and Professional indoor and outdoor sports venues and outdoor stadium lighting. Heavy-Duty, lightweight and durable Die-Cast design for high wear resistance withstands harsh, extreme outdoor conditions. The highly efficient and professional LED sport light, with different NEMA distributions, deliver more foot-candles of illumination to exactly where you need.

Housing

Durable, die-cast aluminum housing with heat dissipating fins
Black polyester powder-coat finish

Electrical

Universal 120-277V/277V-480V VAC input voltage

0-10V dimming optional

Mounting

Trunnion

UL listing

Wet location



Small Size



505W

Dimensions: 20.6 x 16.3 x 20.2in.

Large Size



500W & 650W & 850W

Dimensions: 23.8 x 18.5 x 21.63in.

SMALL SIZE

Item Style	CCT	Power	Light Output	Efficacy
300028	5000K	505W	70,000 lm	139 lm/W

LARGE SIZE

Item Style	CCT	Power	Light Output	Efficacy
300031	5000K	650W	91,000 lm	140 lm/W
300032	5000K	850W	118,000 lm	139 lm/W

Accessories



319059 Mounting Set-Trunnion Mount to Slipfitter
Uses for bigger size Sports Lights, an additional plate is needed for smaller size.



319060 Mounting Bracket
Use with 319059 and 319061 for small size



319061 Mounting Plate
Use with 319059 and 319060 for small size

Post Top Light

The post top provides a unique, scalable lighting solution targeted for 15' to 30' mounting heights. Its design brings proportion to parking lots, drive lanes, entrances, building perimeters and pathways. The excellent optical design that deliver the smooth light with a very good uniformity. The structure is clean and more popular, promotes harmony between the outdoor lighting and architecture.

Housing

Heavy duty aluminum alloy with black powder coat finish
Corrosion and rust proof

Lens

Glass

Electrical

Universal 120-277 VAC
50,000 hour rating

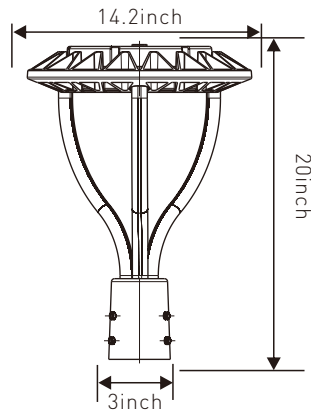
Mounting

3" pole

UL listing

Ambient Temperature

Ambient operating temperature -5° F to 104° F



LED Post Top Light

Dimensions: 20"H x 3"W x 14.2"D

Item Style	CCT	Power	Light Output	Efficacy	Replaces
200022	5000K	60W	7,800 lm	130 lm/W	100W MH

Bollards

The Viribright LED Bollard is a stylish, energysaving, long-life solution designed to perform the way a bollard should—with good glare light. An optical leapforward, this full cut-off luminaire will meet the most stringent of lighting codes. Its rugged construction, durable finish and long-lasting LEDs will provide years of maintenance-free service. It's ideal 3.5' height is perfect for illuminating building entryways, walking paths and pedestrian plazas.

Housing

Dark bronze polyester powder-coat finish

LEDs

360 degree light @80CRI

50,000 hours

Electrical

Universal 120-277 VAC input
voltage

Standard with 1-10V dimming

UL listing

Wet location



LED Aluminum Bollard

Dimensions: 42"H x 9.28"W x 9.28"D

Item Style	Height	CCT	Power	Light Output	Efficacy	Replaces
200021	3.5 ft	5000K	26W	2,290 lm	115 lm/W	100W MH

Garage Shop Light

100W Equivalent LED Shop light is perfect for illuminating any work area. This 4' fixture is ideal for office or shop is linkable and includes chain and clips for flush or hanging mounts. Pull chain on-off is also included.

Housing

Aluminum housing

Electrical

Universal 120V

50,000 hours

Mounting

Hanging or flush mount

UL listing

Damp location

Recommended Use

Garage, school, shop, or large indoor work areas



LED Shop Light

Dimensions: 1.93"H x 43.07"W

Item Style	CCT	Power	Light Output	Efficacy
800001	5000K	100W	13,000	140lm/W

Portable Work Lights

80W Equivalent LED Portable Work Lights can provide ample light for any work area. A covered power cord buckle included as well as internal surge protection and a 10' cord. Portable lights are linkable up to 7 units.

Housing

Stainless steel cover

Electrical

Universal 120V 5000 hours

Mounting

Hanging or floor mount (both portable)

UL listing

Damp location

Recommended

Indoor or outdoor work areas



Portable Light Specs

Dimensions: 12"H x 6.14"W

Item Style	CCT	Power	Light Output	Efficacy	Color
800003	5000K	80W	10,000	125lm/W	Yellow
800002	5000K	80W	10,000	125lm/W	Grey

Intelligent UV Sterilizer

UV sterilizer household disinfection lamp with remote. Germicidal portable lamp kills a wide variety of bacteria and 99% effective against COVID virus. Includes remote control timer with sensor to shut off when people or pets enter room. Effective in room up to 430 square feet.

Housing

Black housing

Electrical

Universal 110VAC

Mounting

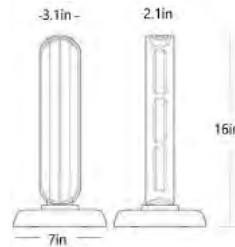
Portable

UL listing

Dry location **Recommended**

Use

Residential



LED UV Sterilizer

Dimensions: 16"H x 2"W x 7"D

Item Style	Power	Wavelength	Remote
200003	38W	253.7 nm	Included

Universal Retrofit Down Light Replacement

Viribright 6pk of 14W-75W equivalent 6" flush mount LED Universal Downlight Discs are powered by ViriTrue White technology offering 90+ CRI while maintaining a high lumen per watt output. Includes medium base adaptor plug.

Housing

White ABS plastic with frosted lens.

Electrical

100-285V

Medium base E26 retrofit plug included

UL listing

Dry location recommended

Fits 5" & 6" cans as well as 4" J-boxes



LED Universal Disc Light

Dimensions: 2.4H x 7.36"W

Item Style	CCT	Power	Light Output	Efficacy
756147-6	2700K	14W	1,000	71 lm/W
756148-6	4000K	14W	1,000	71 lm/W
756149-6	6500K	14W	1,000	71 lm/W

Selectable Temperature & Tuneable Wattage Downlights

LED Retrofit 5CCT Selectable and 3 Wattage Tuneable Downlights

LED Retrofit Recessed Downlight with CCT Selectable and Wattage Selector

Energy Star • ETL Listed • Title 24 Compliant • 120V • Dimmable • CRI>90



BAFFLE FINISH

TUNABLE ▶ WATTAGE
5CCT SELECTABLE
27K 30K 35K 40K 50K
3W SELECTOR



SMOOTH REFLECTOR FINISH

TUNABLE ▶ WATTAGE
5CCT SELECTABLE
27K 30K 35K 40K 50K
3W SELECTOR



519623

Watt	Temperature	Lumens
8W/10W/12W	2700K/3000K/3500K/4000K/5000K	550/700/850

519624

Watt	Temperature	Lumens
12W/15W/18W	2700K/3000K/3500K/4000K/5000K	00/1000/1150

519625

Watt	Temperature	Lumens
8W/10W/12W	2700K/3000K/3500K/4000K/5000K	550/700/850

519626

Watt	Temperature	Lumens
12W/15W/18W	2700K/3000K/3500K/4000K/5000K	00/1000/1150



****SPECIAL ORDER 4" & 6" BLACK, BRONZE, AND BRUSHED NICKEL TRIM OPTIONS AVAILABLE!**

Selectable Temperature Surface Mount Downlights

LED surface mounts are an attractive yet functional alternative to disc lights and common flush mounts. Optional trims complete the look!



5" 10 Watt Selectable Temperature Downlight

5" Round LED Surface Mount Downlight • Energy Star • ETL Listed • Title 24 Compliant

**(Based on Energy Star Test)*

Item Style	Watt	Temperature	Lumens
519635	10W	2700K/3000K/3500K/4000K/5000K	680* lm



7" 15 Watt Selectable Temperature Downlight

7" Round LED Surface Mount Downlight • Energy Star • ETL Listed • Title 24 Compliant

**(Based on Energy Star Test)*

Item Style	Watt	Temperature	Lumens
519636	15W	2700K/3000K/3500K/4000K/5000K	1095* lm



9" 18 Watt Selectable Temperature Downlight

9" Round LED Surface Mount Downlight • Energy Star • ETL Listed • Title 24 Compliant

**(Based on Energy Star Test)*

Item Style	Watt	Temperature	Lumens
519637	18W	2700K/3000K/3500K/4000K/5000K	1398* lm

Available Round Trim Ring Options (Sold separately):

BK (BLACK)	Item Style	Size	BZ (BRONZE)	Item Style	Size	BN (BRUSH NICKEL)	Item Style	Size
	519635-BK-5	5"		519635-BZ-5	5"		519635-BN-5	5"
	519636-BK-7	7"		519636-BZ-7	7"		519636-BN-7	7"
519637-BK-9	9"	519637-BZ-9	9"	519637-BN-9	9"			

Flush Mounts

Combining contemporary with classic style, this decorative ceiling light features clean, Brushed Nickel housing and an acid-etched ribbed glass bowl. Only 24 Watts and dimmable, this LED ceiling light guarantees a long lifespan and unbeatable illumination in Warm White (2700K).

Dimensions: 13" x 13" x 5"

Input Power: 24W (Replaces 120W standard fixture)

CCT: 2700K

Lumens: 2,200

Voltage: 120V

Finish options: Brushed Nickel or Matte White

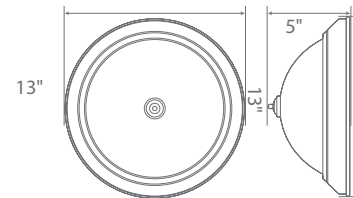


Brushed Nickel



Matte White

Product Dimensions



Item Style	CCT	Power	Light Output	Efficacy	Replaces	Finish
450013	2700K	24W	2,200 lm	91 lm/W	120W	Brushed Nickel
450014	2700K	24W	2,200 lm	91 lm/W	120W	Matte White

Selectable Temperature Flush Mount

Contemporary design LED 20W-14" or 24W-16" offers a great look for office or home. Available in Brushed Nickel finish with shatter proof low glare lense for maximum light efficiency.

Dimensions: 14" x 14" x 2.3"

16" x 16" x 2.3"

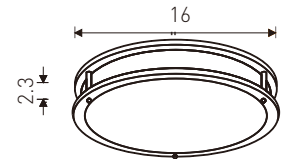
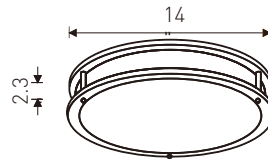
Input Power: 20W - 14" / 24W - 16"

CCT: Adjustable 3500/4000/5000K

Lumens: 1,600-2,200

Voltage: 120V

Finish options: Brushed Nickel



Item Style	CCT	Power	Light Output	Efficacy	Replaces	Diameter
200001	35/40/5000K	20W	1,600 m	80 lm/W	120W	14"
200002	35/40/5000K	24W	2,000 lm	80 lm/W	120W	16"

Indoor Wall Sconce

Combining contemporary with classic style, this decorative wall light features clean, Brushed Nickel or Matte white housing and an acid-etched, ribbed glass bowl. Only 9 Watts and dimmable, this LED wall sconce light guarantees a long lifespan and unbeatable illumination in Warm White (2700K).

Dimensions: 11" x 11" x 4.7"

Input Power: 9W (Replaces 60W standard fixture)

CCT: 2700K

Lumens: 810

Voltage: 120V

CRI: 90

Finish options: Brushed Nickel or Matte White

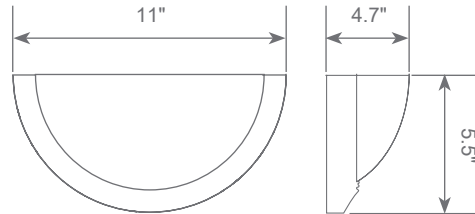


Brushed Nickel



Matte White

Product Dimensions



Item Style	CCT	Power	Lumens	Light Output Efficacy	Finish
450010	2700K	9W	810 lm	90 lm/W	Brushed Nickel
450011	2700K	9W	810 lm	90 lm/W	Matte White

Outdoor Wall Sconce

Suitable for commercial and residential spaces, this wet rated LED wall mount provides unbeatable brightness with just 6.2 Watts. Energy efficient and long-lasting, this versatile wall light is designed with grid encasing and a frosted ribbed lens. This oval bulkhead wall mount is available in Matte White or Matte Black finish.

Dimensions: 8.5" x 5" x 4.48"

Input Power: 6.2W

CCT: 5000K

Lumens: 434

Voltage: 120V

CRI: 90

Finish options: Matte Black or Matte White

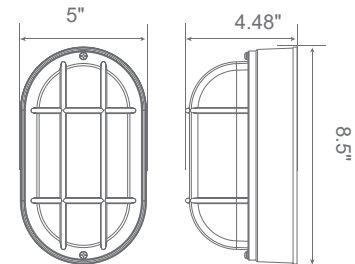


Matte White



Matte Black

Product Dimensions



Item Style	CCT	Power	Lumens	Light Output Efficacy	Finish
450005	5000K	6.2W	434 lm	70 lm/W	Matte White
450004	5000K	6.2W	434 lm	70 lm/W	Matte Black

Indoor Bath Vanity

Traditional 3-light design with alabaster glass bell shades and matte white finish is a smart choice for any homes. An oversize backplate offers maximum coverage for energy efficient renovations. Bath vanity is both damp rated and dimmable.

Dimensions: 24" x 8" x 7"

Input Power: 9W

CCT: 2700K

Lumens: 2,430

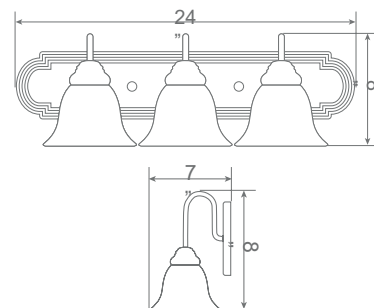
Voltage: 120V

CRI: 90

Finish options: Matte White



Product Dimensions



Item Style	CCT	Power	Lumens	Efficacy	Finish
450012	2700K	27W	2,430 lmn	71 lm/W	Matte White

Selectable Temperature Up & Down Light Wall Sconce

This sleek and sophisticated LED wall light provides long lasting energy efficiency AND stylish looks! Suitable for most spaces, this wall light is CCT selectable (30/40/50K), wet rated, and features a Aluminum Black finish with up and down light performance.

Dimensions: 11.8" x 4.7" x 5.6"

Input Power: 31W

CCT: Selectable 3000/4000/5000K

Lumens: 3,000

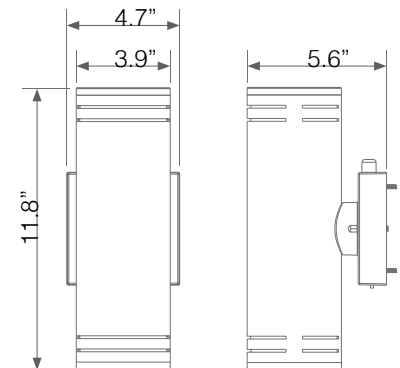
Voltage: 120V

CRI: 90

Finish options: Aluminum Black



Product Dimensions



Item Style	CCT	Power	Lumens	Efficacy	Finish
450006	30/40/5000K	31W	3,000 lmn	97 lm/W	Aluminum Black

Outdoor Wall and Chain Hung Lanterns

Our LED outdoor wall lanterns provide ample light and feature Oil Rubbed Bronze finish and Water Glass. The wall lanterns feature a dusk to dawn sensor AND a motion sensor for safety and security. NOTE: Chain hung fixture provides lighting only.

Wall Lantern Dimensions: 14.5"H x 8.07"W x 9.4" ext

Hanging Lantern Dimensions: 12.6"H x 7.9"W x 6.8"D

Input Power: 12.5W

CCT: 3000K

Lumens: 1,200 for wall / 1,300 for hanging

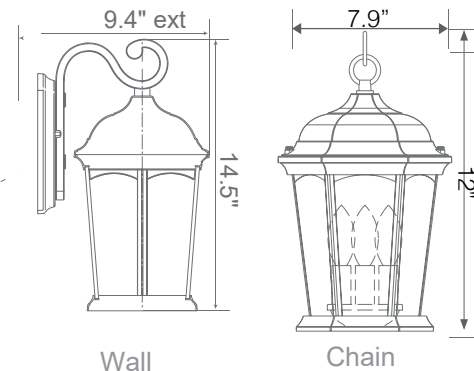
Wattage: 120V **CRI:** 80

Lifespan: 50,000 hours

Finish Options: Aluminum Black Finish



Product Dimensions



Item Style	CCT	Power	Lumens	Efficacy	Finish
450001	3000K	12.5W	1,200 lmn	96 lm/W	Bronze Wall Lantern
450002	3000K	12.5W	1,200 lmn	96 lm/W	White Wall Lantern
450003	3000K	12.5W	1,300 lmn	104 lm/W	Bronze Hanging Lantern

Adjustable Security Light

LED security light increases the safety and security of your home or business. The LED security light is an energy saving solution includes features as Dusk to Dawn, adjustable sensitivity range, adjustable lights and sensor head, and a 3-1 color tunable integrated design.

Wall Lantern Dimensions: 19.4"H x 10"W x 4.6" Ext.

Input Power: 35W Selectable

CCT: 3000K/4000K/5000K

Lumens: 3,000

Wattage: 120V

CRI: 80

Lifespan: 50,000 hours

Finish Options: Black Finish

Wet Rated: Yes



Item Style	CCT	Power	Lumens	Efficacy	Finish
450007	30/40/5000k	35W	3,000 lmn	86 lm/W	Black

Desk & Floor Lamps

Functional LED Desk or Floor Lamp offer stylish versatility. Both have touch dimming and color selection and the Floor Lamp features a remote.

Dimensions: LED Desk Lamp 17"H x 9"W x 9"D

LED Floor Lamp: 50.87"H x 27.75"W x 8.25"D

Input Power: 12W

CCT: 2700K - 6500K


Lumens: 800

Voltage: 120V

CRI: 90

Finish options: LED Desk Brushed Nickel & Matte Black

LED Floor Matte White & Matte Black



Item Style	CCT	Power	Lumens	Efficacy	Finish
800071 (Brushed Nickel)	2700K-6500K	12W	800lmn	67 lm/W	Brushed Nickel and
800070 (Black)	2700K-6500K	12W	800lmn	67 lm/W	White Matte Black
800079 (White)	2700K-6500K	12W	800lmn	67 lm/W	Matte White
800078 (Black)	2700K-6500K	12W	800lmn	67 lm/W	Matte Black
850100 (Desk & Floor)	2700K-6500K	12W	800lmn	67 lm/W	White Combo
850101 (Desk & Floor)	2700K-6500K	12W	800lmn	67 lm/W	Black Combo

Decorative Floor Lamp

Minimalistic and chic design is a great addition to any home. The neutral colors allow easy compatibility with most decor aesthetics. Only 24 watts and dimmable, this LED torchiere lamp is a perfect lighting solution.

Dimensions: 69"H x 11"W x 11"D

Input Power: 24W

CCT: 2700K


Lumens: 2,200

Voltage: 120V

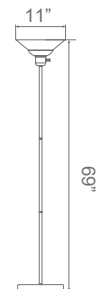
CRI: 90

Finish options: Matte Steel & Brushed Nickel

Glass: Acid Etched



Product Dimensions



Item Style	CCT	Power	Lumens	Efficacy	Finish
450008	2700K	24W	2,200 lmn	91 lm/W	Matte Steel
450009	2700K	24W	2,200 lmn	91 lm/W	Brushed Nickel

45 LED General Purpose Light Bulbs

A19 E26

High efficiency general purpose bulb consumes up to 80% LESS energy than traditional incandescent. Available in 60W, 75W, and 100W equivalents. Standard each is 4 bulbs per pack.

Available in ViriPropack Bulk Contrator packs with egg crate packaging for ease of installation and minimal waste!

Temperatures available: 2700K / 4000K / 6500K

Input Power: 9W-60W Equiv / 14W-100W-Equiv

Lumens: 800 lmn 60W Equiv / 1500 lmn 100W Equiv

Voltage: 120V

CRI: 90

Dimmable: No

Lifespan: 15,000 hours



Standard Pack 60W Equiv Sizes:

4 pack

12 pack

24 pack

Viri Pro Pack Sizes*:

50 pack

96 pack

*4000K/6500K only



Item Style	Description	CCT	Power	Lumens	Efficacy
750017	40W Equiv	6000K	8W	800lmn	100lm/W
640338	4PK 60W Equiv	2700K	9W	800lmn	89 lm/W
640339	4PK 60W Equiv	4000K	9W	800lmn	89 lm/W
640340	4PK 60W Equiv	6500K	9W	800lmn	89 lm/W
640339-50P	50pc Pro Pack	4000K	9W	800lmn	89 lm/W
640340-50P	50pc Pro Pack	6500K	9W	800lmn	89 lm/W
640339-96P	96pc Pro Pack	4000K	9W	800lmn	89 lm/W
640340-96P	96pc Pro Pack	6500K	9W	800lmn	89 lm/W
651640	4PK 100W Equiv	2700K	14W	1500lmn	107lm/W
651641	4PK 100W Equiv	6500K	14W	1500lmn	107lm/W



Standard Pack 40W Equiv:

6 pack

12 pack

A19 E26 75W Equiv Low Voltage DC Bulb

Viribright's 12-24V DC low voltage LED bulb can be used for solar lighting, boat, RV, and "off the grid" applications. 6000K temperature while only using 10W of energy is a perfect blend of value and performance.

Temperatures available: 6500K

Input Power: 10W

Lumens: 1000 lmn

Voltage: 12-24V DC

CRI: 90

Dimmable: No

Lifespan: 15,000 hours



Standard Pack Sizes:

6 pack

12 pack

24 pack

Item Style	Description	CCT	Power	Lumens	Efficacy
751619	75W Equiv DC Bulb	6000K	10W	1000 lmn	100 lm/W

47 LED General Purpose Light Bulbs

Viristick E26 100W Equivalent

Viristick by Viribright is a medium base high performance light bulb that can be used in a variety of applications where maximum light is needed.

Temperatures available: 2700K / 4000K **Input**

Power: 10W

Lumens: 1500 lmn

Voltage: 120V

CRI: 90

Dimmable: Yes

Lifespan: 15,000 hours



Standard Pack Sizes:

4 pack

12 pack

Item Style	Description	CCT	Power	Lumens	Efficacy
759604	Viristick 100W Equiv	2700K	10W	1500 lmn	150 lm/W
759605	Viristick 100W Equiv	4000K	10W	1500 lmn	150 lm/W

Viribright Wifi Smart Bulbs A19 E26

LED WIFI Smart Bulbs allow you to control dimming and color via your phone or tablet. Download and connect via app for IOS or Android. Choose RGBW or Smart White models.

*Only 2.4GHz Wifi Networks supported

Temperatures available: Selectable from 2700K-5000K

Input Power: 8W-9.5W


Lumens: 800 lmn

Voltage: 100-277V

CRI: 90

Dimmable: Yes

Lifespan: 15,000 hours




Standard Pack Sizes:
 1pack
 4pack



Item Style	Description	CCT	Power	Lumens	Efficacy
658101	WIFI 8W Smart White	2700- 5000K	8W	800 mn	100 lm/W
658102	WIFI 9.5W RGBW	2700-5000K	9.5.W	800 lmn	84 m/W

49 LED General Purpose Light Bulbs

A19 GU24

Viribright's high efficiency LED bulb is shatter resistant, cool to the touch, and provides a balanced flicker free light.

Also available in ViriPropack Bulk Contractor packs with egg crate packaging for ease of installation and minimal waste!

Temperatures available: 2700K /

4000K / 6500K **Input Power:** 9.5W 60W

Equiv

Lumens: 800 lmn

Voltage: 120V

CRI: 85+

Dimmable: No

Lifespan: 15,000 hours



Standard Pack Sizes:

6 pack

12 pack

24 pack

Viri Pro Pack Sizes*:

50 pack

96 pack

*Available in 4000K & 6500K only



Item Style	Description	CCT	Power	Lumens	Efficacy
640335	60W Equiv	2700K	9.5W	800lmn	100 lm/W
640336	60W Equiv	4000K	9.5W	800lmn	100 lm/W
640337	60W Equiv	6500K	9.5W	800lmn	100 lm/W
640336-50VP	50pc Pro Pack	4000K	9.5W	800lmn	100 lm/W
640337-50VP	50pc Pro Pack	6500K	9.5W	800lmn	100 lm/W
640336-96VP	96pc Pro Pack	4000K	9.5W	800lmn	100 lm/W
640337-96VP	96pc Pro Pack	6500K	9.5W	800lmn	100 lm/W

BR30 & BR40 E26

Viribright's BR series is most commonly referred to as floodlights due to its wide beam angle. Our BR series features a higher CRI and lumen output.

Temperatures available: BR30 2700K / 4000K / 6000K BR40 2700K / 4000K / 6500K

Input Power: BR30 8.5W 65W Equiv / BR40 16W 75W Equiv

Lumens: BR30 700 lmn / BR40 1400 lmn

Voltage: 120V

CRI: BR30 90
BR40 80

Dimmable: Yes

Lifespan: 15,000 hours



BR30 Standard Pack Sizes:

4 pack

8 pack

BR40 Standard Pack Sizes:

4 pack

8 pack



Item Style	Description	CCT	Power	Lumens	Efficacy
654694	BR30 65W Equiv	2700K	8.5W	700lmn	82 lm/W
654695	BR30 65W Equiv	4000K	8.5W	700lmn	82 lm/W
754696	BR30 65W Equiv	6000K	8.5W	700lmn	82 lm/W
654654	BR40 75W Equiv	2700K	16W	1400lmn	88 lm/W
654655	BR40 75W Equiv	4000K	16W	1400lmn	88 lm/W
654656	BR40 75W Equiv	6500K	16W	1400lmn	88 lm/W

51 LED General Purpose Light Bulbs

PAR 16 & PAR30 E26

Viribright's line of PAR short neck flood lights provide the perfect blend of value and quality. These LED spot lights consume 80% less energy than standard incandescent bulbs and are UV safe for paintings, artwork, photographs, and movie posters.

Temperatures available: 2700K / 4000K / 6000K

Input Power: PAR16 4.2W 35W Equiv
PAR30 8.5W-9.5W 50W-75W Equiv

Lumens: PAR16 300lmn
PAR30 600-800lmn

Voltage: 120V

CRI: 90+

Dimmable: PAR16 Yes / PAR30 No

Lifespan: 15,000 hours



PAR16 Standard Pack Sizes:

6 pack

12 pack

754607/754608/754609

PAR30 Standard Pack Sizes:

4 pack

8 pack



74347/74348/750081/750083

PAR30 Standard Pack Sizes:

4 pack

8 pack



Item Style	Description	CCT	Power	Lumens	Efficacy
750048	PAR16 35W Equiv	2700K	4.2W	300lmn	71 lm/W
750049	PAR16 35W Equiv	4000K	4.2W	300lmn	71 lm/W
750050	PAR16 35W Equiv	6000K	4.2W	300lmn	71 lm/W
750081	PAR30 50W Equiv	2700K	9.5W	760lmn	80 lm/W
750083	PAR30 50W Equiv	6000K	9.5W	760lmn	80 lm/W
74347	PAR30 60W Equiv	2700K	8.5W	600lmn	71 lm/W
74348	PAR30 60W Equiv	4000K	8.5W	600lmn	71 lm/W
754607	PAR30 75W Equiv	2700K	9W	800lmn	89 lm/W
754608	PAR30 75W Equiv	4000K	9W	800lmn	89 lm/W
754609	PAR30 75W Equiv	6000K	9W	800lmn	89 lm/W

PAR38 E26

Viribright's BR series is most commonly referred to as floodlights due to its wide beam angle. Our BR series features our ViriTrue White technology which brings out a higher CRI and lumen output.

Temperatures available: 2700K / 6500K

Input Power: 15W
75W-100W Equiv

Lumens: 1200-1500 lmn

Voltage: 120V

CRI: 90+

Dimmable: Yes

Lifespan: 15,000 hours



PAR38 Standard Pack Sizes:

4 pack

8 pack

PAR38 750033/750077 "Vented"

Available in 6500K only

4 pack

8 pack



Item Style	Description	CCT	Power	Lumens	Efficacy
750077	PAR38 75W Equiv	6500K	15W	1200 lmn	80 lm/W
654657	PAR38 100W Equiv	2700K	15W	1500 lmn	100 lm/W
750333	PAR38 100W Equiv	4000K	15W	1500 lmn	100 lm/W
654659	PAR38 100W Equiv	6500K	15W	1500 lmn	100 lm/W

B11 E12 & E26 Clear Filament Candelabra & Chandelier Bulbs

Viribright's line of clear B11 bulbs are perfect for contemporary and transitional lighting fixtures. With a high CRI and low energy use, our B11 series is a perfect match for residential or commercial applications.

Temperatures available: B11 E12 2700K / 4000K / 5000K

B11 E26 2700K / 4000K / 6000K

Input Power: 2.5W 35W Equiv

Lumens: 180 lmn

Voltage: 120V

CRI: 90+

Dimmable: Yes

Energy Star: Yes

Lifespan: 15,000 hours



B11 E12 Standard Pack Sizes:

6 pack

12 pack

24 pack

B11 E26 Standard Pack Sizes:

6 pack

12 pack

24 pack



Item Style	Description	CCT	Power	Lumens	Efficacy
650192	B11 E12 35W Equiv	2700K	2.5W	180 lmn	72 lm/W
650193	B11 E12 35W Equiv	4000K	2.5W	180 lmn	72 lm/W
650194	B11 E12 35W Equiv	5000K	2.5W	180 lmn	72 lm/W
650189	B11 E26 35W Equiv	2700K	2.5W	180 lmn	72 lm/W
650190	B11 E26 35W Equiv	4000K	2.5W	180 lmn	72 lm/W
650191	B11 E26 35W Equiv	5000K	2.5W	180 lmn	72 lm/W

ST19 & A19 E26 Filament Bulbs

Viribright's Amber Edison Filament bulb will complement any rustic farmhouse or contemporary room aesthetic. A warm pleasing light and dimmability give you the flexibility you need.

Temperatures available: ST19 E26 2200K A19 E26 2700K

Input Power: ST19 E26 5W 40W Equiv
A19 E26 7.5W 60W Equiv

Lumens: ST19 E26 400lmn / A19 E26 800lmn

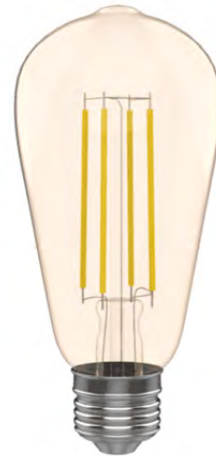
Voltage: 120V

CRI: 80+

Dimmable: Yes

Energy Star: Yes

Lifespan: 15,000 hours



ST19 Standard Pack Sizes:

6 pack

12 pack

A19 Standard Pack Sizes:

6 pack

12 pack

24 pack



Item Style	Description	CCT	Power	Lumens	Efficacy
641350	ST19 Amber 40W Equiv	2200K	5W	400lmn	80 lm/W
650338	A19 Clear 60W Equiv	2700K	7.5W	800lmn	107 lm/W

B11 E12 & E26 Frosted Candelabra & Chandelier Bulbs

Viribright's line of frosted B11 bulbs are perfect for contemporary and transitional lighting fixtures. With a high CRI and low energy use, our B11 series is a perfect match for traditional and shaded decorative fixtures.

Temperatures available: B11 E12 2700K / 6000K
 B11 E26 2700K / 4000K / 6000K / 6500K

Input Power: B11 E12 3.2W 22W Equiv
 B11 E26 3.2W 22W-40W Equiv

Lumens: B11 E12 230-290 lmn B11 E26 230-300 lmn

Voltage: 120V

CRI: 80+

Dimmable: No

Lifespan: 15,000 hours



B11 E12 Standard Pack Sizes:

6 pack

12 pack

24 pack

B11 E26 Standard Pack Sizes:

6 pack

12 pack

24 pack



Item Style	Description	CCT	Power	Lumens	Efficacy
750192	B11 E12 22W Equiv	2700K	3.2W	290 lmn	91 lm/W
74278	B11 E12 22W Equiv	2700K	3.2W	230 lmn	72 lm/W
74557	B11 E12 22W Equiv	6000K	3.2W	230 lmn	72 lm/W
74275	B11 E26 22W Equiv	2700K	3.2W	230 lmn	72 lm/W
74276	B11 E26 22W Equiv	4000K	3.2W	230 lmn	72 lm/W
74277	B11 E26 22W Equiv	6000K	3.2W	230 lmn	72 lm/W
74554	B11 E26 25W Equiv	6000K	3.2W	270 lmn	84 lm/W
750190	B11 E26 25W Equiv	4000K	3.2W	300 lmn	94 lm/W
750191	B11 E26 25W Equiv	6000K	3.2W	300 lmn	94 lm/W
753639	B11 E26 40W Equiv	6500K	3.2W	300 lmn	94 lm/W

G15 E26

Viribright's line of G15 LED globe bulbs can be used in a wide variety of applications from ceiling fans to bathroom vanities. They provide a warm crisp light utilizing only 2 watts of energy!

Temperatures available: 2700K /
4000K / 6000K

Input Power: 2W 25W Equiv

Lumens: 180 lmn

Voltage: 120V

CRI: 90+

Dimmable: Yes

Lifespan: 15,000 hours



G15 Standard Pack Sizes:

4 pack

8 pack

Item Style	Description	CCT	Power	Lumens	Efficacy
74564	G15 E26 25W Equiv	2700K	2W	180 lmn	90 lm/W
74565	G15 E26 25W Equiv	4000K	2W	180 lmn	90 lm/W
74566	G15 E26 25W Equiv	6000K	2W	180 lmn	90 lm/W

MR16 GU5.3 & GU10

Viribright's line of G15 LED globe bulbs can be used in a wide variety of applications from ceiling fans to bathroom vanities. They provide a warm crisp light utilizing only 2 watts of energy!

Temperatures available: 2700K / 4000K / 6000K

Input Power: MR16 GU5.3 4.2W 25W Equiv

MR16 GU10 4.2W 50W Equiv

Lumens: MR16 GU5.3 318 lmn

MR16 GU10 310 lmn

Voltage: 120V

CRI: 90+

Dimmable: No

Lifespan: 15,000 hours



MR16 GU5.3

MR16 Standard Pack Sizes:

6 Pack

12 pack



MR16 GU10

Item Style	Description	CCT	Power	Lumens	Efficacy
752147	MR16 GU5.3 25W Equiv	2700K	4.2W	318 lmn	78 lm/W
752148	MR16 GU5.3 25W Equiv	4000K	4.2W	318 lmn	78 lm/W
752149	MR16 GU5.3 25W Equiv	6000K	4.2W	318 lmn	78 lm/W
74639	MR16 GU10 25W Equiv	2700K	4.2W	250 lmn	60 lm/W
74641	MR16 GU10 25W Equiv	6000K	4.2W	250 lmn	60 lm/W
752047	MR16 GU10 50W Equiv	2700K	4.2W	310 lmn	74 lm/W
752048	MR16 GU10 50W Equiv	4000K	4.2W	310 lmn	74 lm/W
752049	MR16 GU10 50W Equiv	6000K	4.2W	310 lmn	74 lm/W

GU10 50W Eq

G9

Viribright's G9 are an economical and a low heat alternative to halogen. A Viribright LED G9 3.2W replaces a 40W equivalent! G9's are sold in 2pk blister card.

Temperatures available: 2700K / 4000K / 6500K

Input Power: 3.5W 40W Equiv

Lumens: 400 lmn

Voltage: 120V

CRI: 90+

Dimmable: Yes

Lifespan: 15,000 hours



G9 Standard Pack Sizes:

2 Pack

4 Pack

12 Pack

Item Style	Description	CCT	Power	Lumens	Efficacy
751837	G9 40W Equiv	2700K	3.5W	400 lmn	114 lm/W
751838	G9 40W Equiv	4000K	3.5W	400 lmn	114 lm/W
751839	G9 40W Equiv	6500K	3.5W	400 lmn	114 lm/W

PL Replacements

Viribright's LED PL Retrofit replacements are designed to replace plug in (PL) compact fluorescent lamps. Viribright's LED PL lamps are ballast compatible and engineered for horizontal or vertical applications for years of maintenance free illumination.

Temperatures available:
 G24D-2 pin 2700K / 4000K
 GX23 2700K / 4000K

Input Power: G24D-2 Pin 8.5W 13-18W Equiv
 GX23 8W 13-18W Equiv

Lumens: 700 lmn

Voltage: 120V

CRI: 90+

Dimmable: No

Lifespan: 15,000 hours



G24D-2 pin Standard Pack Sizes:

1 Pack

6 Pack

750162/63/64

Horizontal applications only

GX23 Standard Pack Sizes:

1 Pack

6 Pack

750156/57

Horizontal applications only



G24Q & x G23-2 Standard Pack Sizes:

1 Pack

6 Pack



g24Q



gx23-2

Item Style	Description	CCT	Power	Lumens	Efficacy
750162	G24D-2pin	2700K	8.5W	700 lmn	82 lm/W
750163	G24D-2pin	4000K	8.5W	700 lmn	82 lm/W
750164	G24D-2pin	6000K	8.5W	700 lmn	82 lm/W
74403	G24D-2pin	2800K	8.5W	600 lmn	71 lm/W
74404	G24D-2pin	4000K	8.5W	700 lmn	82 lm/W
74405	G24D-2pin	6000K	8.5W	700 lmn	82 lm/W
750156	GX23	2700K	8.5W	700 lmn	82 lm/W
750157	GX23	4000K	8.5W	700 lmn	82 lm/W
750168	G24Q	2700K	8.5W	680 lmn	80 lm/W
750170	G24Q	6000K	8.5W	680 lmn	80 lm/W
750161	GX23-2	6000K	8.5W	680 lmn	80 lm/W

Corn Bulbs

Corn bulbs are a perfect solution for high output and 360 degrees of light. Our 97xxx series is specialized for enclosed spaces and includes built in fan for heat dissipation.

Temperatures available: 300K-6000K

Input Power: 15W-100W

Lumens: 1,350-11,625


Voltage:100V-277V

CRI: 80+

Dimmable: Yes

Lifespan: 15,000 hours

Pack Size : All Corn Bulbs sold 1pk




97218

97946

97957



519673 & 519674

519675 & 519676

97330



97334

Item Style	Description	Base	Power	Lumens	Temperature	*EX26 Adaptor?
97218	LED Corn Bulb	GX24Q-4 pin	15W	1,350	4,000K	n/a
97946	LED Corn Bulb	GX24D-2 pin	20W	1,800	4,000K	n/a
97957	LED Corn Bulb	EX39*	30W	2,850	5,000K	Yes
97330	LED Corn Bulb	EX39*	40W	3,670	3,000K	Yes
97334	LED Corn Bulb	EX39*	60W	5,620	4,000K	Yes
519673	LED Corn Bulb	E26*	36W	5,580	5,000K	Yes
519674	LED Corn Bulb	E26*	54W	8,370	5,000K	Yes
519675	LED Corn Bulb	EX39	75W	11,625	5,000K	n/a
519676	LED Corn Bulb	EX39	100W	15,500	5,000K	n/a

LED Tubes

Viribright's T8 Ballast Bypass LED tubes are constructed to work with single ended or double ended wiring schemes, saving time and money! Our LED tubes feature flicker free even light with instant start in a variety of lens types.

*Select skus are single ended power FR=Frosted CL=Clear



Item	Style	Type & Length	Power	CCT	Lumens	Efficacy	Lens	Case Pack
519662		T8 2' LED Tube	8W	4000K	1,000	125 lm/W	Plastic FR	25pk
519663		T8 2' LED Tube	8W	5000K	1,000	125 lm/W	Plastic FR	25pk
750060*		T8 2' LED Tube	10W	2700K	1,000	100lm/W	Plastic FR	12pk
74324*		T8 2' LED Tube	10W	4000K	1,000	100 lm/W	Plastic FR	12pk
74325*		T8 2' LED Tube	10W	6000K	800	80 lm/W	Plastic FR	12pk
519233		T8 4' LED Tube	12W	5000K	1,830	153 lm/W	Plastic FR	10pk
518933		T8 4' LED Tube	15W	5000K	2,200	147 lm/W	Plastic FR	25pk
918917		T8 4' LED Tube	17W	4000K	2,200	129 lm/W	Plastic FR	25pk
918918		T8 4' LED Tube	17W	5000K	2,200	129 lm/W	Plastic FR	25pk
518917		T8 4' LED Tube	18W	4000K	2,340	130lm/W	Plastic FR	25pk
518923		T8 4' LED Tube Hybrid	18W	4000K	2,500	139m/W	Plastic FR	25pk
518918		T8 4' LED Tube	18W	5000K	2,340	130m/W	Plastic FR	25pk
518924		T8 4' LED Tube Hybrid	18W	5000K	2,500	139m/W	Plastic FR	25pk
518919		T8 4' LED Tube	18W	6000K	2,340	130m/W	Plastic FR	25pk
618919		T8 4' LED Tube	18W	6500K	2,200	122m/W	Plastic FR	20pk
750063		T8 4' LED Tube	20W	2700K	2,000	100m/W	Plastic FR	12pk
757128		T8 4' LED Tube	20W	4000K	2,000	100m/W	Plastic FR	12pk
757280		T8 4' LED Tube	20W	5000K	2,000	100m/W	Plastic FR	12pk
757129		T8 4' LED Tube	20W	6500K	2,000	100m/W	Plastic FR	12pk
518921		T8 4' LED Tube	22W	5000K	2,900	132m/W	Plastic FR	25pk
919703		T5 4' LED Tube	25W	5000K	3,500	140m/W	Plastic FR	25pk
750068		T8 5' LED Tube	25W	6000K	2,400	96m/W	Plastic FR	12pk
678895		T8 4' LED Tube	18W	4000K	2,200	122m/W	Glass CL	20pk
678895*		T8 4' LED Tube	18W	4000K	2,200	122m/W	Glass CL	20pk
678896		T8 4' LED Tube	18W	5000K	2,200	122m/W	Glass CL	20pk
678896*		T8 4' LED Tube	18W	5000K	2,200	122m/W	Glass CL	20pk
518896		T8 4' LED Tube	18W	5000K	2,340	130m/W	Plastic CL	25pk
519017		T8 4' LED Tube	30W	5000K	4,390	146m/W	Plastic CL	10pk
519019		T8 4' LED Tube	30W	6000K	4,390	146m/W	Plastic CL	10pk

LED 6'-8' Tubes



Item Style	Type & Length	Power	CCT	Lumens	Efficacy	Lens	Case Pack
518931	T8 6' LED Tube	26W	5000K	3,250	125 lm/W	Plastic FR	25pk
518927	T8 8 LED Tube	40W	6000K	5,280	132 lm/W	Plastic FR	25pk
519020	T8 8' LED Tube	60W	5000K	8,670	144 lm/W	Plastic FR	10pk
519021	T8 8' LED Tube	60W	6000K	8,670	144 lm/W	Plastic FR	10pk
519022	T8 8' LED Tube	60W	5000K	8,670	144 lm/W	Plastic CL	10pk
519023	T8 8' LED Tube	60W	6000K	8,670	144 lm/W	Plastic CL	10pk

LED CCT Tubes

Flexible installation! Selectable color temperatures for your convenience.



Item Style	Type & Length	Power	CCT	Lumens	Efficacy	Lens	Case Pack
450328	T8 4'Hybrid CCT	15W	35/40/5000K	1,900-2,000	126-133 lm/W	Plastic FR	20pk
450329	T8 4'Hybrid CCT	18W	35/40/5000K	2,450-2,700	136-150lm/W	Plastic FR	20pk

LED U-BEND

Item Style	Type	Power	CCT	Lumens	Efficacy	Lens	Case Pack
518987	T8 Hybrid UBend	15W	5000K	1,800	120 lm/W	Plastic FR	1pk



32499


G13 Non shunted T8
Instant start lampholder

Made In Italy
Pack Sizes: 20, 50, 100



519029

G13 Holder /
Tombstone for 4FT T8
LED Tube Bulb
Pack Sizes: 20, 50



519028

FA8 T8 Base Tube Holder

- For use with 8FT LED T8 Tubes
- Tombstone Single Pin Lampholder
- One Spring End / One Fixed End
- 2 Pack Set



Grow Bulbs

Viribright's LED "Viri-Grow" line is perfect to grow starter sees with a full or specified light spectrum. These affordable all purpose LED bulbs are perfect for residential use and our commercial fixtures have sufficient performance at a larger scale.

Color Temperature: A19 E26 Full Spectrum B Type
 BR30 E26 Full Spectrum B Type
 PAR38 E26 Full Spectrum B Type

voltage: 120V

Dimmable: No

Wet Rated: Yes

Lifespan: 15,000 hours



A19 E26 Standard Pack Sizes:

4 pack

12 pack

24 pack



BR30 & PAR38 Standard Pack Sizes:

4 pack

8 pack

Item Style	Description	Spectrum	Power	PPE(@277V)
290101	A19 E26	FSB	9W	1.3 $\mu\text{mol}/\text{J}$
290103	BR30 E26	FSB	9W	1.2 $\mu\text{mol}/\text{J}$
290105	PAR38 E26	FSB	16W	1.3 $\mu\text{mol}/\text{J}$

Grow Tubes & Integrated Grow Shoplight

Viribright's LED "Viri-Grow" tubes are specifically targeted for leafy green or blooming/fruiting applications. Tubes are double ended power and available in 2' and 4' lengths. The shop light has integrated lampping for ease of use.

Color Temperature: 2' T5 Double Ended Full Spectrum
 4' T5 Double Ended Balanced Spectrum
 Leafy Green
 4' T5 Double Ended Balanced Spectrum
 Blooming/Fruit

Voltage: 120V

Dimmable: No

Wet Rated: Yes

Lifespan: 15,000 hours



Tube Standard Pack Sizes:

4 pack

10pack

20 pack



Shop Light Standard Pack Sizes:

1 pack

4 pack

Item Style	Description	Spectrum	Power	PPE(@277V)
290108	2' T5 Type A	FSB	11W	1.9 $\mu\text{mol}/\text{J}$
290102	4' T5 Leafy Green	Balanced	26W	1.9 $\mu\text{mol}/\text{J}$
290104	4' T5 Blooming/Fruit	Balanced	26W	1.9 $\mu\text{mol}/\text{J}$
290107	4" Grow Shop Light	FSB	30W	1.8 $\mu\text{mol}/\text{J}$

Grow Canopy

Viribright's all purpose LED Grow Canopy light is a perfect solution for hobbyist or commercial farming. Foldable design featuring easy installation and assembly.

Housing

Foldable design, slim and compact to save shipping cost and convenient installation.

Electrical

AC120-277V, 347V, 480V

Spectrum

FSB

Dimming

Linearly 1-10V Dimmable

Ambient Temperature

Ambient operating temperature -4-104°F(-20-40°C)

Recommended Use

Top Lighting, Inter Lighting, Vertical Farming



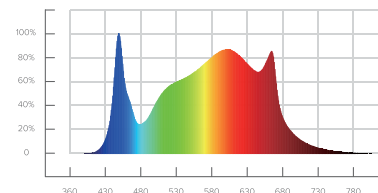
600W
Dimensions: 41.77 x 38.07 x 1.45"



640W
Dimensions: 45.2x43.7x1.34in.



FSB



Item Style	Power	Voltage	PPF(@277V)	Spectrum
290106	600W	120-277V	2.6 $\mu\text{mol}/\text{J}$	FSB
300020	640W	120-277V	2.6 $\mu\text{mol}/\text{J}$	FSB

Horticulture Grow Light

The efficient solution for Horticulture lighting - used to support, increase and enable the growth of plants by illuminating where and when needed.

Housing

Super slim and lightweight quick lock design for easy install

Electrical

AC120-277V, 347V, 480V

Spectrum

FSB

Dimming

Linearly 1-10V Dimmable

Ambient Temperature

Ambient operating temperature -4-104°F(-20-40°C)



Item Style

Power

Voltage

PPF(@277V)

Spectrum

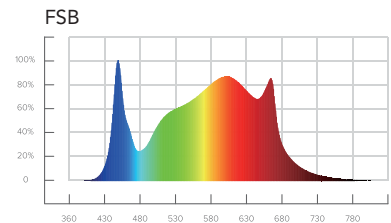
300011

640W

120-277V

2.7 $\mu\text{mol}/\text{J}$

FSB



Horticulture Grow Light

Covering all growing stages including genetics, propagation, vegetation, and flowering.

Housing

Large luminous area uniform PPF distribution.
Hollow design for better airflow and heat dissipation.

Electrical

Auto sensing 120-277V, 347V, 480V

Spectrum

FSA and FSB

Dimming

Linearly 0-10V Dims to off **C**


IP 65



P65 rated fixture

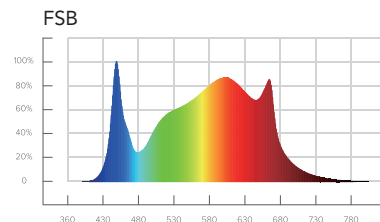
Ambient Temperature

Ambient operating temperature 41-104°F(5-40°C)



640W
Dimensions: 45.67x43.90x2.87in.

Item Style	Power	Voltage	PPF(@277V)	Spectrum
300017	640W	120-277V	2.3-2.6 μmol/J	FSB



Horticulture Grow Light

Commercial grade fixture featuring a lightweight design and excellent heat dissipation.

Housing

Unique copper pipe design for better heat dissipation and lighter weight of fixture

Electrical

Auto sensing 120-277V, 347V, 480V

Spectrum

FSA and FSB

Dimming

Linearly 1-10V Dimmable



IP 65

IP65 rated fixture

Ambient Temperature

Ambient operating temperature -4-104°F(-20-40°C)

600W

Dimensions: 37.13x7.64x4.72in.



Item Style	Power	Voltage	PPF(@277V)	Spectrum
300009	600W	120-277V	2.5-2.8 μmol/J	FSA

