



FRAG0521

RECIPE - 30CL

**FAIRY DUST IN RS1**

# CANDLE SHACK

## DESCRIPTION



## INGREDIENTS FOR EACH CANDLE

<a href="#">1x 30cl glass jar</a>
<a href="#">22.0g of Fairy Dust Fragrance Oil</a>
<a href="#">198.0g Candle Shack Container Blend Wax RS1</a>
<a href="#">1x CL12 Wick</a>
<a href="#">1x 15mm Adhesive Wick Pad</a>
<a href="#">1x WickClaw Tool for 30cl Glass</a>

## WAX

Candle Shack's EcoSystem RS1 Wax is a natural wax blend made from rapeseed and soy oils. Developed exclusively for Candle Shack, this professional-grade wax is easy to use by novice and seasoned chandler alike and is particularly popular with our luxury clients. This plant wax is also easy to wick and offers good scent throw with compatible fragrances.

## VESSEL

Our Lotti 30cl glass is manufactured in Italy and meets the highest standards of clarity and tolerance.  
Height: 90mm  
Diameter: 78mm  
Internal height: 75mm

## WICK

Our innovative unbleached cotton and linen blend CL Series wick. Flat wick designed to minimise afterglow and smoking while maintaining rigidity. All wicks are 110mm long with a thin paraffin wax coating for stability.

## USAGE RECOMMENDATIONS

- We recommend heating RS1 to a maximum of 75°C (slowly to prevent damaging the wax).
- Add fragrance at 63°C and stir for 60 seconds.
- The mixture is ready to pour at 60°C into warmed glasses.
- If the top is uneven once set, you can flash the surface with a heat gun, or do a top up pour to get a clean finish.
- Leave the candle to cure for 2+ days for best results.

## DISCLAIMER

Each report shows test results for a set of candles made by Candle Shack's R&D team for that particular recipe. The test reports are not a guarantee that all candles made to the recipe will burn in exactly the same way. Variables such as ambient temperature, air flow, or the manufacturing process can affect the burning profile of a candle, so it is recommended that candle makers conduct their own testing to ensure that they are satisfied with the performance of their product.

# CANDLE SHACK

Candle Shack Ltd  
Unit A, West Carron Works  
Stenhouse Rd  
Carron  
Stirlingshire  
FK2 8DR

Technical report on a test set of candles made in Candle Shack R&D department for sooting behaviour testing and fire safety testing

Date of Report: 20/12/21

Testing Period: 06/12/2021 to 16/12/2021

<b>Sample Ref</b>	CS0355C-1	<b>No. of Samples</b>	3
<b>Candle Name</b>	<b>30cl Fairydust 2021 Candle, 10% in RS1</b>		
<b>Description</b>	220g Rapeseed Container Blend Fragranced Candle		
<b>Fragrance</b>	Fairydust 2021	<b>Weight per candle</b>	<b>22.0g</b>
<b>Wax</b>	Candle Shack Rapeseed Container Blend Wax RS1	<b>Weight per candle</b>	<b>198.0g</b>
<b>Colour</b>	White	<b>Height</b>	92mm
<b>Wick Type</b>	CL12	<b>Top Diameter (ext)</b>	82mm
<b>Wick Positioning</b>	Centred	<b>Top Diameter (int)</b>	76mm
<b>Surface Defects</b>	None	<b>Base Diameter</b>	76mm

## TECHNICAL REPORT

### Part 1: SPECIFICATION FOR SOOTING BEHAVIOUR

To evaluate the performance of a test set of candles in a controlled environment against the requirements of **BS EN 15426:2018** (Candles. Specification for sooting behaviour)

### Part 2: SPECIFICATION FOR FIRE SAFETY

To evaluate the performance of a test set of candles in a controlled environment against the requirements of **BS EN 15493:2019** (Candles. Specification for fire safety)

# CANDLE SHACK

Candle Shack Ltd  
Unit A, West Carron Works  
Stenhouse Rd  
Carron  
Stirlingshire  
FK2 8DR

## Part 1: SPECIFICATION FOR SOOTING BEHAVIOUR

### Requirement

When tested in accordance with clause 9 of EN 15426:2018, the average soot index per hour from three tests (samples) shall be less than 1.0/h

The room temperature during testing was  $20 \pm 5^\circ\text{C}$

Wicks were trimmed to 5mm before lighting.

Cycles: 3 x  $240 \pm 5$  min cycles with >60min pause between cycles)

Soot testing was performed in wire mesh cylinder Type 2 (Diameter:  $300 \pm 10$  mm)

Sample Ref.	Total burn time $t_m$ (h)	Hourly soot index $Si_h$	Average soot index per hour $Si_h$	Result
CS0355C-1	12.00	0.08	0.06	PASS
CS0355C-2	12.00	0.00		
CS0355C-3	12.00	0.10		

# CANDLE SHACK

Candle Shack Ltd  
 Unit A, West Carron Works  
 Stenhouse Rd  
 Carron  
 Stirlingshire  
 FK2 8DR

## Part 2: SPECIFICATION FOR FIRE SAFETY

Test Property	Test Method	Requirements	Result
Stability	EN 15493:2019 4.1 (Visual Check)	Candle should not tip over when placed on a 10° incline plane	PASS
Secondary Ignition	EN 15493:2019 4.2 (Visual Check)	No secondary ignition shall occur for more than 10 s	PASS
Flame Height	EN 15493:2019 4.3 (Measurement)	The flame height for all candle types, except for tea lights, shall not exceed 75mm. The flame height for tea lights shall not exceed 30mm	PASS Maximum: 25 mm
Behaviour after extinguishing	EN 15493:2019 4.5.1 (Visual Check)	After extinguishing the candle shall not spontaneously re-light	PASS
	EN 15493:2019 4.5.2 (Measurement)	The wick shall not continue to glow or smoke for an average time of more than 30 s after extinguishing	PASS Average: 7 s
Container Candles	EN 15493:2019 4.6 (Visual Check)	The container shall not crack or break at any time throughout the burning test	PASS

The room temperature during testing was 20±5°C  
 Wicks were trimmed to 5mm before lighting.

Candle Performance (240 ± 5 min cycles with >60min pause between cycles)

Sample Ref.	Gross Weight (g)	Total Wax Consumed (g)	*Total Burning Time (h)	Wax Consumption Rate (g/h)
CS0355C-1	552.3	210.3	56.7	3.71
CS0355C-2	549	212.4	56.7	3.75
CS0355C-3	551.7	202.8	56.7	3.58

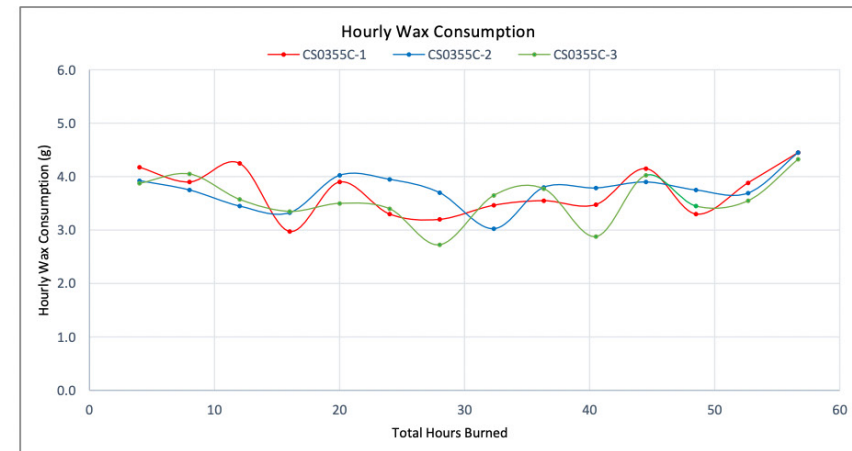
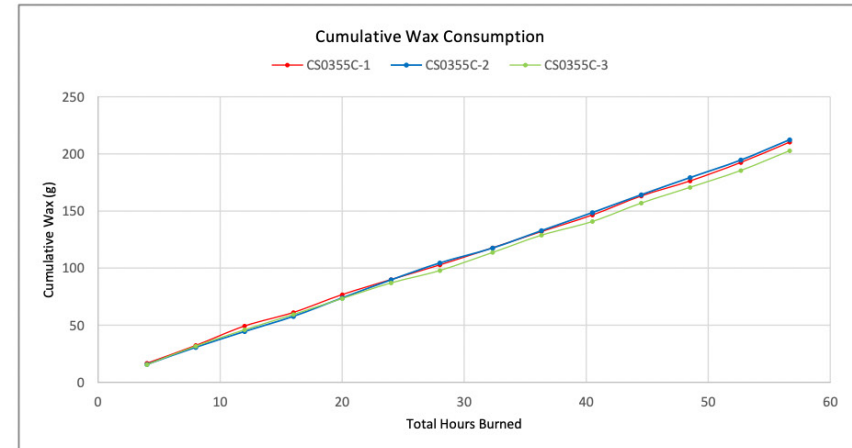
\*If a candle self-extinguishes during the final burn cycle, the time of self-extinguishing is estimated.

### Notes and Discussion:

# CANDLE SHACK

Candle Shack Ltd  
 Unit A, West Carron Works  
 Stenhouse Rd  
 Carron  
 Stirlingshire  
 FK2 8DR


## CHARTS




# CANDLE SHACK

Candle Shack Ltd  
Unit A, West Carron Works  
Stenhouse Rd  
Carron  
Stirlingshire  
FK2 8DR


## IMAGE GALLERY




End of Burn Front - Sample 1




End of Burn Front - Sample 2




End of Burn Front - Sample 3



End of Burn Top - Sample 1



End of Burn Top - Sample 2



End of Burn Top - Sample 3

## END OF REPORT

David Barn  
Head of R&D