



FRAG0261

RECIPE - 20CL

LIME, BASIL & MANDARIN IN RS1

CANDLE SHACK

DESCRIPTION

LIME, BASIL AND MANDARIN

TOP NOTES - SICILIAN LIME, BERGAMOT

HEART NOTES - MANDARIN, WHITE FLORAL, BASIL, CARAWAY SEEDS

BASE NOTES - PATCHOULI, VETIVER

FRAG00261

INGREDIENTS FOR EACH CANDLE

1x 20cl glass jar
16.5g of Lime, Basil and Mandarin Fragrance Oil
148.5g of Candle Shack Ecosystem RS1 Wax
1x VRL18 Wick
1x 15mm Adhesive Wick Pad
1x WickClaw Tool for 20cl Glass

WAX

Candle Shack's EcoSystem RS1 Wax is a natural wax blend made from rapeseed and soy oils. Developed exclusively for Candle Shack, this professional-grade wax is easy to use by novice and seasoned chandler alike and is particularly popular with our luxury clients. This plant wax is also easy to wick and offers good scent throw with compatible fragrances.

VESSEL

Our Lotti 20cl glass is manufactured in Italy and meets the highest standards of clarity and tolerance.
Height: 84mm
Diameter: 70.5mm
Internal height: 66mm

WICK

The Wedo VRL candle wicks is designed for container candles with higher viscosity blends. The construction of these coreless wicks combines threads made of the highest grade ring-spun cotton with other natural filaments for extra stability. All wicks are 110mm long with a thin paraffin coating for stability.

USAGE RECOMMENDATIONS

- We recommend heating RS1 to a maximum of 75°C (slowly to prevent damaging the wax).
- Add fragrance at 63°C and stir for 60 seconds.
- The mixture is ready to pour at 60°C into warmed glasses.
- If the top is uneven once set, you can flash the surface with a heat gun, or do a top up pour to get a clean finish.
- Leave the candle to cure for 2+ days for best results.

DISCLAIMER

Each report shows test results for a set of candles made by Candle Shack's R&D team for that particular recipe. The test reports are not a guarantee that all candles made to the recipe will burn in exactly the same way. Variables such as ambient temperature, air flow, or the manufacturing process can affect the burning profile of a candle, so it is recommended that candle makers conduct their own testing to ensure that they are satisfied with the performance of their product.

Technical report on a test set of candles made in Candle Shack R&D department for sooting behaviour testing and fire safety testing

Date of Report: 08/10/21

Testing Period: 29/08/2021 - 30/08/2021

Sample Ref	CS0326A-2	No. of Samples	3
Candle Name	20cl Lime Basil & Mandarin Candle, 10% in RS1		
Description	165g Rapeseed Container Blend Wax Fragranced Candle		
Fragrance	Lime Basil & Mandarin	Weight per candle	16.5g
Wax	Candle Shack Ecosystem RS1	Weight per candle	148.5g
Colour	White	Height	84mm
Wick Type	VRL18	Top Diameter (ext)	70mm
Wick Positioning	Centred	Top Diameter (int)	65mm
Surface Defects	None	Base Diameter	67mm

TECHNICAL REPORT

Part 1: SPECIFICATION FOR SOOTING BEHAVIOUR

To evaluate the performance of a test set of candles in a controlled environment against the requirements of **BS EN 15426:2018** (Candles. Specification for sooting behaviour)

Part 2: SPECIFICATION FOR FIRE SAFETY

To evaluate the performance of a test set of candles in a controlled environment against the requirements of **BS EN 15493:2019** (Candles. Specification for fire safety)

Part 1: SPECIFICATION FOR SOOTING BEHAVIOUR

Requirement

When tested in accordance with clause 9 of EN 15426:2018, the average soot index per hour from three tests (samples) shall be less than 1.0/h

The room temperature during testing was $20 \pm 5^\circ\text{C}$

Wicks were trimmed to 5mm before lighting.

Cycles: 2 x 240 ± 5 min cycles with >60min pause between cycles)

Soot testing was performed in wire mesh cylinder Type 1 (Diameter: 230 ± 10 mm)

Sample Ref.	Total burn time t_m (h)	Hourly soot index Si_h	Average soot index per hour Si_h	Result
CS0326A-1	8.09	0.32	0.29	PASS
CS0326A-2	8.09	0.34		
CS0326A-3	8.09	0.20		

Part 2: SPECIFICATION FOR FIRE SAFETY

Test Property	Test Method	Requirements	Result
Stability	EN 15493:2019 4.1 (Visual Check)	Candle should not tip over when placed on a 10° incline plane	PASS
Secondary Ignition	EN 15493:2019 4.2 (Visual Check)	No secondary ignition shall occur for more than 10 s	PASS
Flame Height	EN 15493:2019 4.3 (Measurement)	The flame height for all candle types, except for tea lights, shall not exceed 75mm. The flame height for tea lights shall not exceed 30mm	PASS Maximum: 25 mm
Behaviour after extinguishing	EN 15493:2019 4.5.1 (Visual Check)	After extinguishing the candle shall not spontaneously re-light	PASS
	EN 15493:2019 4.5.2 (Measurement)	The wick shall not continue to glow or smoke for an average time of more than 30 s after extinguishing	PASS Average: 5 s
Container Candles	EN 15493:2019 4.6 (Visual Check)	The container shall not crack or break at any time throughout the burning test	PASS

The room temperature during testing was 20±5°C
Wicks were trimmed to 5mm before lighting.

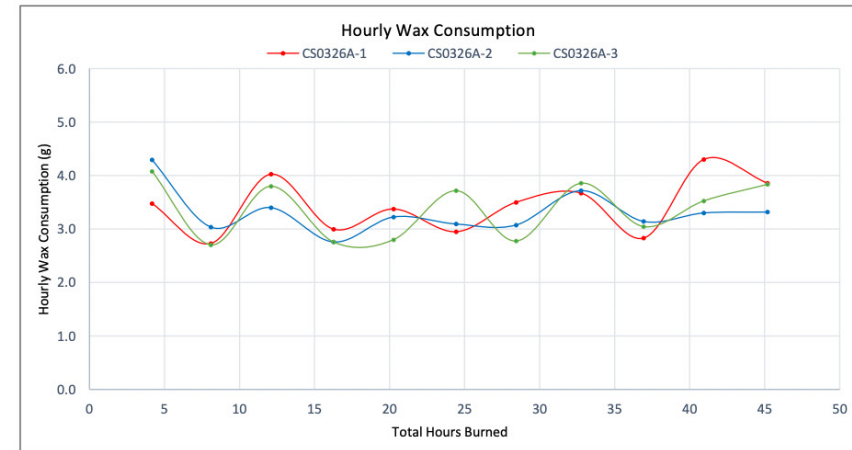
Candle Performance (240 ± 5 min cycles with >60min pause between cycles)

Sample Ref.	Gross Weight (g)	Total Wax Consumed (g)	*Total Burning Time (h)	Wax Consumption Rate (g/h)
CS0326A-1	391	154.9	45.2	3.43
CS0326A-2	392.5	159.3	49.4	3.22
CS0326A-3	388.4	152.5	49.4	3.09

*If a candle self-extinguishes during the final burn cycle, the time of self-extinguishing is estimated

Notes and Discussion:

CHARTS




CANDLE SHACK

Candle Shack Ltd
Unit A, West Carron Works
Stenhouse Rd
Carron
Stirlingshire
FK2 8DR


IMAGE GALLERY



End of Burn Front- Sample 1




End of Burn Front- Sample 2




End of Burn Front- Sample 3



End of Burn Top - Sample 1



End of Burn Top - Sample 2



End of Burn Top - Sample 3

END OF REPORT

David Barn
Head of R&D