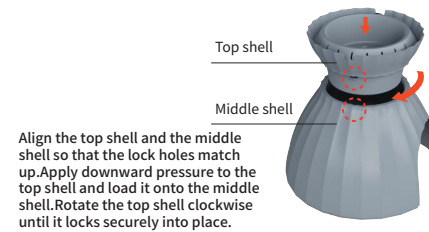


Installation Guide



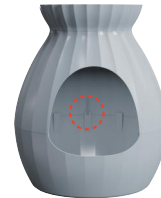
1/ Installation



Align the top shell and the middle shell so that the lock holes match up. Apply downward pressure to the top shell and load it onto the middle shell. Rotate the top shell clockwise until it locks securely into place.

1. Main body installation

When installing downward, pay attention to align the guide groove first.



3. Installation of main body and bottom shell



5. Put the green plants in the groove.



2. Door curtain installation

Please align the door curtain with the joint position on the middle shell, carefully position it at the designated joint area, and ensure it is properly aligned and securely installed.




4. Installation of foam pad

Put the foam pad into the top shell basin.

2/ Product Description

This product features a flowerpot-style design for a cat litter basin, incorporating a deodorizing function. The design aims to provide both comfort for the owner and the cat. At the top, a plasma deodorizing system effectively eliminates odors resulting from cat litter waste and offers antibacterial properties. This creates a pleasant and healthy environment for households with cats, delivering fresh air to pet owners.



Product name: Plant Cat Litter Box	Product model: SH2802
Product size: 500*484*587mm	Actual power: ≤3.8W
Product material: ABS	Weight: 3.4KG
Input: DC5V/1A	

3/ Function Description



Operation

Turn on the power supply, the indicator light will light up and enter the standby state. Connect the power supply and press and hold the power button for 2 seconds to initiate the deodorizing process, signified by the illumination of the green light.



4/ Product List

Flowerpot cat litter basin
Power adapter/power cord
Foam pad
Instructions
Cat litter scoop
Green plants
Stones
Door curtain

5/ User Guide

To use the litter box, follow these steps:
1. Assemble the components of the litter box according to the provided instructions.
2. Plug the litter box into a power supply.
3. Start the machine to begin using it.

Please note that the top module of the litter box is not washable

6/ Safety Precautions

Thank you for purchasing our deodorant litter box. Before using the product, we kindly ask you to carefully read and follow the instructions provided below. Please make sure to keep this manual for future reference. Prior to using this product, please read the product manual thoroughly. By installing or using the product, you acknowledge that you have carefully read and accepted the following safety instructions.

Important Notes:

- This product is designed for use with adapters that input AC100V-240V and output DC5V/1A. Please ensure that you use power adapters that meet the standards of your country or region.
- Please note that product damage resulting from improper operation will not be covered under warranty.
- The manufacturer reserves the right to make modifications without prior notice, with the final interpretation authority resting with the manufacturer.

Safety Guidelines:

- Violation of the following instructions may lead to abnormal use of the product or unexpected losses. We strongly advise you to strictly adhere to the following guidelines.
 - Install and use the product strictly in accordance with the provided instructions.
 - Selectively use this product based on your pets' specific needs and circumstances. Keep the product away from fire sources.
 - While the product operates in low power consumption and low voltage mode, please be aware that pets may chew on the cable, potentially causing electric leakage or electric shock. Ensure correct guidance and supervision during use.
 - Use an AC110V-240V input and an AC110V output, conforming to relevant national and regional standards, with a DC5V/1A adapter. Using an incompatible adapter may damage the product and pose safety hazards.
 - The upper cover operating parts of the product should not be washed or soaked.
 - This product is intended for use by adults aged 18 and above. Children are strictly prohibited from playing inside the litter box.
 - It is not recommended to operate the product continuously for 24 hours. We suggest using it in well-ventilated areas larger than one cubic meter.
 - The manufacturer shall not be held liable for any consequences resulting from illegal operation.
- Should you encounter any issues or have questions regarding the product's use, please contact our customer service for assistance.