



US00852888B2

(12) **United States Patent Header**

(10) **Patent No.:** US 8,528,888 B2
(45) **Date of Patent:** Sep. 10, 2013

(54) **FLANGED MATERIAL AND STANDING SEAM CLAMP**

(76) Inventor: **Gregory A. Header**, Richland, PA (US)

(*) Notice: Subject to any disclaimer, the term of this patent is extended or adjusted under 35 U.S.C. 154(b) by 305 days.

(21) Appl. No.: **13/118,308**

(22) Filed: **May 27, 2011**

(65) **Prior Publication Data**

US 2012/0299233 A1 Nov. 29, 2012

(51) **Int. Cl.**
B23Q 3/02 (2006.01)

(52) **U.S. Cl.**
USPC **269/91**; 52/24

(58) **Field of Classification Search**
USPC 269/165, 172, 203, 216, 239, 257,
269/91; 24/513, 517, 409; 52/24
See application file for complete search history.

(56) **References Cited**

U.S. PATENT DOCUMENTS

1,568,122	A	1/1926	Zifferer	
2,815,557	A *	12/1957	Jorgensen	24/510
2,985,174	A *	5/1961	Guth	24/67.1
3,039,161	A *	6/1962	Gagnon	24/490
3,964,149	A	6/1976	Hugh	
4,901,963	A *	2/1990	Yoder	24/489
4,901,964	A *	2/1990	McConnell	248/231.51
6,442,805	B2 *	9/2002	Pfister	24/514
6,536,166	B1 *	3/2003	Alley	52/25
6,718,718	B2	4/2004	Haddock	
7,013,612	B2 *	3/2006	Haddock	52/545
7,100,338	B2 *	9/2006	Haddock	52/545
7,127,852	B1	10/2006	Dressler	
7,240,770	B2 *	7/2007	Mullins et al.	182/3
7,386,922	B1	6/2008	Taylor et al.	

7,513,080	B1 *	4/2009	Showalter	52/24
7,703,256	B2	4/2010	Haddock	
7,758,011	B2	7/2010	Haddock	
8,038,106	B2	10/2011	Magno, Jr. et al.	
8,070,119	B2 *	12/2011	Taylor	248/237

(Continued)

FOREIGN PATENT DOCUMENTS

CN	1155762	6/2004
EP	2395175	12/2011

(Continued)

OTHER PUBLICATIONS

PCT/US2012/039283 International Search Report dated Aug. 3, 2012 (1 page).

SnapNrack, technical data sheet, 2 pgs., Aug. 3, 2010.
SnapNrack, technical data sheet, 4 pgs., Nov. 30, 2010.
Aceclamp, technical data sheet, 5 pgs., May 2010.
S-5-U Clamp, technical data sheet, 2 pgs., 2010.

Primary Examiner — Lee D Wilson

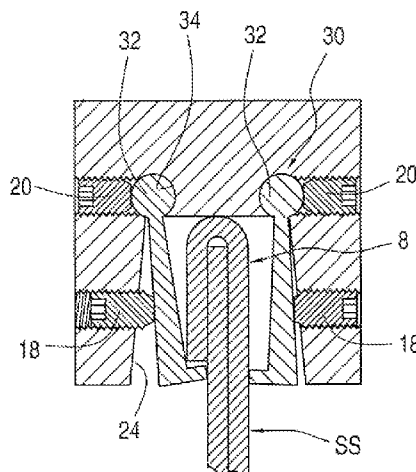
Assistant Examiner — Jamal Daniel

(74) Attorney, Agent, or Firm — Shlesinger, Arkwright & Garvery LLP

(57) **ABSTRACT**

A clamping assembly for attaching loads to various kinds of flanged seams, the assembly comprising a generally U-shaped clamp body, at least one clamping hammer disposed interior of the clamp body, the clamping hammer being hingedly secured to the clamp body along the longitudinal axis of the clamp body, at least one adjustment screw extending through the clamp body and adapted to selectively impinge against the clamping hammer and cause it to pivot about its axis, the adjustment screw extending transverse to the longitudinal axis of the clamping hammer, at least one locking screw adapted to selectively impinge against the clamping hammer to prevent pivoting of the same whereby a standing seam received within the clamp body may be tightly grasped between the clamp body and the clamping hammer under action of the adjustment screw and then locked into place by the locking screw.

20 Claims, 5 Drawing Sheets



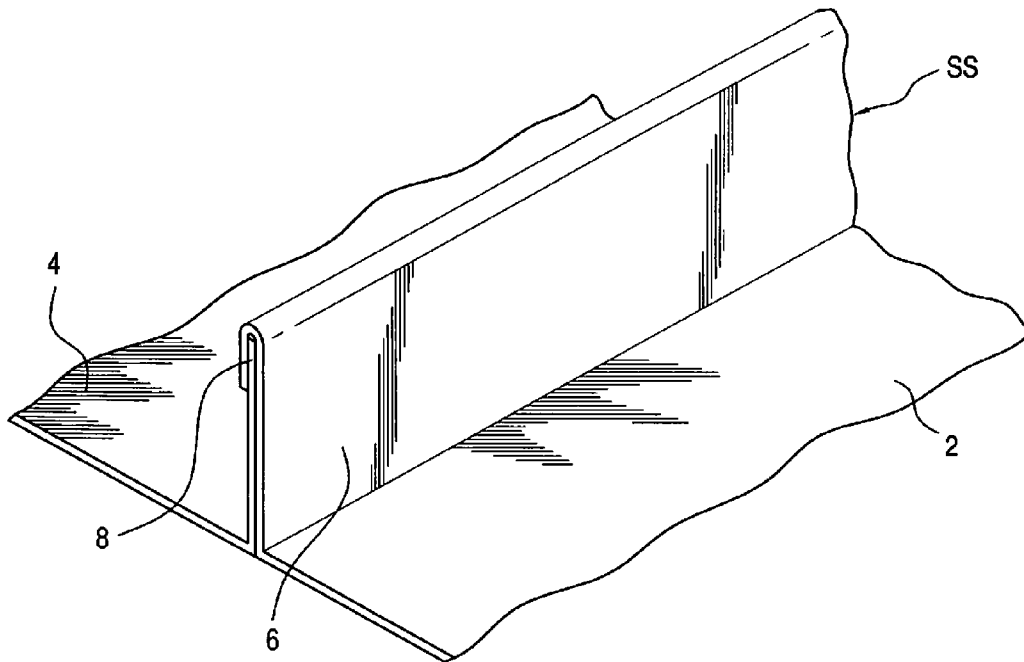


FIG. 1

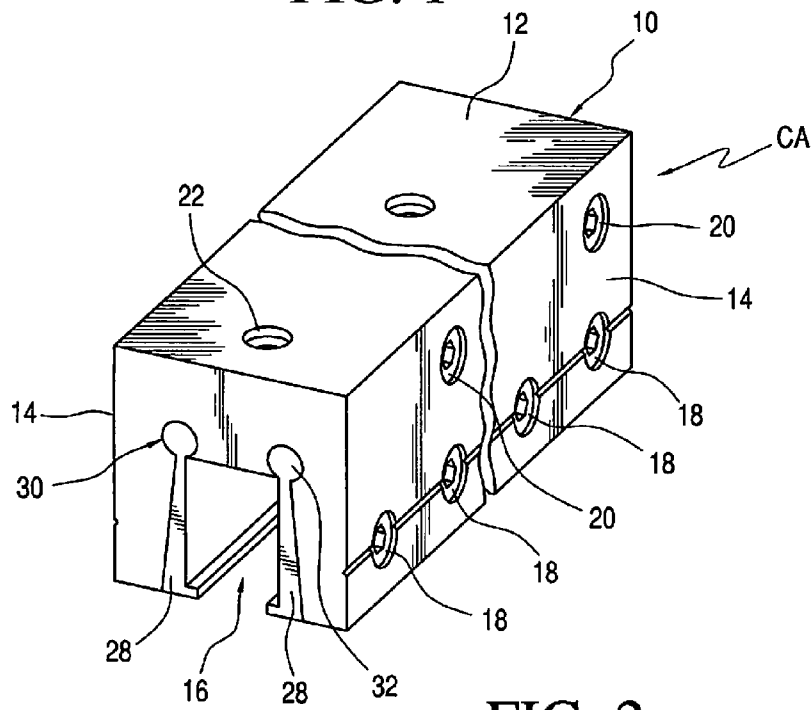
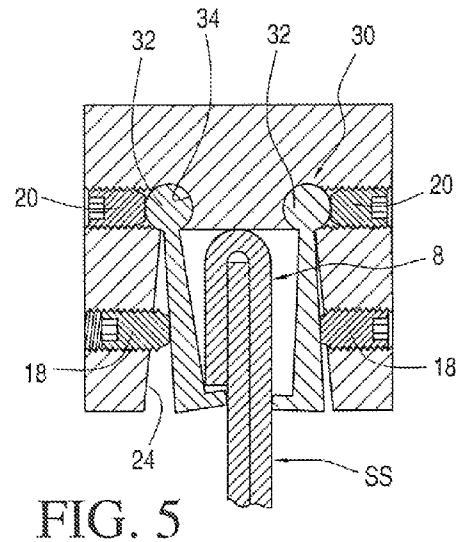
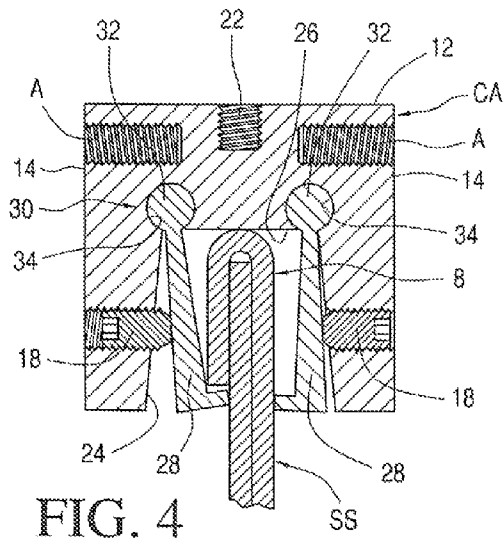
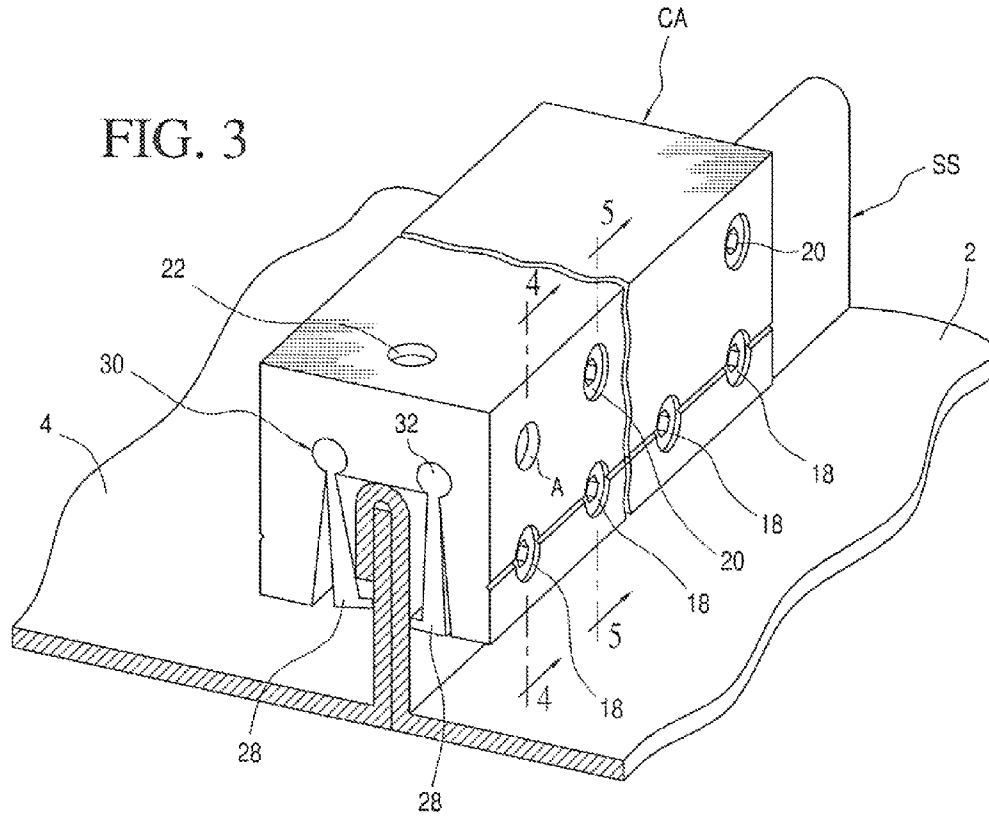


FIG. 2



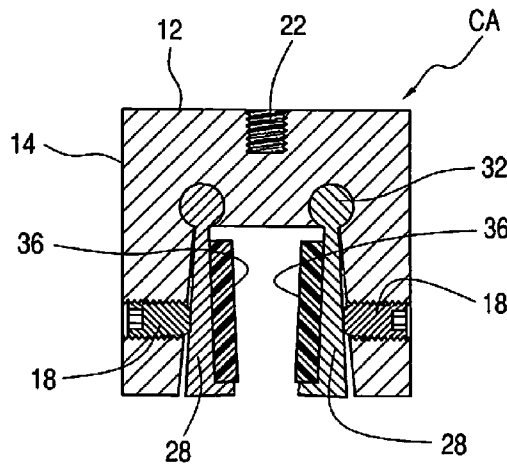


FIG. 6

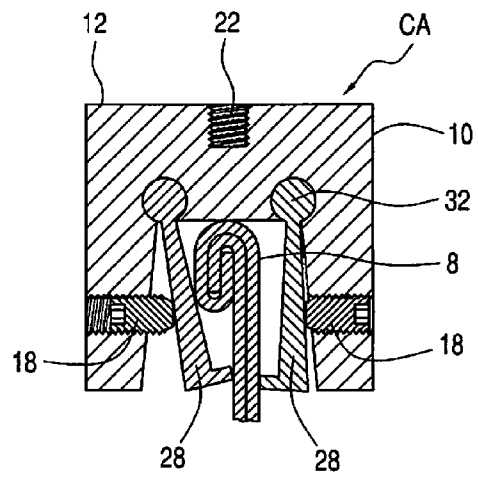


FIG. 7

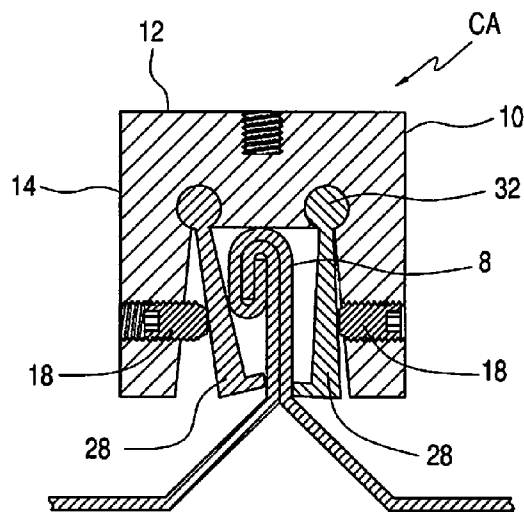


FIG. 8

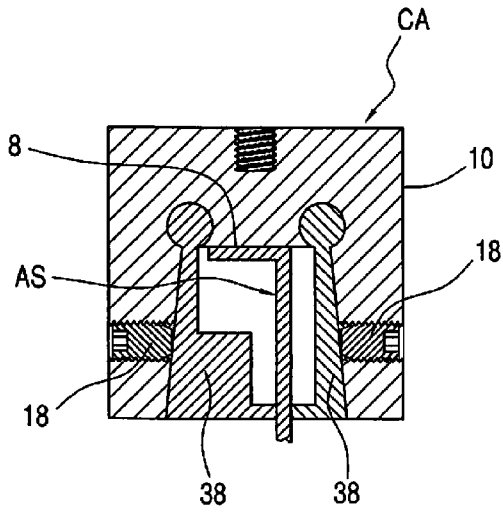


FIG. 9

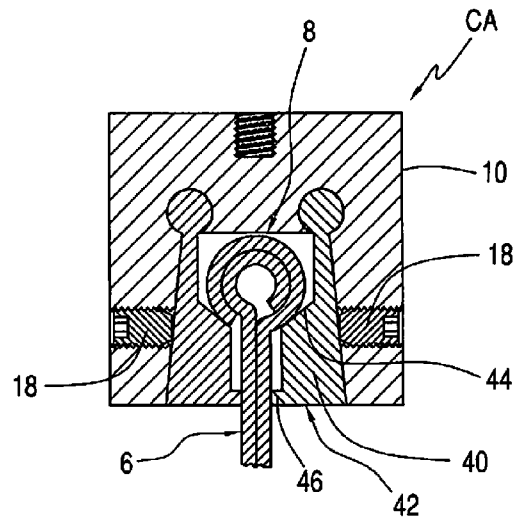


FIG. 10

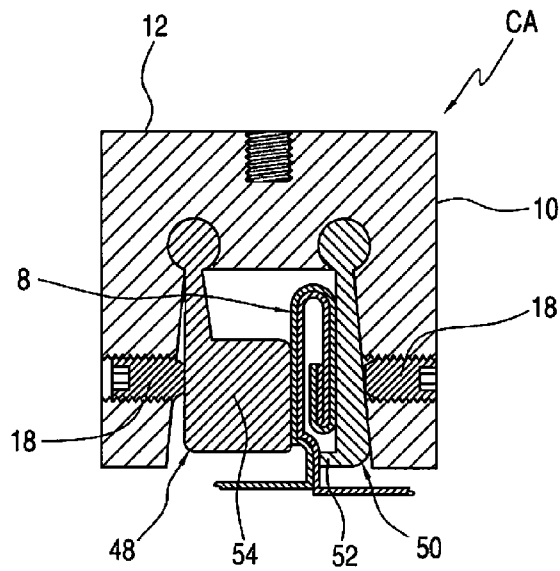


FIG. 11

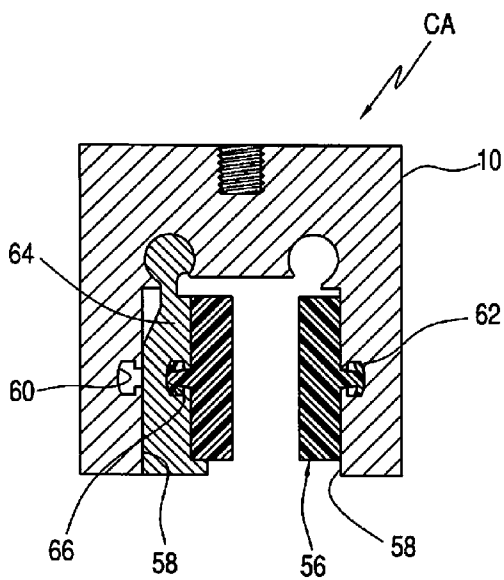


FIG. 12

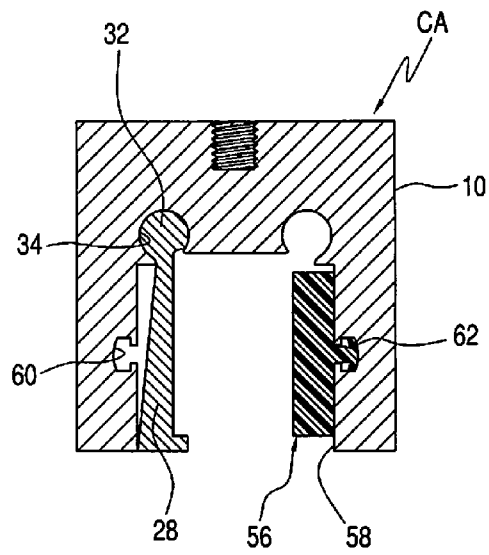


FIG. 13