



Project:

Item Number:

Quantity:

PROFESSIONAL SERIES COUNTERTOP INDUCTION RANGES – INTERNATIONAL



Professional Series Countertop Induction Ranges

DESCRIPTION

These high-efficiency, heavy-duty commercial drop-in induction ranges are designed for use in commercial kitchens and front-of-the-house cooking. They provide sensitive low-end control for cooking sauces, milks and chocolates as well as fast, high temperature cooking.

The case is made from 18-gauge 304 stainless steel with a vitro ceramic top. The ceramic top is easily cleaned with a mild cleaner.

The induction range is equipped with a variety of safety features including:

- Over-heat protection
- Small-article detection
- Pan auto-detection function
- Empty-pan shut-off

Agency Listings



This device complies with Part 18 FCC Rules.

Due to continued product improvement, please consult www.vollrathco.com for current product specifications.

MODELS

- 6954302** Single Hob – Schuko CEE7-7 Plug
- 6954303** Single Hob – UK2-15P Plug
- 6954304** Single Hob – China Plug
- 6954305** Single Hob – AU2-15P Plug
- 6954702** Dual Hob, Front to Back – Schuko CEE7-7 Plug
- 6954703** Dual Hob, Front to Back – UK2-15P Plug
- 6954704** Dual Hob, Front to Back – China Plug

FEATURES

- 100 settings for precise cooking control – set to power level or temperature setting
- Continuous duty induction circuitry for non-stop cooking
- 90% efficiency rating
- Firewall protected circuitry with oversized fans and 18 gauge heavy-duty 18-8 stainless steel casing
- 1-180 minute timer – unit shuts off at end of cycle
- Digital display is easy to clean – no knobs to collect food and it helps prevent accidental temperature changes
- "HOT" warning display for safety
- FCC Part 18 Approved
- Units come with 6' (183 cm) cord and plug and do not require hard wiring
- Rubber feet to prevent slipping of appliance
- Full two-year parts and labor warranty

IMPORTANT

- This appliance is intended for use with induction-ready cookware.
- All models require unrestricted intake and exhaust air ventilation for proper operation of the controls. The maximum intake temperature must not exceed 110°F (43°C). Temperatures are measured in ambient air while all appliances in the kitchen are in operation.
- Countertop models require a minimum clearance of 4 inches (10.2 cm) at the rear and 1 inch (2.5 cm) at the bottom.

WARRANTY: All models shown come with Vollrath's standard warranty against defects in materials and workmanship. For full warranty details, please refer to the Vollrath Equipment and Smallwares Catalog.

Approvals	Date

The Vollrath Company, L.L.C.
 Headquarters
 1236 North 18th Street
 Sheboygan, Wisconsin
 53081-3201 USA
 Tel: 800-624-2051 or
 920-457-4851
 Main Fax: 800-752-5620 or
 920-459-6573
www.vollrathco.com

Vollrath Europe BV
 Beneluxbaan 7
 5121 AD RIJEN
 The Netherlands
 +31161870005

Vollrath of China
 Vollrath Shanghai Trading Limited
 23A, Time Square Plaza | 500
 Zhang Yang Road
 Pudong, Shanghai 200122
 Tel: 86-21-50589580

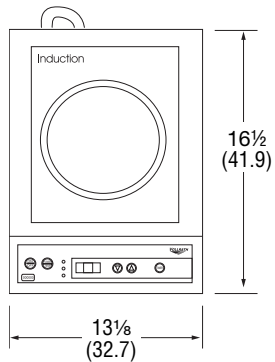
Vollrath de Mexico S. de R.L. de C.V.
 Periferico Sur No. 7980 Edificio 4-E
 Col. Santa Maria Tequepexpan
 45600 Tlaquepaque, Jalisco | Mexico
 Tel: (52) 333-133-6767
 Tel: (52) 333-133-6769
 Fax: (52) 333-133-6768

PROFESSIONAL SERIES COUNTERTOP INDUCTION RANGES – INTERNATIONAL

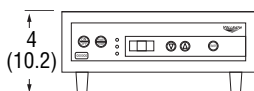
MODELS	6954302 Single Hob – Schuko CEE7-7 Plug	6954702 Dual Hob, Front to Back – Schuko CEE7-7 Plug
	6954303 Single Hob – UK2-15P Plug	6954703 Dual Hob, Front to Back – UK2-15P Plug
	6954304 Single Hob – China Plug	6954704 Dual Hob, Front to Back – China Plug
	6954305 Single Hob – AU2-15P Plug	

DIMENSIONS Shown in inches (cm).

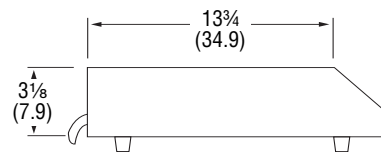
6954302 / 6954303 / 6954304 / 6954305



Top View

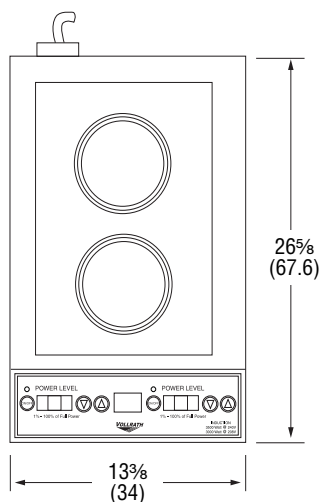


Front View

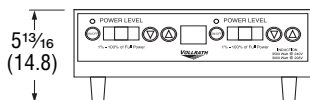


Side View


6954702 / 6954703 / 6954704



Top View



Front View

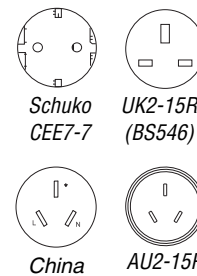


Side View

SPECIFICATIONS

Model	Max Pan Size	Voltage (AC)	KW	Amps	Wall/Supply Side Plug	Shipping Container	Shipping Weight Lb (Kg)
6954302	14 (35.6)	208/240	2.2/2.6	10.8	Schuko CEE7-7	16 x 21 x 7 (40.6 x 53.3 x 17.8)	17.4 (7.9)
6954303					UK2-15P		
6954304					China		
6954305					AU2-15P		
6954702	12 (30.5)	208/240	1.6 - 1.9 Per Hob	15.8	Schuko CEE7-7	21 x 35 x 9 (53.3 x 88.9 x 22.9)	44 (20)
6954702					UK2-15P		
6954702					China		

Receptacles



The Vollrath Company, L.L.C.
 Headquarters
 1236 North 18th Street
 Sheboygan, Wisconsin
 53081-3201 USA
 Tel: 800-624-2051 or
 920-457-4851
 Main Fax: 800-752-5620 or
 920-459-6573
 www.vollrathco.com

Vollrath Europe BV
 Beneluxbaan 7
 5121 AD RIJEN
 The Netherlands
 +31161870005

Vollrath of China
 Vollrath Shanghai Trading Limited
 23A, Time Square Plaza | 500
 Zhang Yang Road
 Pudong, Shanghai 200122
 Tel: 86-21-50589580

Vollrath de Mexico S. de R.L. de C.V.
 Periferico Sur No. 7980 Edificio 4-E
 Col. Santa Maria Tequepexpan
 45600 Tlaquepaque, Jalisco | Mexico
 Tel: (52) 333-133-6767
 Tel: (52) 333-133-6769
 Fax: (52) 333-133-6768