


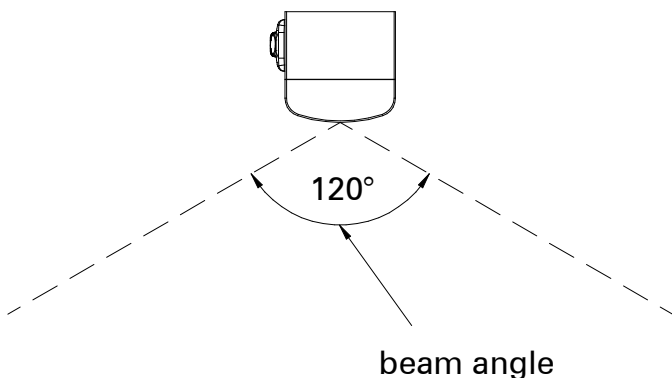



OVERHEAD LIGHT UNIT SUITS 30 AND 40 SERIES PROFILES

SKU: WA-LT-OH



- **Material:** white steel housing
- White defuser - polycarbonate
- Beam angle: 120°
- Colour temperature: 6500K daylight
- Light intensity: 4000 lumens
- 510 lux at 1000mm to the surface
- Supplied with 4m extension lead and 3pin plug
- Suitable for workstations



An energy-efficient solution for ergonomic workplace lighting, offering high light output with low energy consumption. Proper task lighting can significantly enhance efficiency, productivity, and safety. With a natural 6500K light colour, it delivers excellent brightness and helps improve worker concentration.