



**2023 EDITION**

# COMMERCIAL KITCHEN EQUIPMENT



AG Equipment  
5-11 Garfield St, Richmond  
Victoria, 3121

 03-9416-4667

 [sales@agequipment.com.au](mailto:sales@agequipment.com.au)

 [www.agequipment.com.au](http://www.agequipment.com.au)



B900TNV - FRIDGE  
B900BTV - FREEZER

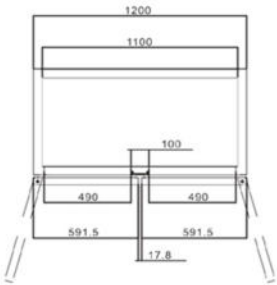


B900TNV - FRIDGE  
B900BTV - FREEZER



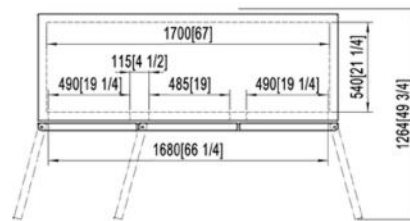
B1400TNV - FRIDGE  
B1400BTV - FREEZER

TOP VIEW

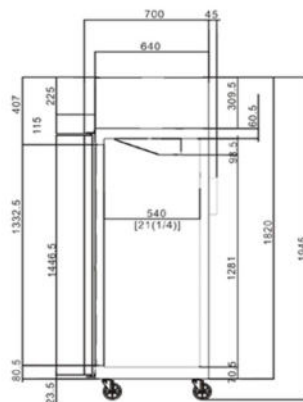
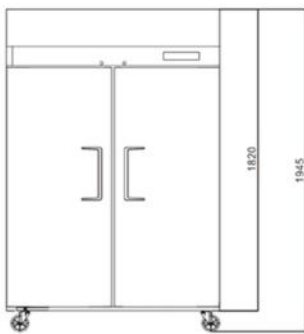


B900TNV  
B900BTV

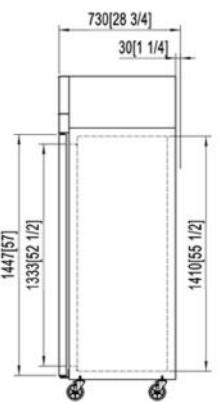
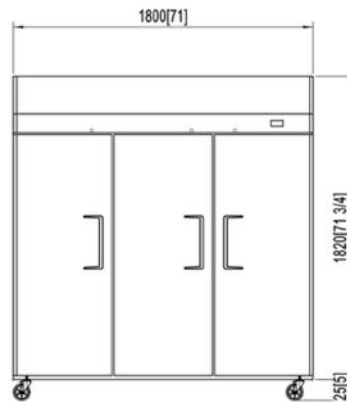
TOP VIEW



B1400TNV  
B1400BTV



SIDE VIEW



SIDE VIEW

# B SERIES STAINLESS STEEL UPRIGHT FRIDGE & FREEZER


## SLIMLINE FRIDGE AND FREEZER

### SPECIFICATIONS

|                                  | B900TNV - FRIDGE       | B900BTV - FREEZER      | B1400TNV - FRIDGE      | B1400BTV - FREEZER     |
|----------------------------------|------------------------|------------------------|------------------------|------------------------|
| <b>CAPACITY</b>                  | 900L                   | 900L                   | 1390L                  | 1390L                  |
| <b>POWER</b>                     | 450W                   | 750W                   | 400W                   | 1400W                  |
| <b>VOLTAGE</b>                   | 220-240v/50Hz          | 220-240v/50Hz          | 220-240v/50Hz          | 220-240v/50Hz          |
| <b>AMPERAGE</b>                  | 2.3 Amp                | 4.5 Amp                | 1.8 Amp                | 7 Amp                  |
| <b>TEMP. RANGE</b>               | 2°C to 8°C             | -17°C to -22°C         | 2°C to 8°C             | -17°C to -22°C         |
| <b>AMBIENT TEMP.</b>             | 40°C @ 40% Humidity    | 40°C @ 40% Humidity    | 40°C @ 55% Humidity    | 40°C @ 55% Humidity    |
| <b>DIMENSIONS<sup>(MM)</sup></b> | 1200(w)x740(d)x1950(h) | 1200(w)x740(d)x1950(h) | 1800(w)x740(d)x1950(h) | 1800(w)x740(d)x1950(h) |
| <b>WARRANTY</b>                  | 2 Years Parts & Labour | 2 Years Parts & Labour | 2 Years Parts & Labour | 2 Years Parts & Labour |

### FEATURES

- 900 Litre and 1390 Litre capacity
- Stainless steel body and doors
- Fan forced ventilated cooling
- Top mounted compressor units
- 3 adjustable wire shelves per door
- Pre-installed caster wheels
- 40°C ambient temperature rating
- Environmentally friendly gas
- Electronic temperature controls
- Lockable doors



CAREL CONTROLLER FOR FREEZER BT



CAREL CONTROLLER FOR FRIDGE TN



CASTER WHEELS



10 AMP AUSTRALIAN PLUG



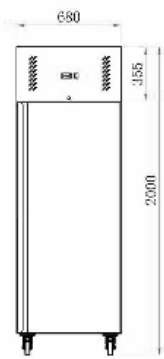
GNX400TN - FRIDGE



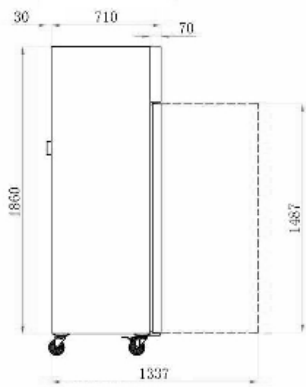
GNX600TN - FRIDGE




GNX1200TN - FRIDGE



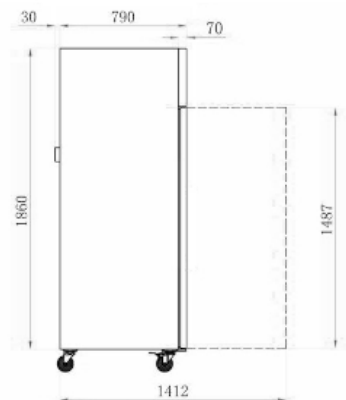
GNX400TN



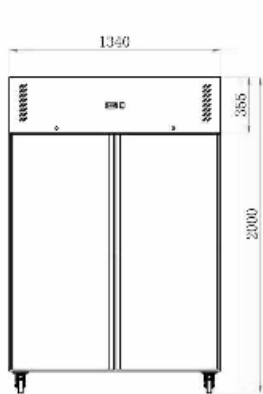
SIDE VIEW




GNX600TN



SIDE VIEW



GNX1200TN



SIDE VIEW

# GNX SERIES STAINLESS STEEL UPRIGHT FRIDGES & FREEZERS

## FRIDGES AND FREEZERS

### SPECIFICATIONS

|                        | <b>GNX400TNV - FRIDGE<br/>GNX400BT - FREEZER</b> | <b>GNX600TN - FRIDGE<br/>GNX600BT - FREEZER</b> | <b>GNX1200TN - FRIDGE<br/>GNX1200BT - FREEZER</b> |
|------------------------|--|---|---|
| <b>CAPACITY</b>        | 429L   | 600L  | 1200L   |
| <b>POWER</b>           | <b>350W / 470W</b>                               | <b>350W / 470W</b>                              | <b>580W / 735W</b>                                |
| <b>VOLTAGE</b>         | 220-240v/50Hz                                    | 220-240v/50Hz                                   | 220-240v/50Hz                                     |
| <b>AMPERAGE</b>        | <b>2.2 Amp / 2.3 Amp</b>                         | <b>2.2 Amp / 2.3 Amp</b>                        | <b>3.2 Amp / 3.9 Amp</b>                          |
| <b>TEMP. RANGE</b>     | +2°C to +8°C / -18°C to -22°C                    | +2°C to +8°C / -18°C to -22°C                   | +2°C to +8°C / -18°C to -22°C                     |
| <b>AMBIENT TEMP.</b>   | <b>43°C @ 65% Humidity</b>                       | <b>43°C @ 65% Humidity</b>                      | <b>43°C @ 65% Humidity</b>                        |
| <b>DIMENSIONS (MM)</b> | 680(w)x710(d)x2010(h)                            | 680(w)x810(d)x2010(h)                           | 1340(w)x810(d)x2010(h)                            |
| <b>WARRANTY</b>        | <b>2 Years Parts &amp; Labour</b>                | <b>2 Years Parts &amp; Labour</b>               | <b>2 Years Parts &amp; Labour</b>                 |

### FEATURES


- 429L, 600L and 1200L capacities
- Stainless steel body & doors
- Fan forced ventilated cooling
- Top mounted compressor units
- 5 adjustable wire shelves per door
- Pre-installed caster wheels
- 43°C ambient temperature rating
- ZEL compressor (fridge) & CUBIGEL compressor (freezer)
- Environmentally friendly R290 gas
- Dixell Controller
- Electronic temperature controls
- Lockable, self closing doors



VENTILATION FAN



ADJUSTABLE SHELIVING



LOCKABLE DOORS



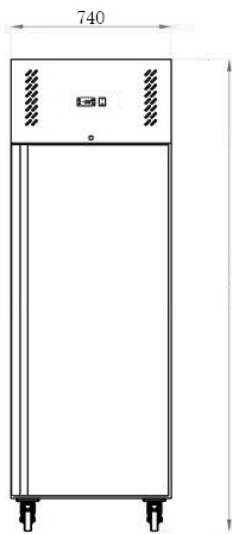
10 AMP AUSTRALIAN PLUG



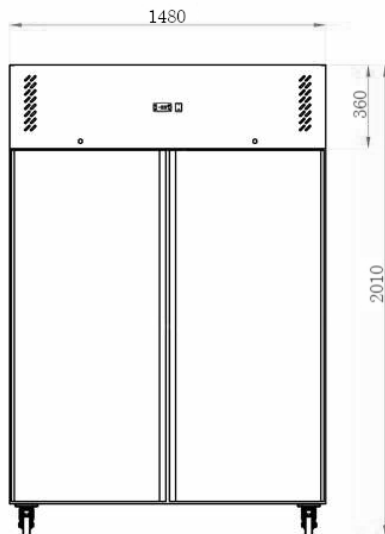
GNX650TN - FRIDGE  
GNX650BT - FREEZER



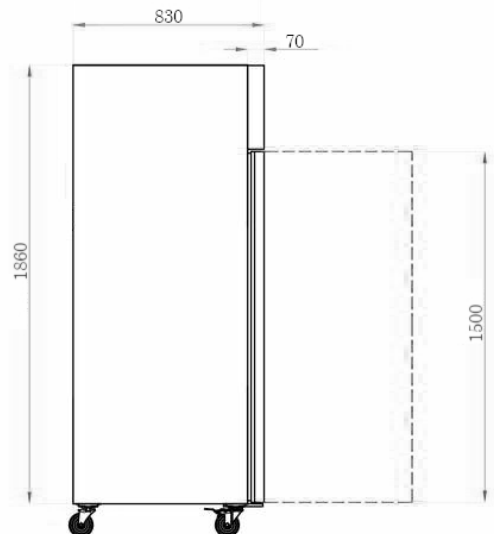
GNX1400TN - FRIDGE  
GNX1400BT - FREEZER



GNX650TN  
GNX650BT



GNX1400TN  
GNX1400BT



SIDE VIEW

# GNX SERIES STAINLESS STEEL UPRIGHT FRIDGE & FREEZER


## UPRIGHT FRIDGE AND FREEZER

### SPECIFICATIONS


|                                  | GNX650TN - FRIDGE                 | GNX650BT - FREEZER                | GNX1400TN - FRIDGE                | GNX1400BT - FREEZER               |
|----------------------------------|-----------------------------------|-----------------------------------|-----------------------------------|-----------------------------------|
| <b>CAPACITY</b>                  | 650L                              | 650L                              | 1300L                             | 1300L                             |
| <b>POWER</b>                     | <b>430W</b>                       | <b>715W</b>                       | <b>500W</b>                       | <b>740W</b>                       |
| <b>VOLTAGE</b>                   | 220-240v/50Hz                     | 220-240v/50Hz                     | 220-240v/50Hz                     | 220-240v/50Hz                     |
| <b>AMPERAGE</b>                  | <b>2.8 Amp</b>                    | <b>4.2 Amp</b>                    | <b>2.95 Amp</b>                   | <b>4.75 Amp</b>                   |
| <b>TEMP. RANGE</b>               | +2°C to +8°C                      | -18°C to -22°C                    | +2°C to +8°C                      | -18°C to -22°C                    |
| <b>AMBIENT TEMP.</b>             | <b>43°C @ 65% Humidity</b>        | <b>43°C @ 65% Humidity</b>        | <b>43°C @ 65% Humidity</b>        | <b>43°C @ 65% Humidity</b>        |
| <b>DIMENSIONS<sup>(MM)</sup></b> | 740(w)x830(d)x2010(h)             | 740(w)x830(d)x2010(h)             | 1480(w)x830(d)x2010(h)            | 1480(w)x830(d)x2010(h)            |
| <b>WARRANTY</b>                  | <b>2 Years Parts &amp; Labour</b> | <b>2 Years Parts &amp; Labour</b> | <b>2 Years Parts &amp; Labour</b> | <b>2 Years Parts &amp; Labour</b> |

### FEATURES


- 650L and 1300L capacities
- Stainless steel body & doors
- Fan forced ventilated cooling
- Top mounted compressor units
- 5 adjustable wire shelves per door
- Pre-installed caster wheels
- 43°C ambient temperature rating
- Environmentally friendly gas
- Electronic temperature controls
- Lockable self closing doors



DIXELL  
CONTROLLER FOR  
FRIDGE TN



DIXELL  
CONTROLLER FOR  
FREEZER BT



LOCKABLE DOORS



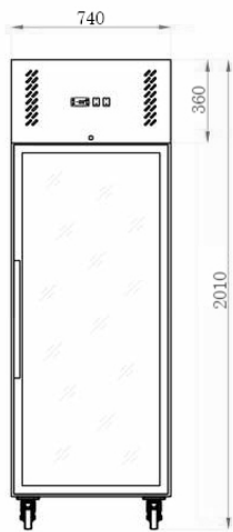
ADJUSTABLE SHELVES



GNX650TNG - FRIDGE



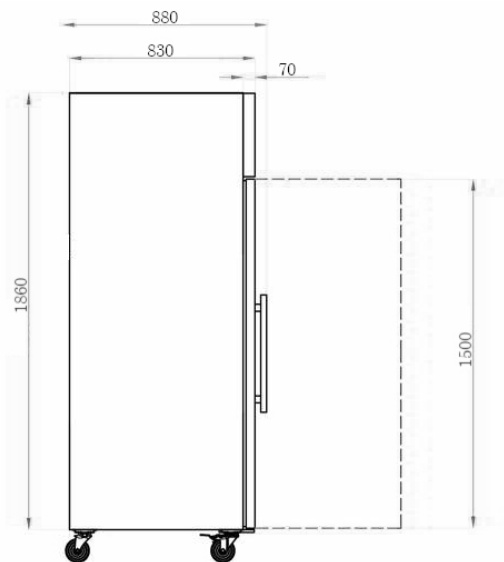
GNX1400TNG - FRIDGE



GNX650TNG



GNX1400TNG



SIDE VIEW



# GNX SERIES GLASS DOOR UPRIGHT FRIDGES

## UPRIGHT FRIDGES

### SPECIFICATIONS

|                        | GNX650TNG                         | GNX1400TNG                        |
|------------------------|-----------------------------------|-----------------------------------|
| <b>CAPACITY</b>        | 650L                              | 1300L                             |
| <b>POWER</b>           | <b>430W</b>                       | <b>500W</b>                       |
| <b>VOLTAGE</b>         | 220-240v/50Hz                     | 220-240v/50Hz                     |
| <b>AMPERAGE</b>        | <b>2.8 Amp</b>                    | <b>2.95 Amp</b>                   |
| <b>TEMP. RANGE</b>     | +2°C to +8°C                      | +2°C to +8°C                      |
| <b>AMBIENT TEMP.</b>   | <b>43°C @ 65% Humidity</b>        | <b>43°C @ 65% Humidity</b>        |
| <b>DIMENSIONS (MM)</b> | 740(w)x830(d)x2010(h)             | 1480(w)x830(d)x2010(h)            |
| <b>WARRANTY</b>        | <b>2 Years Parts &amp; Labour</b> | <b>2 Years Parts &amp; Labour</b> |

### FEATURES


- 650 Litre and 1300 Litre capacity
- Stainless steel body & double glazed glass doors
- Fan forced ventilated cooling
- Top mounted compressor units
- 5 adjustable wire shelves per door
- Internal LED lighting
- Pre-installed caster wheels
- 43°C ambient temperature rating
- Environmentally friendly gas
- Electronic temperature controls
- Lockable self closing doors



ADJUSTABLE  
SHELVING



COMPRESSOR



LOCKABLE DOORS



10 AMP  
AUSTRALIAN PLUG



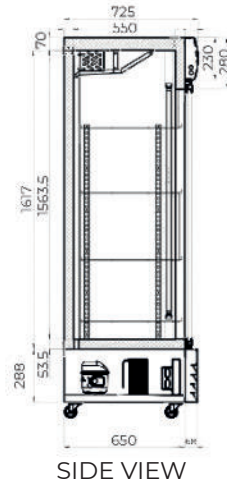
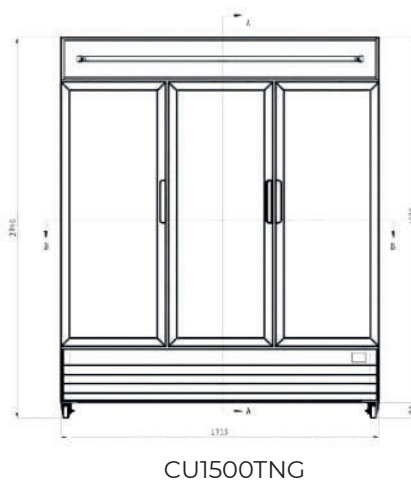
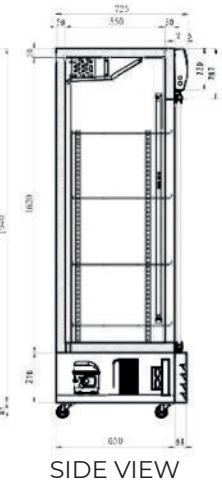
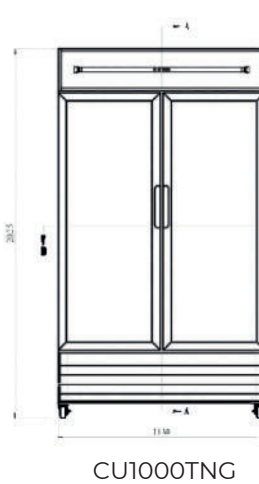
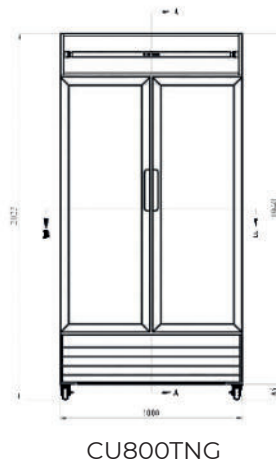
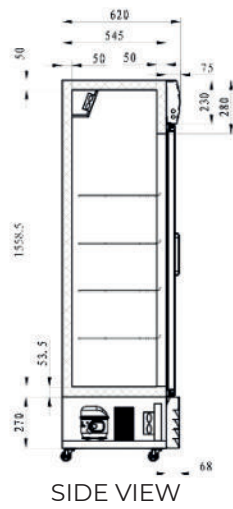

CU420TNG - FRIDGE



CU1000TNG - FRIDGE



CU1500TNG - FRIDGE



# CU SERIES GLASS DOOR UPRIGHT DISPLAY FRIDGES

## SLIMLINE FRIDGES

### SPECIFICATIONS

|                        | CU420TNG - FRIDGE     | CU800TNG - FRIDGE      | CU1000TNG-FRIDGE<br>CU1000TNG-SD-FRIDGE | CU1500TNG- FRIDGE       |
|------------------------|-----------------------|------------------------|---|-------------------------|
| <b>CAPACITY</b>        | 420L                  | 800L                   | 1000L                                   | 1500L                   |
| <b>POWER</b>           | 250W                  | 680W                   | 680W                                    | 700W                    |
| <b>VOLTAGE</b>         | 220-240v/50Hz         | 220-240v/50Hz          | 220-240v/50Hz                           | 220-240v/50Hz           |
| <b>AMPERAGE</b>        | 1.4 Amp               | 3.7 Amp                | 3.7 Amp                                 | 4.0 Amp                 |
| <b>REFRIGERANT</b>     | R600a/75g             | R290/120g              | R290/150g                               | R290/120g               |
| <b>TEMP. RANGE</b>     | 2°C to 8°C            | 2°C to 8°C             | 2°C to 8°C                              | 2°C to 8°C              |
| <b>AMBIENT TEMP.</b>   | 43°C                  | 43°C                   | 43°C                                    | 43°C                    |
| <b>DIMENSIONS (MM)</b> | 610(w)x620(d)x2000(h) | 1000(w)x725(d)x2025(h) | 1130(w)x725(d)x2025(h)                  | 1710(w) x720(d)x2055(h) |
| <b>WARRANTY</b>        | 1 Year Parts & Labour | 1 Year Parts & Labour  | 1 Year Parts & Labour                   | 1 Year Parts & Labour   |

### FEATURES

- 420L to 1500L capacities
- Black front & white body (powder coated)
- Fan forced ventilated cooling
- Bottom mounted compressor units
- Adjustable wire shelves
- Temp. range : 2°C to 8°C
- 43°C ambient temperature rating
- Carel controller
- Internal LED lighting
- Lockable, self closing doors
- Pre-installed wheels



CAREL  
CONTROLLER



ADJUSTABLE  
SHELVING



LOCKABLE DOORS



10 AMP  
AUSTRALIAN PLUG



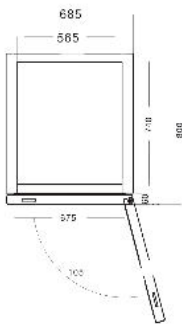
WS540BTG - FREEZER



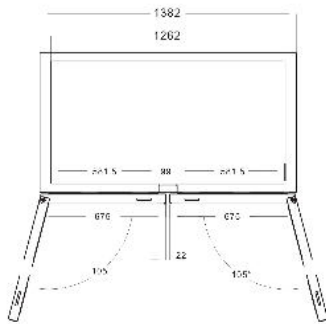
WS1300BTG - FREEZER



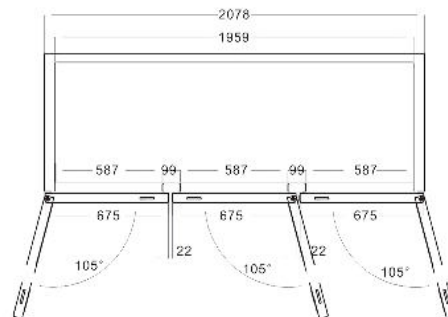
WS1900BTG - FREEZER



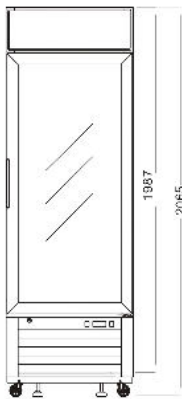
WS540BTG



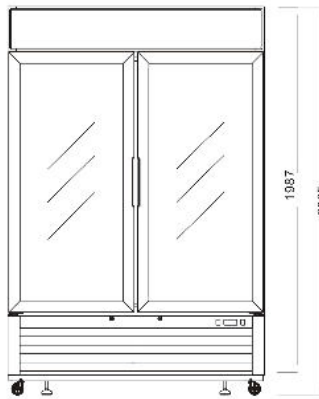
WS1300BTG



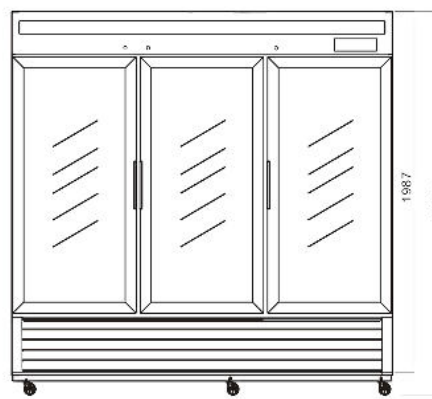
WS1900BTG



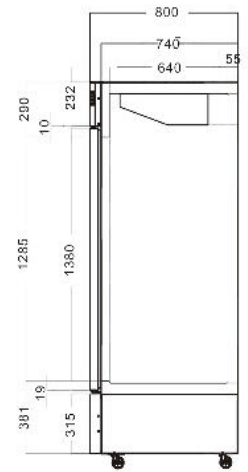
WS540BTG



WS1300BTG



WS1900BTG



SIDE VIEW

# WS SERIES GLASS DOOR UPRIGHT DISPLAY FREEZERS

FRIDGES AND FREEZERS

## SPECIFICATIONS

|                        | WS540BTG - FREEZER    | WS1300BTG - FREEZER    | WS1900BTG - FREEZER    |
|------------------------|-----------------------|------------------------|------------------------|
| <b>CAPACITY</b>        | 540L                  | 1320L                  | 1900L                  |
| <b>POWER</b>           | <b>750W</b>           | <b>1100W</b>           | <b>1560W</b>           |
| <b>VOLTAGE</b>         | 220-240v/50Hz         | 220-240v/50Hz          | 220-240v/50Hz          |
| <b>AMPERAGE</b>        | <b>4.4 Amp</b>        | <b>5.3 Amp</b>         | <b>7.7 Amp</b>         |
| <b>REFRIGERANT</b>     | R290 / 120g           | R290 / 150g            | R290 / 150g            |
| <b>AMBIENT TEMP.</b>   | -17°C to -20°C        | -17°C to -20°C         | -17°C to -20°C         |
| <b>TEMP. RANGE</b>     | 32°C                  | 32°C                   | 32°C                   |
| <b>DIMENSIONS (MM)</b> | 685(w)x800(d)x2065(h) | 1382(w)x800(d)x2065(h) | 2079(w)x800(d)x2065(h) |
| <b>WARRANTY</b>        | 2 Year Parts & Labour | 2 Year Parts & Labour  | 2 Year Parts & Labour  |

## FEATURES


- 540L to 1900L capacities
- Black front & white body (powder coated)
- Fan forced ventilated cooling
- Bottom mounted compressor units
- 5 adjustable wire shelves per door
- Temp. range : -17°C to -20°C
- 32°C Ambient temperature rating
- Embraco Compressor
- Carel Controller
- Internal LED lighting
- Lockable, self closing doors
- Pre-installed wheels



CAREL CONTROLLER



ADJUSTABLE SHELVING



LED LIGHTING



VENTILATED COOLING



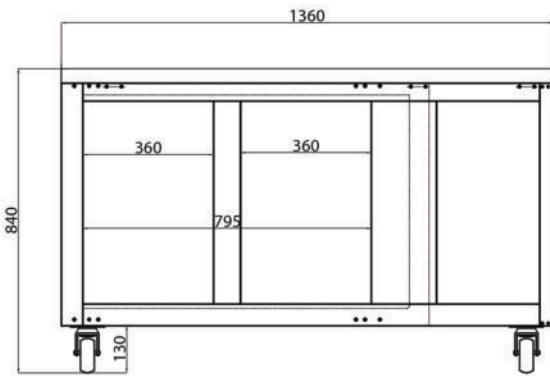
SLX2100TN



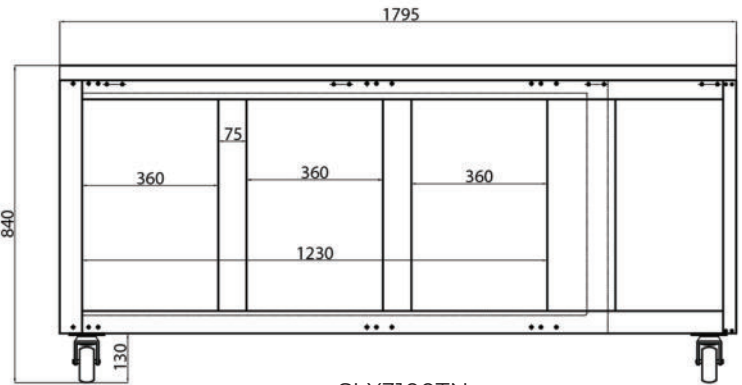
SLX3100TN



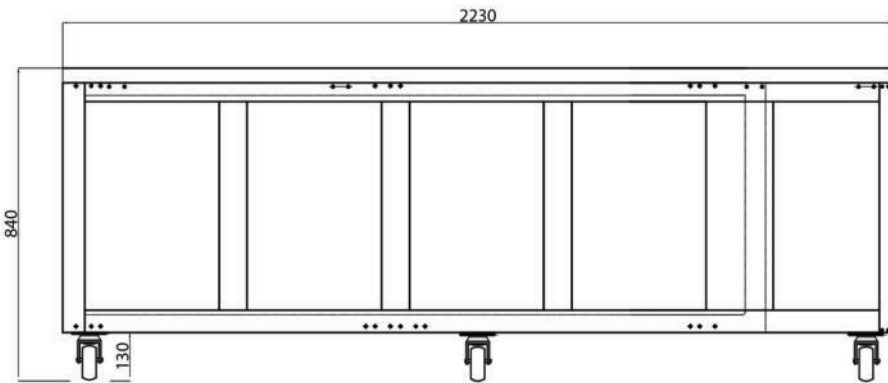
SLX4100TN



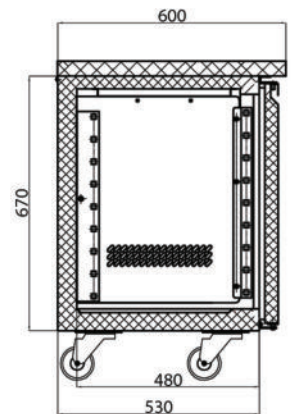
SLX2100TN



SLX3100TN



SLX4100TN



SIDE VIEW

# SLX SERIES STAINLESS STEEL UNDERBENCH FRIDGES


## SLIMLINE UNDERBENCH FRIDGES

### SPECIFICATIONS

|                        | SLX2100TN - FRIDGE     | SLX3100TN - FRIDGE     | SLX4100TN - FRIDGE     |
|------------------------|------------------------|------------------------|------------------------|
| <b>CAPACITY</b>        | 228L                   | 339L                   | 449L                   |
| <b>POWER</b>           | 300W                   | 320W                   | 320W                   |
| <b>VOLTAGE</b>         | 220-240v / 50Hz        | 220-240v / 50Hz        | 220-240v / 50Hz        |
| <b>AMPERAGE</b>        | 2.1 Amp                | 2.3 Amp                | 2.3 Amp                |
| <b>TEMP. RANGE</b>     | +2°C to +8°C           | +2°C to +8°C           | +2°C to +8°C           |
| <b>AMBIENT TEMP.</b>   | 43°C @ 65% Humidity    | 43°C @ 65% Humidity    | 43°C @ 65% Humidity    |
| <b>DIMENSIONS (MM)</b> | 1360(w)x600(d)x850(h)  | 1795(w)x600(d)x850(h)  | 2230(w)x600(d)x850(h)  |
| <b>WARRANTY</b>        | 2 Years Parts & Labour | 2 Years Parts & Labour | 2 Years Parts & Labour |

### FEATURES


- Slimline body style
- 228 Litre, 339 Litre and 449 Litre capacity
- Stainless steel body, doors and worktop
- Fan forced ventilated cooling
- Side mounted compressor units
- 2 adjustable wire shelves per door
- Centre shelf connectors
- Pre-installed caster wheels
- 43°C ambient temperature rating
- Environmentally friendly gas
- Electronic temperature controls
- Self closing doors



DIXELL CONTROLLER FRIDGE



ADJUSTABLE SHELVES



ACCESSIBLE CONDENSER



10 AMP AUSTRALIAN PLUG



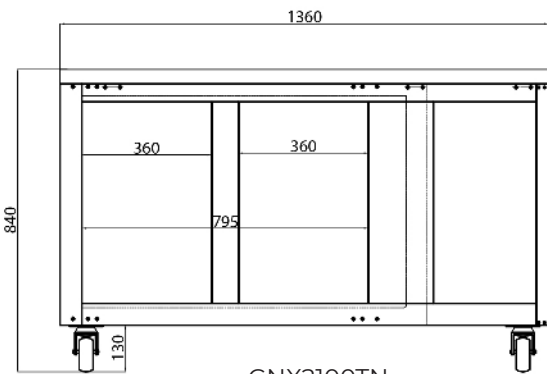
GNX2100TN  
GNX2100BT



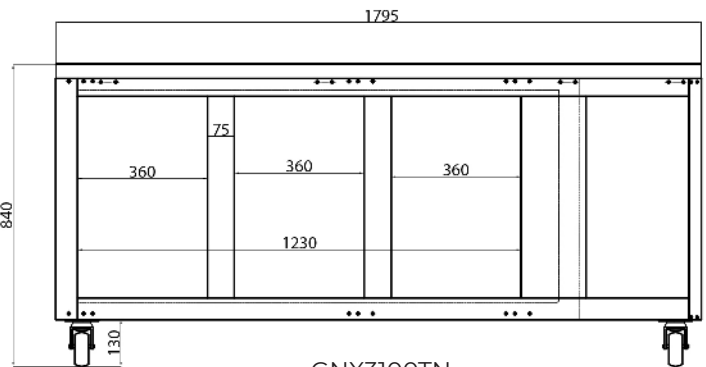
GNX3100TN  
GNX3100BT



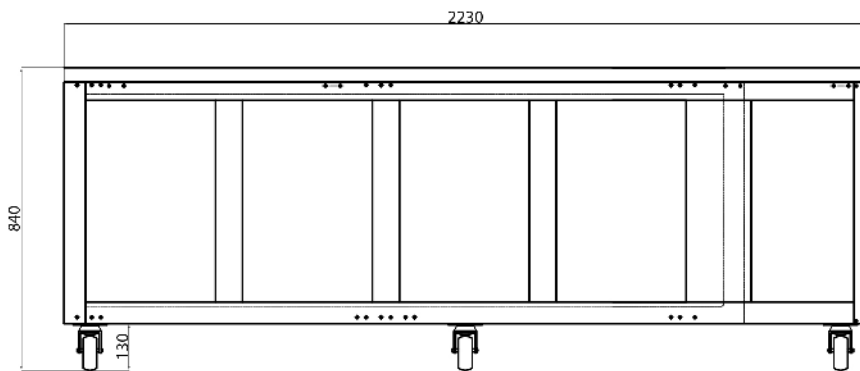
GNX4100TN



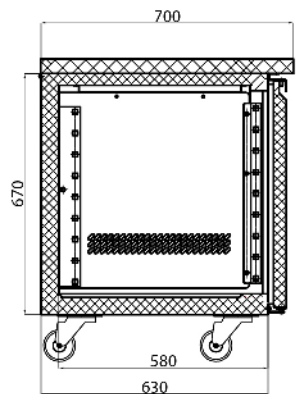
GNX2100TN  
GNX2100BT



GNX3100TN  
GNX3100BT



GNX4100TN



SIDE VIEW



# GNX SERIES STAINLESS STEEL COUNTER FRIDGES & FREEZERS


## FRIDGES & FREEZERS

### SPECIFICATIONS


|                        | <b>GNX2100TN - FRIDGE<br/>GNX2100BT - FREEZER</b> | <b>GNX3100TN - FRIDGE<br/>GNX3100BT - FREEZER</b> | <b>GNX4100TN - FRIDGE</b>         |
|------------------------|---|---|-----------------------------------|
| <b>CAPACITY</b>        | 282L  | 417L  | 553L                              |
| <b>POWER</b>           | <b>300W / 460W</b>                                | <b>320W / 715W</b>                                | <b>320W</b>                       |
| <b>VOLTAGE</b>         | 220-240v / 50Hz                                   | 220-240v / 50Hz                                   | 220-240v / 50Hz                   |
| <b>AMPERAGE</b>        | <b>2.1 Amp / 3.8 Amp</b>                          | <b>2.3 Amp / 4.2 Amp</b>                          | <b>2.3 Amp</b>                    |
| <b>TEMP. RANGE</b>     | +2°C to +8°C / -18°C to -22°C                     | +2°C to +8°C / -18°C to -22°C                     | +2°C to +8°C                      |
| <b>AMBIENT TEMP.</b>   | <b>43°C / 38°C @ 65% Humidity</b>                 | <b>43°C / 38°C @ 65% Humidity</b>                 | <b>43°C @ 65% Humidity</b>        |
| <b>DIMENSIONS (MM)</b> | 1360(w)x700(d)x860(h)                             | 1795(w)x700(d)x860(h)                             | 2230(w)x700(d)x860(h)             |
| <b>WARRANTY</b>        | <b>2 Years Parts &amp; Labour</b>                 | <b>2 Years Parts &amp; Labour</b>                 | <b>2 Years Parts &amp; Labour</b> |

### FEATURES

- Slimline body style
- 282 Litre, 417 Litre and 553 Litre capacity
- Stainless steel body, doors and worktop
- Fan forced ventilated cooling
- Side mounted compressor units
- 2 adjustable wire shelves per door
- Centre shelf connectors
- Pre-installed caster wheels
- Environmentally friendly gas
- Electronic temperature controls
- Self closing doors
- 38°C for Freezer and 43°C for fridges ambient temperature rating




Dixell Controller  
Fridge



Dixell Controller  
Freezer



Centre Shelf Joiner



Accessible Condenser



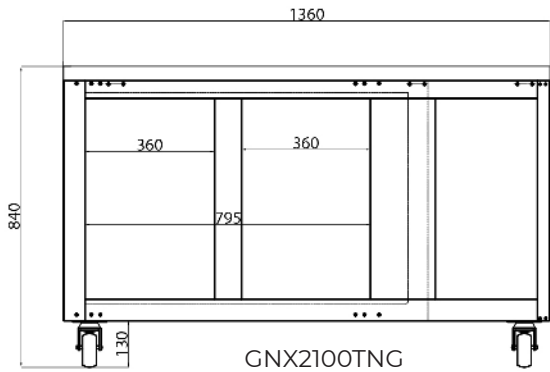
GNX2100TNG



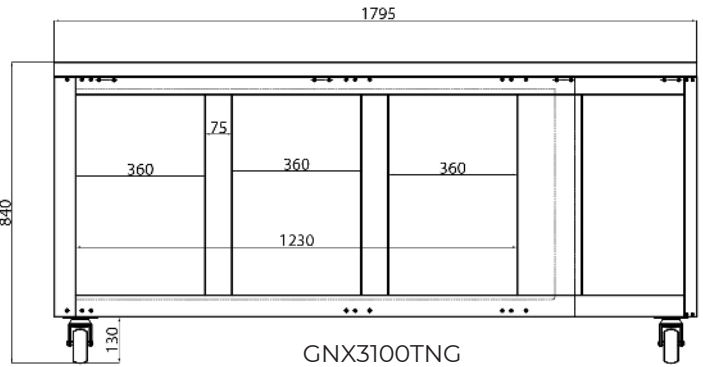
GNX3100TNG



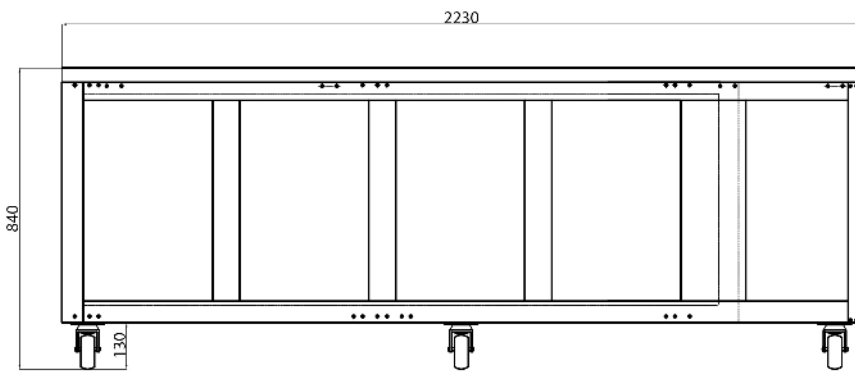
GNX4100TNG



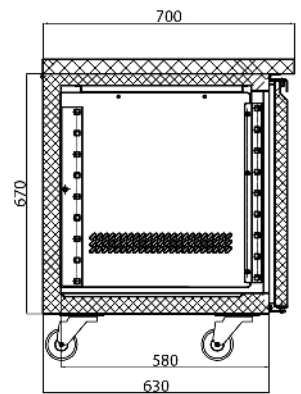
GNX2100TNG



GNX3100TNG



GNX4100TNG



SIDE VIEW

# GNX SERIES GLASS DOOR UNDERBENCH FRIDGES


## FRIDGES

### SPECIFICATIONS

|                        | GNX2100TNG             | GNX3100TNG             | GNX4100TNG             |
|------------------------|------------------------|------------------------|------------------------|
| <b>CAPACITY</b>        | 282L                   | 417L                   | 553L                   |
| <b>POWER</b>           | 300W                   | 320W                   | 320W                   |
| <b>VOLTAGE</b>         | 220-240v / 50Hz        | 220-240v / 50Hz        | 220-240v / 50Hz        |
| <b>AMPERAGE</b>        | 2.1 Amp                | 2.3 Amp                | 2.3 Amp                |
| <b>TEMP. RANGE</b>     | +2°C to +8°C           | +2°C to +8°C           | +2°C to +8°C           |
| <b>AMBIENT TEMP.</b>   | 43°C @ 65% Humidity    | 43°C @ 65% Humidity    | 43°C @ 65% Humidity    |
| <b>DIMENSIONS (MM)</b> | 1360(w)x700(d)x860(h)  | 1795(w)x700(d)x860(h)  | 2230(w)x700(d)x860(h)  |
| <b>WARRANTY</b>        | 2 Years Parts & Labour | 2 Years Parts & Labour | 2 Years Parts & Labour |

### FEATURES


- 282 Litre, 417 Litre and 553 Litre capacity
- Stainless steel body and worktop with double-glazed glass doors
- Fan forced ventilated cooling
- Side mounted compressor units
- 2 adjustable wire shelves per door
- Centre shelf connectors
- Pre-installed caster wheels
- 43°C ambient temperature rating
- Environmentally friendly gas
- Electronic temperature controls
- Self closing doors



DIXELL CONTROLLER



CENTRE SHELF JOINER



ACCESSIBLE CONDENSER



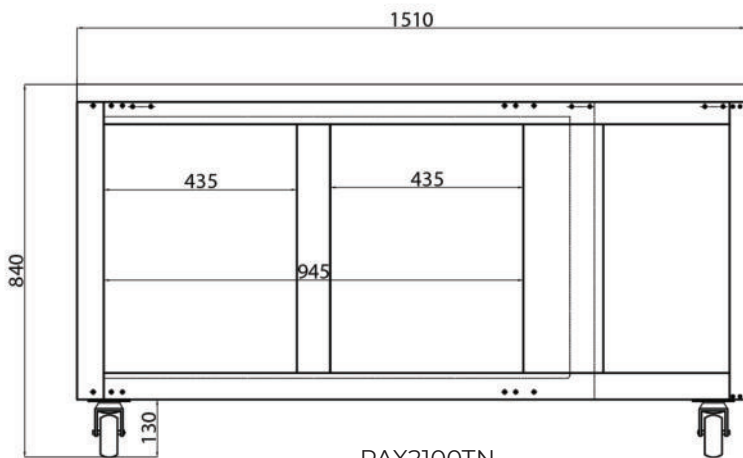
10 AMP AUSTRALIAN PLUG



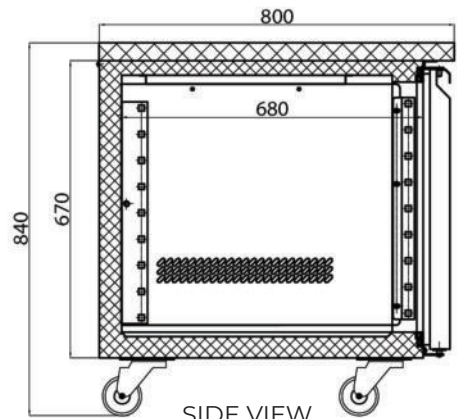
PAX2100TN



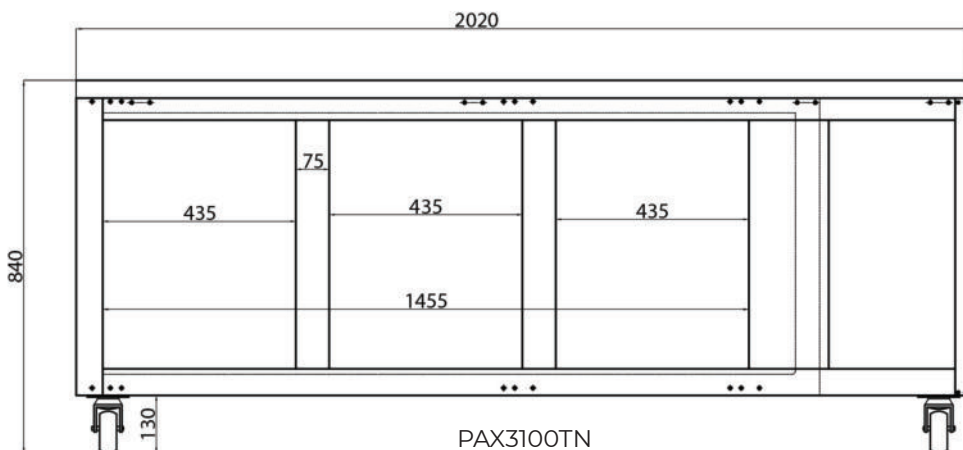
PAX3100TN



PAX2100TN



SIDE VIEW



PAX3100TN

# PA SERIES STAINLESS STEEL UNDERBENCH FRIDGES


## FRIDGES

### SPECIFICATIONS

|                        | PAX2100TN              | PAX3100TN              |
|------------------------|------------------------|------------------------|
| <b>CAPACITY</b>        | 390L                   | 580L                   |
| <b>POWER</b>           | 300W                   | 320W                   |
| <b>VOLTAGE</b>         | 220-240v / 50Hz        | 220-240v / 50Hz        |
| <b>AMPERAGE</b>        | 2.1 Amp                | 2.3 Amp                |
| <b>TEMP. RANGE</b>     | +2°C to +8°C           | +2°C to +8°C           |
| <b>AMBIENT TEMP.</b>   | 43°C @ 65% Humidity    | 43°C @ 65% Humidity    |
| <b>DIMENSIONS (MM)</b> | 1510(w)x800(d)x850(h)  | 2020(w)x800(d)x850(h)  |
| <b>WARRANTY</b>        | 2 Years Parts & Labour | 2 Years Parts & Labour |

### FEATURES


- 390 Litre and 580 Litre capacity
- Stainless steel body, doors and worktop
- Fan forced ventilated cooling
- Side mounted compressor units
- 2 adjustable wire shelves per door
- Centre shelf connectors
- Pre-installed caster wheels
- 43°C ambient temperature rating
- Environmentally friendly gas
- Electronic temperature controls
- Self closing doors



DIXELL CONTROLLER



CENTRE SHELF JOINER



ACCESSIBLE CONDENSER



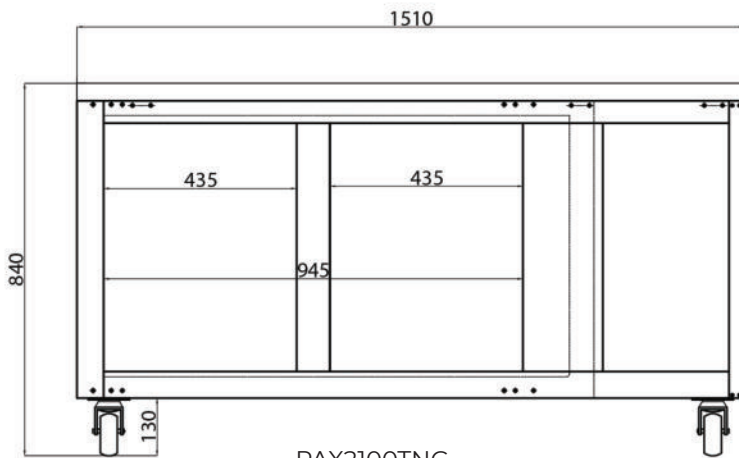
10 AMP AUSTRALIAN PLUG



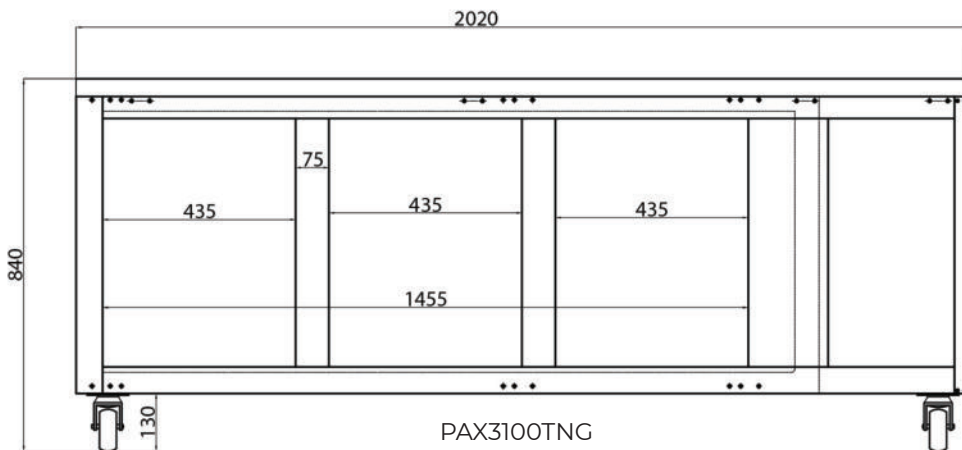
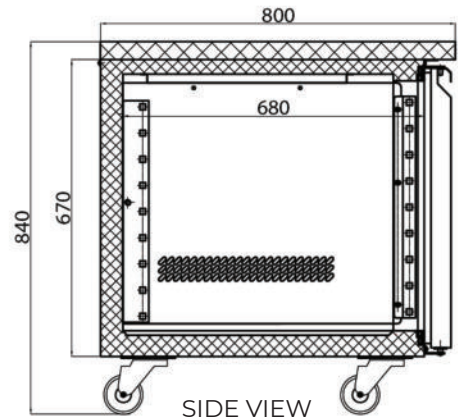
PAX2100TNG



PAX3100TNG



PAX2100TNG



PAX3100TNG

# PA SERIES GLASS DOOR UNDERBENCH FRIDGES


## FRIDGES

### SPECIFICATIONS

|                        | PAX2100TNG             | PAX3100TNG             |
|------------------------|------------------------|------------------------|
| <b>CAPACITY</b>        | 390L                   | 580L                   |
| <b>POWER</b>           | 300W                   | 320W                   |
| <b>VOLTAGE</b>         | 220-240v / 50Hz        | 220-240v / 50Hz        |
| <b>AMPERAGE</b>        | 2.1 Amp                | 2.3 Amp                |
| <b>TEMP. RANGE</b>     | +2°C to +8°C           | +2°C to +8°C           |
| <b>AMBIENT TEMP.</b>   | 43°C @ 65% Humidity    | 43°C @ 65% Humidity    |
| <b>DIMENSIONS (MM)</b> | 1510(w)x800(d)x850(h)  | 2020(w)x800(d)x850(h)  |
| <b>WARRANTY</b>        | 2 Years Parts & Labour | 2 Years Parts & Labour |

### FEATURES


- 390 Litre and 580 Litre capacity
- Stainless steel body and worktop with double-glazed glass doors
- Fan forced ventilated cooling
- Side mounted compressor units
- 2 adjustable wire shelves per door
- Centre shelf connectors
- Pre-installed caster wheels
- 43°C ambient temperature rating
- Environmentally friendly gas
- Electronic temperature controls
- Self closing doors



DIXELL CONTROLLER



CENTRE SHELF JOINER



ACCESSIBLE CONDENSER



10 AMP AUSTRALIAN PLUG



1BBR-H



2BBR-H



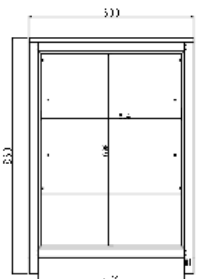
3BBR-H



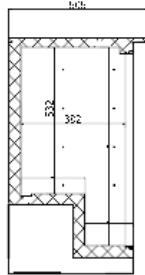
2SBR-H



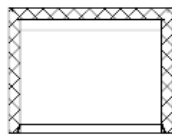
3SBR-H



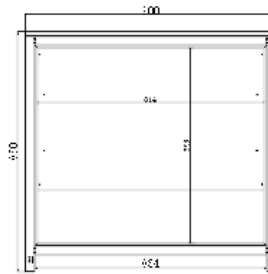
1BBR-H/1SBR-H



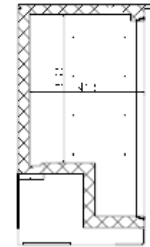
SIDE VIEW



TOP VIEW



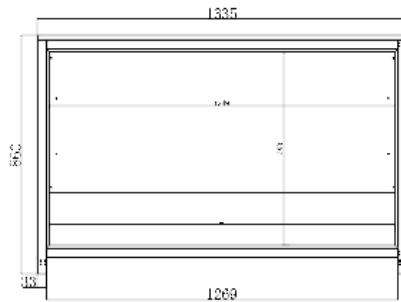
2BBR-H/2SBR-H



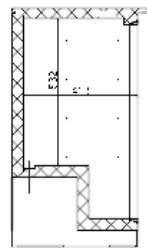
SIDE VIEW



TOP VIEW



3BBR-H/ 3SBR-H



SIDE VIEW



# BACK BAR FRIDGES - HINGE DOOR

## BAR FRIDGES

### SPECIFICATIONS

|                        | <b>1BBR-H - BLACK</b><br><b>1SBR-H - STAINLESS</b> | <b>2BBR-H - BLACK</b><br><b>2SBR-H - STAINLESS</b> | <b>3BBR-H - BLACK</b><br><b>3SBR-H - STAINLESS</b> |
|------------------------|--|--|--|
| <b>CAPACITY</b>        | 126L   | 220L   | 320L   |
| <b>POWER</b>           | <b>185W</b>  | <b>200W</b>  | <b>245W</b>  |
| <b>VOLTAGE</b>         | 220-240v/50Hz                                      | 220-240v/50Hz                                      | 220-240v/50Hz                                      |
| <b>AMPERAGE</b>        | <b>1.15 Amp</b>                                    | <b>1.2 Amp</b>                                     | <b>1.5 Amp</b>                                     |
| <b>TEMP. RANGE</b>     | +2°C to +8°C                                       | +2°C to +8°C                                       | +2°C to +8°C                                       |
| <b>AMBIENT TEMP.</b>   | <b>38°C @ 65% Humidity</b>                         | <b>38°C @ 65% Humidity</b>                         | <b>38°C @ 65% Humidity</b>                         |
| <b>DIMENSIONS (MM)</b> | 600(w)x505(d)x875(h)                               | 900(w)x505(d)x875(h)                               | 1335(w)x505(d)x875(h)                              |
| <b>WARRANTY</b>        | <b>1 Years Parts &amp; Labour</b>                  | <b>1 Years Parts &amp; Labour</b>                  | <b>1 Years Parts &amp; Labour</b>                  |

### FEATURES

- 126 Litre, 220 Litre and 320 Litre capacity
- Powder coated or stainless steel body and doors
- Fan forced ventilated cooling
- Bottom back mounted compressor units
- 2 adjustable wire shelves per door
- 38°C ambient temperature rating
- Environmentally friendly R290 gas
- Carel Electronic temperature controls
- CUBIGEL compressor
- Self closing doors



CAREL  
CONTROLLER  
SPLASHPROOF  
COVER



LOCKABLE DOORS



ADJUSTABLE  
SHELVES



MIRROR INTERNALS  
SS MODELS



2BBR-S



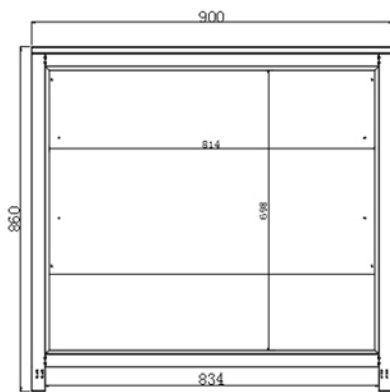
2BBR-S



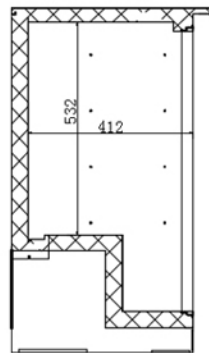
3BBR-S



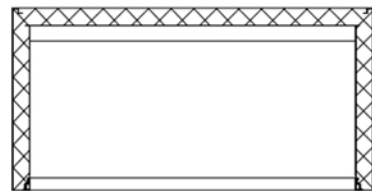
3BBR-S



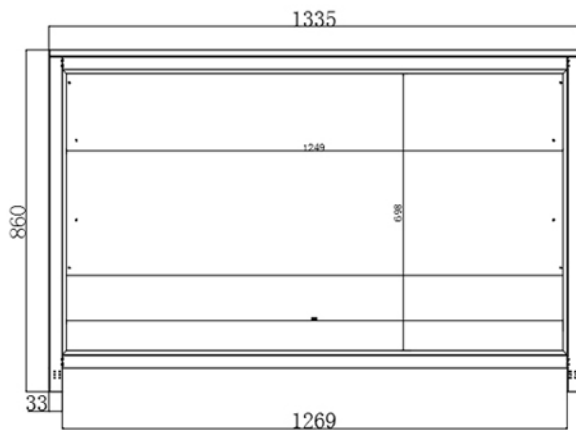
2BBR-S



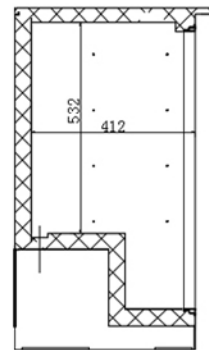
SIDE VIEW



TOP VIEW



3BBR-S



SIDE VIEW

# BACK BAR FRIDGES - SLIDING DOOR

## BAR FRIDGES

### SPECIFICATIONS

|                        | 2BBR-S - BLACK         | 3BBR-S - BLACK         |
|------------------------|------------------------|------------------------|
| <b>CAPACITY</b>        | 220L                   | 320L                   |
| <b>POWER</b>           | 210W                   | 255W                   |
| <b>VOLTAGE</b>         | 220-240v / 50Hz        | 220-240v / 50Hz        |
| <b>AMPERAGE</b>        | 1.2 Amp                | 1.7 Amp                |
| <b>TEMP. RANGE</b>     | +2°C to +8°C           | +2°C to +8°C           |
| <b>AMBIENT TEMP.</b>   | 38°C @ 65% Humidity    | 38°C @ 65% Humidity    |
| <b>DIMENSIONS (MM)</b> | 900(w)x505(d)x875(h)   | 1335(w)x505(d)x875(h)  |
| <b>WARRANTY</b>        | 1 Years Parts & Labour | 1 Years Parts & Labour |

### FEATURES

- 220 Litre and 320 Litre capacity
- Powder coated body and doors
- Fan forced ventilated cooling
- Bottom back mounted compressor units
- 2 adjustable wire shelves per door
- 38°C ambient temperature rating
- Environmentally friendly R290 gas
- Carel Electronic temperature controls
- CUBIGEL compressor
- Self closing doors



CAREL  
CONTROLLER  
SPLASHPROOF  
COVER



LED LIGHTING



SLIDING DOORS



10 AMP  
AUSTRALIAN PLUG



SH2000-700



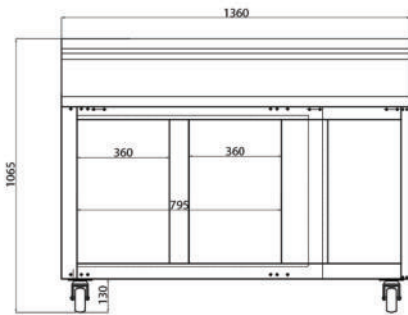
SH2000-800



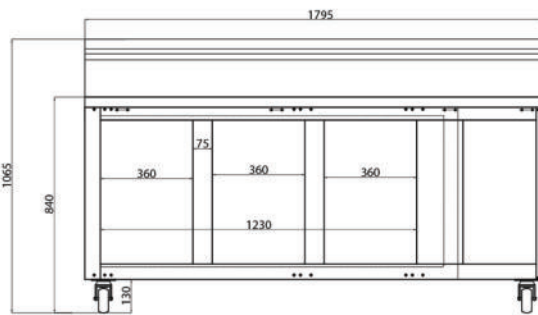
SH3000-700



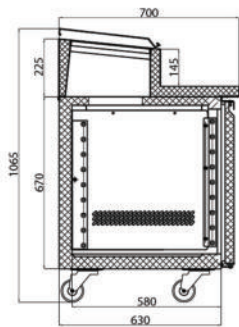
SH3000-800



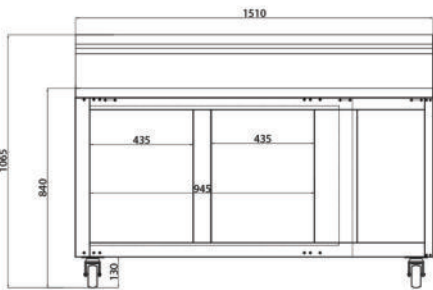
SH2000-700



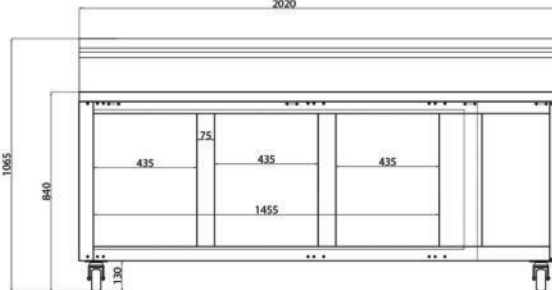
SH3000-700



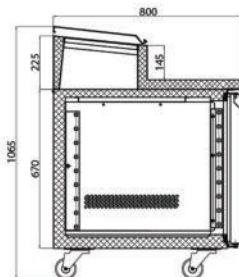
SIDE VIEW



SH2000-800



SH3000-800



SIDE VIEW

# SH SERIES SALADETTE FRIDGES


## PREPARATION FRIDGES

### SPECIFICATIONS

|                        | SH2000-700             | SH2000-800             | SH3000-700             | SH3000-800             |
|------------------------|------------------------|------------------------|------------------------|------------------------|
| <b>CAPACITY</b>        | 282L                   | 390L                   | 417L                   | 580L                   |
|                        | 7 x 1/3 GN trays       | 8 x 1/3 GN trays       | 8 x 1/3 GN trays       | 10 x 1/3 GN trays      |
| <b>POWER</b>           | 300W                   | 300W                   | 320W                   | 320W                   |
| <b>VOLTAGE</b>         | 220-240/50Hz           | 220-240/50Hz           | 220-240/50Hz           | 220-240/50Hz           |
| <b>AMPERAGE</b>        | 2.1 Amp                | 2.1 Amp                | 2.3 Amp                | 2.3 Amp                |
| <b>TEMP. RANGE</b>     | +2°C to +8°C           | +2°C to +8°C           | +2°C to +8°C           | +2°C to +8°C           |
| <b>AMBIENT TEMP.</b>   | 43°C @ 65% Humidity    | 43°C @ 65% Humidity    | 43°C @ 65% Humidity    | 43°C @ 65% Humidity    |
| <b>DIMENSIONS (MM)</b> | 1360(w)x700(d)x1085(h) | 1510(w)x800(d)x1085(h) | 1795(w)x700(d)x1085(h) | 2020(w)x800(d)x1085(h) |
| <b>WARRANTY</b>        | 2 Years Parts & Labour | 2 Years Parts & Labour | 2 Years Parts & Labour | 2 Years Parts & Labour |

### FEATURES

- 282 Litre, 390 Litre, 417 Litre and 580 Litre capacity
- 304 stainless steel body and door.
- Fan forced ventilated cooling
- 2 adjustable wire shelves per door
- Centre shelf connectors
- 43°C ambient temperature rating
- Environmentally friendly gas R290
- Electronic temperature controls
- Pre-installed castor wheels
- Self closing doors



DIXELL CONTROLLER



CENTRE SHELF CONNECTORS



GN 1/3 TRAYS WITH LIDS



10 AMP AUSTRALIAN PLUG



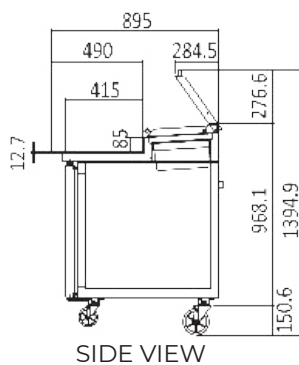
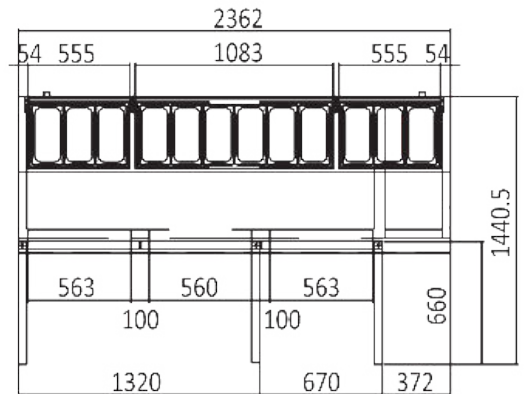
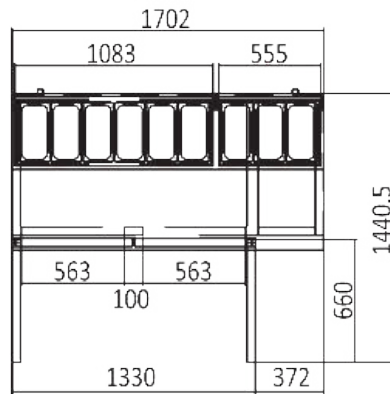
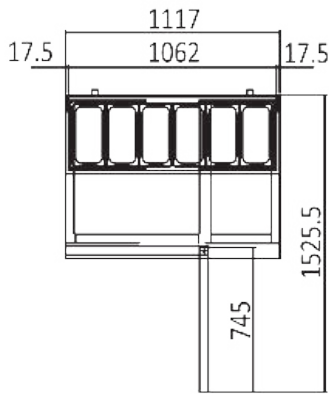
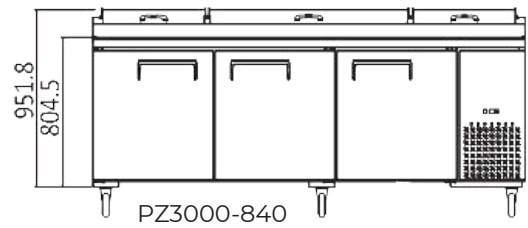
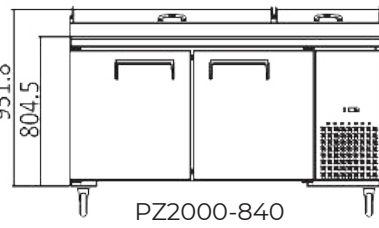
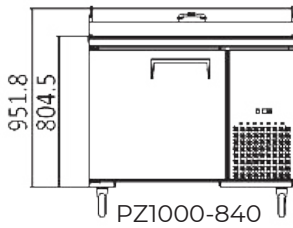
PZ1000-840 (6 x 1/3GN)



PZ2000-840 (9 x 1/3GN)



PZ3000-840 (12 x 1/3GN)



# PZ SERIES SALADETTES FRIDGES

## PREPARATION FRIDGES

### SPECIFICATIONS

|                        | PZ1000-840             | PZ2000-840             | PZ3000-840             |
|------------------------|------------------------|------------------------|------------------------|
| <b>CAPACITY</b>        | 369L - 6 x 1/3GN       | 566L - 9 x 1/3GN       | 880L - 12 x 1/3GN      |
| <b>POWER</b>           | 270W                   | 370W                   | 370W                   |
| <b>VOLTAGE</b>         | 220-240v / 50Hz        | 220-240v / 50Hz        | 220-240v / 50Hz        |
| <b>AMPERAGE</b>        | 1.5 Amp                | 2 Amp                  | 2 Amp                  |
| <b>REFRIGERANT</b>     | R600a/140g             | R600a/140g             | R290/140g              |
| <b>TEMP. RANGE</b>     | 2°C to +8°C            | 2°C to +8°C            | 2°C to +8°C            |
| <b>AMBIENT TEMP.</b>   | 40°C                   | 40°C                   | 40°C                   |
| <b>DIMENSIONS (MM)</b> | 1117(w)x840(d)x1035(h) | 1702(w)x840(d)x1035(h) | 2362(w)x840(d)x1035(h) |
| <b>WARRANTY</b>        | 2 Years Parts & Labour | 2 Years Parts & Labour | 2 Years Parts & Labour |

### FEATURES


- 369L to 880L refrigerator capacities
- 6 to 12 GN 1/3 Trays
- Self closing & stay open doors
- Rounded corner design
- Recessed door handle
- Magnetic door gaskets
- Fan forced ventilated cooling
- 1 adjustable wire shelves per door
- Carel Controller
- Cibigel & Hua Yi compressors
- Temp. range : 2°C to 8°C
- 40°C ambient temperature rating



ROUNDED CORNER DESIGN



CAREL CONTROLLER



INTERGRATED CUTTING BOARD



10 AMP AUSTRALIAN PLUG



FGDG900LS-3



FGDG1200LS-3



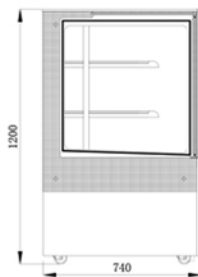
FGDG1500LS-3



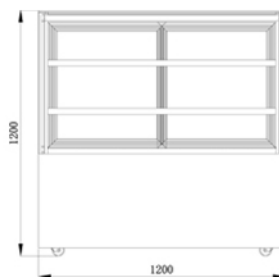
FGDG1800LS-3



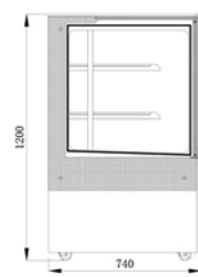
FGDG900LS-3



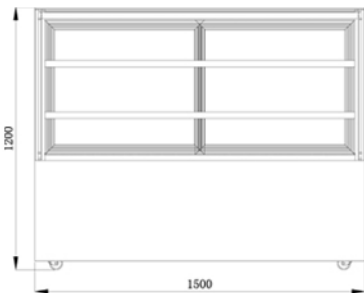
SIDE VIEW



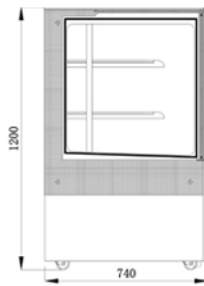
FGDG1200LS-3



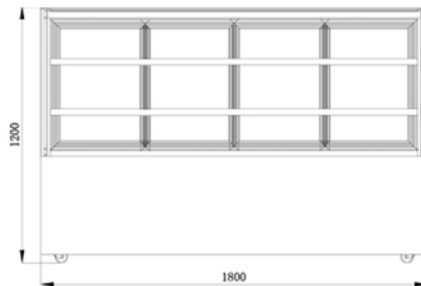
SIDE VIEW



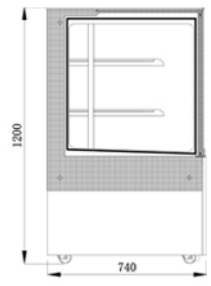
FGDG1500LS-3



SIDE VIEW



FGDG1800LS-3



SIDE VIEW



# CAKE DISPLAY SHOWCASE FRIDGES


## REFRIGERATED DISPLAYS

### SPECIFICATIONS

|                        | <b>FGDG900LS-3</b>                | <b>FGDG1200LS-3</b>               | <b>FGDG1500LS-3</b>               | <b>FGDG1800LS-3</b>               |
|------------------------|-----------------------------------|-----------------------------------|-----------------------------------|-----------------------------------|
| <b>CAPACITY</b>        | 320L                              | 390L                              | 490L                              | 590L                              |
| <b>POWER</b>           | <b>500W</b>                       | <b>860W</b>                       | <b>990W</b>                       | <b>1190W</b>                      |
| <b>VOLTAGE</b>         | 220-240v / 50Hz                   | 220-240v / 50Hz                   | 220-240v / 50Hz                   | 220-240v / 50Hz                   |
| <b>AMPERAGE</b>        | <b>2.083 Amp</b>                  | <b>3.58 Amp</b>                   | <b>4.13 Amp</b>                   | <b>4.96 Amp</b>                   |
| <b>TEMP. RANGE</b>     | +2°C to +8°C                      | +2°C to +8°C                      | +2°C to +8°C                      | +2°C to +8°C                      |
| <b>AMBIENT TEMP.</b>   | <b>27°C @ 60% Humidity</b>        | <b>27°C @ 60% Humidity</b>        | <b>27°C @ 60% Humidity</b>        | <b>27°C @ 60% Humidity</b>        |
| <b>DIMENSIONS (MM)</b> | 900(w)x740(d)x1300(h)             | 1200(w)x740(d)x1300(h)            | 1500(w)x740(d)x1300(h)            | 1800(w)x740(d)x1300(h)            |
| <b>WARRANTY</b>        | <b>2 Years Parts &amp; Labour</b> | <b>2 Years Parts &amp; Labour</b> | <b>2 Years Parts &amp; Labour</b> | <b>2 Years Parts &amp; Labour</b> |

### FEATURES


- 320 Litre, 390 Litre, 490 Litre and 590 Litre capacity
- Stainless steel base.
- Double glazed fog free heated glass
- 3 easily adjustable shelves, 4 storage levels
- LED Lighting for each level
- 27°C ambient temperature rating
- R134a refrigerant
- Electronic temperature controls
- Fan forced ventilated cooling
- Twin rear sliding doors for easy access



REAR SLIDING DOOR



DIXELL CONTROLLER



LED LIGHTING



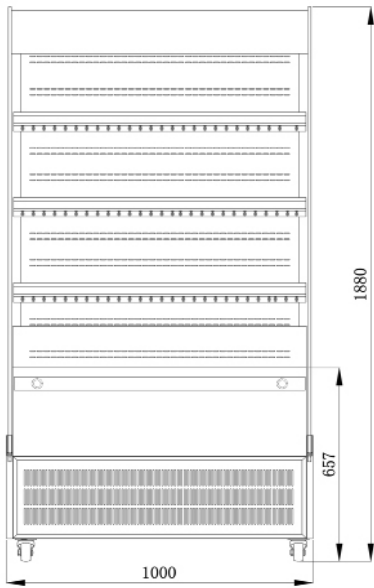
ADJUSTABLE SHELVES




FGOR1000LC



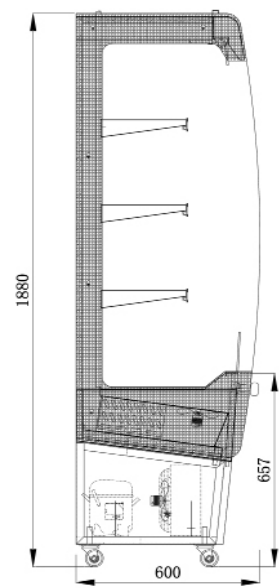
FGOR1200LC



FGOR1000LC



FGOR1200LC



SIDE VIEW

# OPEN MULTI-DECK SHOWCASE FRIDGES

## FRIDGES

### SPECIFICATIONS

|                        | FGOR1000LC - OPEN DISPLAY FRIDGE | FGOR1200LC - OPEN DISPLAY FRIDGE |
|------------------------|----------------------------------|----------------------------------|
| <b>CAPACITY</b>        | 500L                             | 580L                             |
| <b>POWER</b>           | 2350W                            | 2450W                            |
| <b>VOLTAGE</b>         | 220-240v / 50Hz                  | 220-240v / 50Hz                  |
| <b>AMPERAGE</b>        | 9.79 Amp                         | 10.208 Amp (Note: 15 AMP Plug)   |
| <b>REFRIGERANT</b>     | R404a / 630g                     | R404a / 1000g                    |
| <b>TEMP. RANGE</b>     | 2°C to +10°C                     | 2°C to +10°C                     |
| <b>AMBIENT TEMP.</b>   | 25°C                             | 25°C                             |
| <b>DIMENSIONS (MM)</b> | 1000(w)x600(d)x1880(h)           | 1200(w)x600(d)x1880(h)           |
| <b>WARRANTY</b>        | 2 Years Parts & Labour           | 2 Years Parts & Labour           |

### FEATURES

- 500L & 580L capacities
- 3 Adjustable Shelves
- 4 storage levels
- Fan forced ventilated cooling
- Pull down blind for greater efficiency
- Temp. range : 2°C to 10°C
- Mirror finish base and backing
- LED Lighting for each level
- Embraco & Secop compressor
- Dixell controller
- Pre-installed wheels
- 15 Amp Plug on 1.2M model



DIXELL CONTROLLER



PULL DOWN BLIND



FRONT SWITCHES



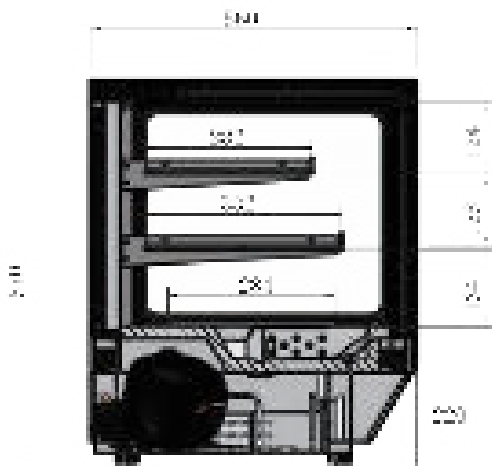
15 AMP AUSTRALIAN PLUG




BTS120L



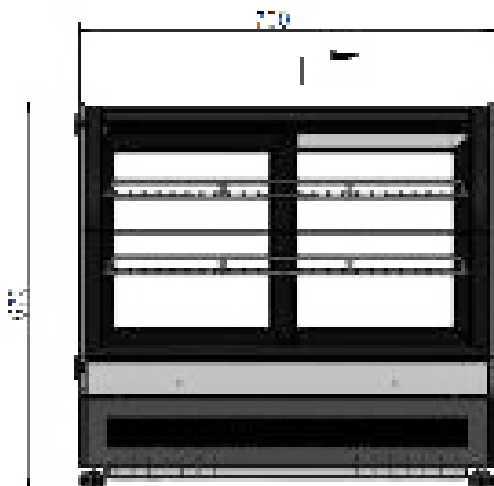
BTS160L




SIDE VIEW



REAR VIEW



BTS120L



BTS160L

# BENCH TOP SHOWCASE FRIDGES

## FRIDGES

### SPECIFICATIONS

|                        | BTS120 - BENCHTOP DISPLAY FRIDGE | BTS160 - BENCHTOP DISPLAY FRIDGE |
|------------------------|----------------------------------|----------------------------------|
| <b>CAPACITY</b>        | 120L                             | 160L                             |
| <b>POWER</b>           | 242W                             | 242W                             |
| <b>VOLTAGE</b>         | 220-240v / 50Hz                  | 220-240v / 50Hz                  |
| <b>AMPERAGE</b>        | 1.5 Amp                          | 1.5 Amp                          |
| <b>REFRIGERANT</b>     | R290/40g                         | R290/40g                         |
| <b>TEMP. RANGE</b>     | 2°C to +8°C                      | 2°C to +8°C                      |
| <b>AMBIENT TEMP.</b>   | 30°C                             | 30°C                             |
| <b>DIMENSIONS (MM)</b> | 700(w)x560(d)x670(h)             | 900(w)x560(d)x670(h)             |
| <b>WARRANTY</b>        | 1 Year Parts & Labour            | 1 Year Parts & Labour            |

### FEATURES

- 120L & 160L capacities
- 2 Adjustable shelves
- 3 storage levels
- Fan forced ventilated cooling
- Temp. range : 2°C to 8°C
- Mirror finish base
- Stainless steel wire rack shelves
- Removable back doors for easy cleaning
- LED lighting
- Embraco compressor
- 10 Amp Australian plug



REAR SLIDING DOOR



DIXELL CONTROLLER



10 AMP AUSTRALIAN PLUG



ADJUSTABLE SHELVES



BD550S



BD600S



BD700S



BD900S



SD520SQ

# CHEST FREEZERS

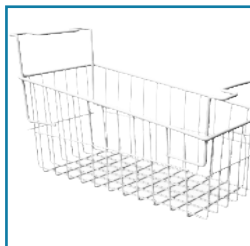
## FREEZERS

### SPECIFICATIONS

|                        | BD550S                    | BD650S                    | BD700S                    | BD900S                    | SD520Q                    |
|------------------------|---------------------------|---------------------------|---------------------------|---------------------------|---------------------------|
| <b>CAPACITY</b>        | 450L Net                  | 550L Net                  | 670L Net                  | 850L Net                  | 445L                      |
|                        | 5 BASKETS                 | 6 BASKETS                 | 6 BASKETS                 | 4 BASKETS                 | 5 BASKETS                 |
| <b>POWER</b>           | <b>71W</b>                | <b>98W</b>                | <b>320W</b>               | <b>320W</b>               | <b>248W</b>               |
| <b>VOLTAGE</b>         | 220-240v / 50Hz           | 220-240v / 50Hz           | 220-240v / 50Hz           | 220-240v / 50Hz           | 220-240v / 50Hz           |
| <b>AMPERAGE</b>        | <b>0.3 Amp</b>            | <b>0.46 Amp</b>           | <b>2 Amp</b>              | <b>2.7 Amp</b>            | <b>1.52 Amp</b>           |
| <b>REFRIGERANT</b>     | R600a / 95g               | R600a / 100g              | R290 / 150g               | R290 / 160g               | R290 / 105g               |
| <b>TEMP. RANGE</b>     | down to -18°C             | down to -18°C             | down to -18°C             | down to -18°C             | down to -18°C             |
| <b>AMBIENT TEMP.</b>   | 38°C @ 60% Humidity       | 38°C @ 60% Humidity       | 32°C @ 60% Humidity       | 32°C @ 60% Humidity       | 38°C @ 60% Humidity       |
| <b>DIMENSIONS (MM)</b> | 1540(w)x755(d)<br>x840(h) | 1810(w)x755(d)<br>x840(h) | 2000(w)x740(d)<br>x850(h) | 1930(w)x895(d)<br>x910(h) | 1530(w)x680(d)<br>x850(h) |
| <b>WARRANTY</b>        | 1 Years Parts & Labour    | 1 Years Parts & Labour    | 1 Years Parts & Labour    | 1 Years Parts & Labour    | 1 Years Parts & Labour    |

### FEATURES

- 450L to 850L capacity
- 4 to 6 baskets
- Stainless steel lids on S models.
- Static cooling system
- 32°C and 38°C ambient temperature rating
- Environmentally friendly gas R600a & R290
- Analogue temperature control dial
- Includes wheels
- Lockable lids



PLASTIC COATED BASKETS



LOCKABLE LIDS



ANALOGUE CONTROLS



10 AMP AUSTRALIAN PLUG

# BLAST CHILLERS

## FREEZERS



BC05

- FEATURES**
- 94 Litre capacity
  - Stainless steel body
  - Ventilated cooling with air shaker
  - Fully tropicalized and easy extractable condensing unit
  - Rear panel at the backside of the unit, which can be fully opened for easy cleaning
  - Cyclopentane insulation
  - Caster wheels (50mm wheels, 78 mm total height)
  - Suitable for both GN 1/1 grids and 600x400 patisserie pans. ( Up to 5 )
  - Environmentally friendly R290 gas
  - Front electronic Carel control panel
  - Bright internal LED lighting



## SPECIFICATIONS

### BC05

|                        |                               |
|------------------------|-------------------------------|
| <b>CAPACITY</b>        | 94L                           |
| <b>POWER</b>           | 1300W                         |
| <b>VOLTAGE</b>         | 220-240 / 50Hz                |
| <b>AMPERAGE</b>        | 6.5 Amp                       |
| <b>TEMP.RANGE</b>      | +3°C to -18°C                 |
| <b>AMBIENT TEMP.</b>   | +10°C to +32°C / 65% humidity |
| <b>REFRIGERANT</b>     | R290/150g                     |
| <b>DIMENSIONS (MM)</b> | 750(w)x815(d)x870(h)          |
| <b>WARRANTY</b>        | 2 Year Parts & Labour         |




This page is intentionally left blank.

# ELECTRIC PIZZA OVENS - 4 SERIES

ELECTRIC COOKING



TRAYS4GLASS



TRAYS44GLASS

- FEATURES**
- Italian made
  - Smoked glass window
  - Stainless steel front
  - Internal light
  - Heavy duty stone base
  - Analog temperature control/gauge
  - Individual temperature controls per deck
  - Fits 4 x 40cm pizzas per deck
  - Fits 2 x patisserie size trays per deck

## SPECIFICATIONS

|                        | TRAYS4GLASS                         | TRAYS44GLASS                        |
|------------------------|-------------------------------------|-------------------------------------|
| <b>TEMP. RANGE</b>     | +50° / +455°                        | +50° / +455°                        |
| <b>INPUT POWER</b>     | 6900 W                              | 13800 W                             |
| <b>CURRENT</b>         | 10 Amp (at 400v) - 30 Amp (At 230V) | 20 Amp (at 400v) - 60 Amp (At 230V) |
| <b>DIMENSIONS (MM)</b> | 1110(w)x1074(d)x413(h)              | 1110(w)x1074(d)x745(h)              |
| <b>WARRANTY</b>        | 1 Year Parts & Labour               | 1 Year Parts & Labour               |

# ELECTRIC PIZZA OVENS - 6 SERIES

ELECTRIC COOKING



TRAYS6GLASS



TRAYS66GLASS

- FEATURES**
- Italian made
  - Smoked glass window
  - Stainless steel front
  - Internal light
  - Heavy duty stone base
  - Analog temperature control/gauge
  - Individual temperature controls per deck
  - Fits 6 x 35cm pizzas per deck
  - Fit 3 x patisserie size trays per deck

## SPECIFICATIONS

|                        | TRAYS6GLASS                             | TRAYS66GLASS                            |
|------------------------|---|---|
| <b>TEMP. RANGE</b>     | +50° / +455°                            | +50° / +455°                            |
| <b>INPUT POWER</b>     | 10200 W                                 | 20400 W                                 |
| <b>CURRENT</b>         | 14.8 Amp (at 400v) - 44.3 Amp (At 230V) | 29.6 Amp (at 400v) - 88.7 Amp (At 230V) |
| <b>DIMENSIONS (MM)</b> | 1110(w)x1314(d)x413(h)                  | 1110(w)x1314(d)x745(h)                  |
| <b>WARRANTY</b>        | 1 Year Parts & Labour                   | 1 Year Parts & Labour                   |

# ELECTRIC PIZZA OVENS - 6L SERIES

ELECTRIC COOKING



TRAYS6LGLASS



TRAYS66LGLASS

- FEATURES**
- Italian made
  - Smoked glass window
  - Stainless steel front
  - Internal lights
  - Heavy duty stone base
  - Analog temperature control/gauge
  - Individual temperature controls per deck
  - Fits 6 x 40cm pizzas per deck
  - Can fit 4 x patisserie size trays per deck

## SPECIFICATIONS

### TRAYS6LGLASS

### TRAYS66LGLASS

**TEMP. RANGE**

+50° / +455°

+50° / +455°

**INPUT POWER**

10200 W

20400 W

**CURRENT**

14.8 Amp (at 400v) - 44.3 Amp (At 230V)

29.6 Amp (at 400v) - 88.7 Amp (At 230V)

**DIMENSIONS (MM)**

1500(w)x1074(d)x413(h)

1500(w)x1074(d)x745(h)

**WARRANTY**

1 Year Parts & Labour

1 Year Parts & Labour



# ELECTRIC PIZZA OVENS STANDS



STAND4TRAYS



STAND6TRAYS



STAND6LTRAYS

- FEATURES**
- High quality iron construction
  - Comes flat packed
  - Easy to assemble

## SPECIFICATIONS

|                        | STAND4TRAYS                | STAND6TRAYS                | STAND6LTRAYS                 |
|------------------------|----------------------------|----------------------------|------------------------------|
| <b>COMPATABLE WITH</b> | TRAYS4GLASS & TRAYS44GLASS | TRAYS6GLASS & TRAYS66GLASS | TRAYS6LGLASS & TRAYS66LGLASS |
| <b>DIMENSIONS (MM)</b> | 1111(w)x975(d)x860(h)      | 1114(w)x1219(d)x860(h)     | 1520(w)x982(d)x860(h)        |
| <b>WARRANTY</b>        | 1 Year Parts & Labour      | 1 Year Parts & Labour      | 1 Year Parts & Labour        |





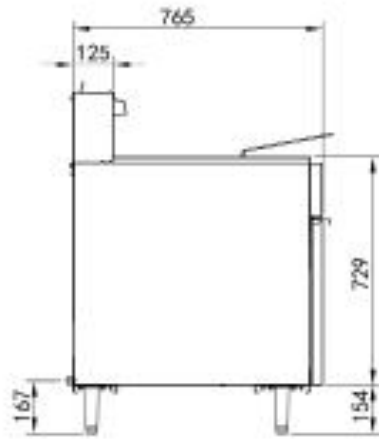
AGGF-3 / AGGF-4



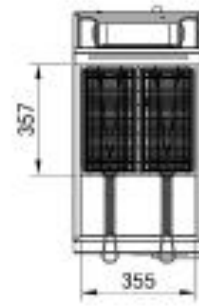
AGGF-5



AGGF-3 / AGGF-4



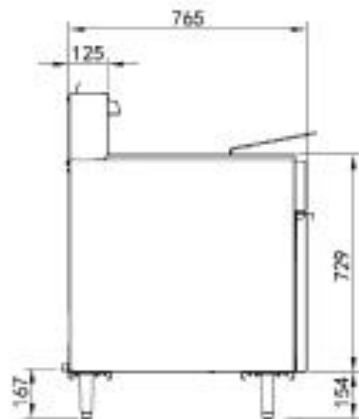
SIDE VIEW



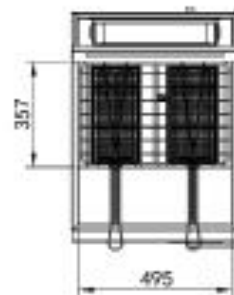
TOP VIEW



AGGF-5



SIDE VIEW



TOP VIEW

# GAS DEEP FRYERS

## GAS COOKING

### SPECIFICATIONS


|                        | AGGF-3 (NG & LPG)      | AGGF-4 (NG & LPG)      | AGGF-5 (NG & LPG)      |
|------------------------|------------------------|------------------------|------------------------|
| <b>CAPACITY</b>        | 25L                    | 25L                    | 37L                    |
| <b>BURNERS</b>         | <b>3 Burner / Tube</b> | <b>4 Burner / Tube</b> | <b>5 Burner / Tube</b> |
| <b>GAS TYPE</b>        | NG/LPG                 | NG/LPG                 | NG/LPG                 |
| <b>GAS CONSUMPTION</b> | 84 MJ                  | 112 MJ                 | 140 MJ                 |
| <b>TEMP. RANGE</b>     | 60°C - 200°C           | 60°C - 200°C           | 60°C - 200°C           |
| <b>DIMENSIONS (MM)</b> | 395(w)×765(d)×1128(h)  | 395(w)×765(d)×1128(h)  | 535(w)×765(d)×1128(h)  |
| <b>WARRANTY</b>        | 2 Years Parts & Labour | 2 Years Parts & Labour | 2 Years Parts & Labour |

### FEATURES

- 304 grade stainless steel construction
- Nickel plated frying baskets
- Standard flame failure protection
- Reliable manual ignition
- ¾ inch gas inlet
- Front screw on oil drainage pipe
- Quick recovery
- Heavy duty tube burners
- Adjustable stainless steel legs
- American Robert Shaw valves
- American Robert Shaw controls
- Heavy duty Robert Shaw USA thermostat
- Australian certification by SAI Global




**SAI GLOBAL**  
AS 4563-2004  
SAI-400249



TWIN BASKETS INCLUDED



MANUAL CONTROLS



OIL DRAIN



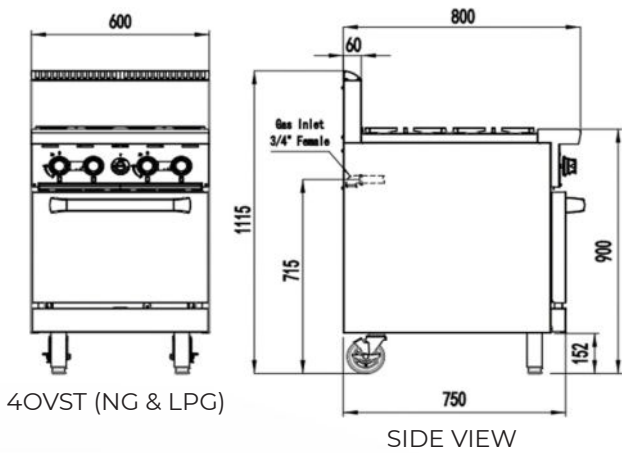
REGULATOR INCLUDED



4OVST (NG & LPG)

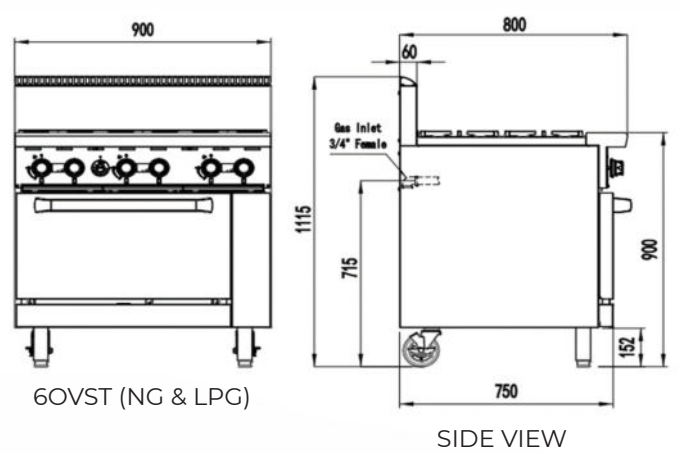


6OVST (NG & LPG)



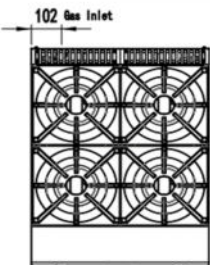
4OVST (NG & LPG)

SIDE VIEW

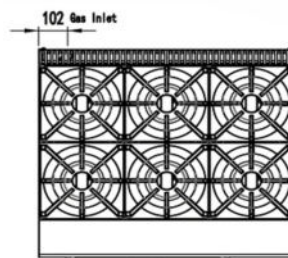


6OVST (NG & LPG)

SIDE VIEW



TOP VIEW



TOP VIEW



# GAS COOKTOPS WITH OVEN

## GAS COOKING

### SPECIFICATIONS

|                        | AGGF-3 (NG & LPG)       | AGGF-4 (NG & LPG)       |
|------------------------|-------------------------|-------------------------|
| <b>BURNERS</b>         | 4 BURNERS               | 6 BURNERS               |
| <b>GAS TYPE</b>        | NG/LPG                  | NG/LPG                  |
| <b>GAS CONSUMPTION</b> | 141 MJ (28MJ x4 + 29MJ) | 197 MJ (28MJ x6 + 29MJ) |
| <b>DIMENSION (MM)</b>  | 600(w)x800(d)x1115(h)   | 900(w)x800(d)x1115(h)   |
| <b>WARRANTY</b>        | 2 Years Parts & Labour  | 2 Years Parts & Labour  |

### FEATURES

- Stainless steel construction
- Stainless steel back guard \* splash back
- Reliable manual ignition
- Piezo ignition on oven only
- Oven pilot with 100% safety shut off
- 3/4 inch gass inlet
- Heavy duty cast iron trivets
- Adjustable stainless steel legs
- Regulator included
- IAPMO OCEANA Australia-wide gas certified to AS 4563-2004 standard, GasMark Certification No. GMK10515



CAST IRON TRIVETS



HEAVY DUTY BURNERS WITH PILOT



DUAL POSITION RACK



SAFETY VALVE



ST300



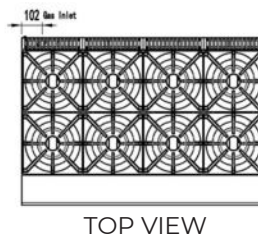
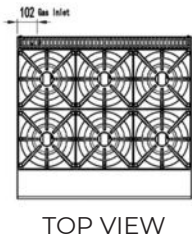
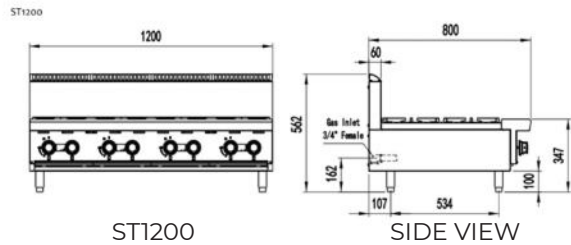
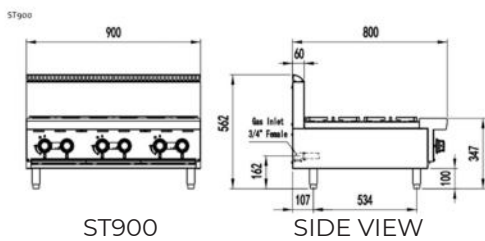
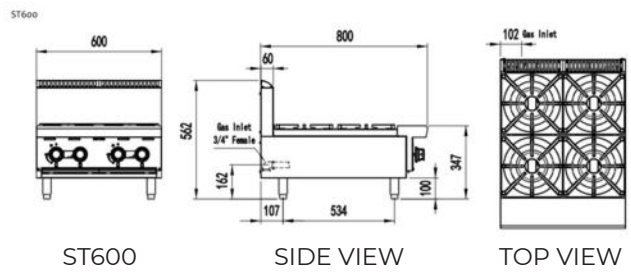
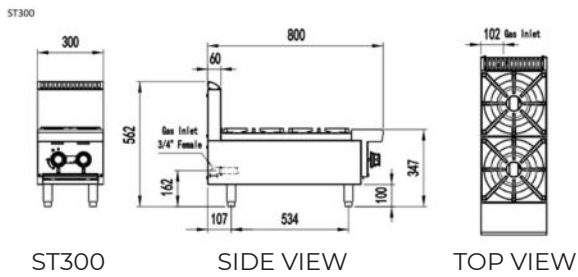
ST600



ST900



ST1200



# GAS COOKTOPS


## GAS COOKING

### SPECIFICATIONS


|                        | ST300 (NG or LPG)            | ST600 (NG or LPG)            | ST900 (NG or LPG)            | ST1200 (NG or LPG)            |
|------------------------|------------------------------|------------------------------|------------------------------|-------------------------------|
| <b>BURNERS</b>         | 2 BURNERS                    | 4 BURNERS                    | 6 BURNERS                    | 8 BURNERS                     |
| <b>GAS TYPE</b>        | NG/LPG                       | NG/LPG                       | NG/LPG                       | NG/LPG                        |
| <b>GAS CONSUMPTION</b> | 56 MJ                        | 112 MJ                       | 168 MJ                       | 224 Mj                        |
| <b>BASE</b>            | BASE300<br>(Sold Separately) | BASE600<br>(Sold Separately) | BASE900<br>(Sold Separately) | BASE1200<br>(Sold Separately) |
| <b>DIMENSIONS (MM)</b> | 300(w)x800(d)x562(h)         | 600(w)x800(d)x562(h)         | 900(w)x800(d)x562(h)         | 1200(w)x800(d)x562(h)         |
| <b>WARRANTY</b>        | 2 Years Parts & Labour       | 2 Years Parts & Labour       | 2 Years Parts & Labour       | 2 Years Parts & Labour        |

### FEATURES

- Stainless steel construction
- Stainless steel back guard \* splash back
- Reliable manual ignition
- Standby pilot
- Flame failure safety valve
- 3/4 inch gass inlet
- Heavy duty cast iron trivets
- Adjustable stainless steel legs
- Regulator included
- IAPMO OCEANA Australia-wide gas certified to AS 4563-2004 standard, GasMark Certification No. GMK10515



CAST IRON TRIVETS



HEAVY DUTY BURNERS WITH PILOT



STAINLESS STEEL KNOBS



REGULATOR INCLUDED



GR300



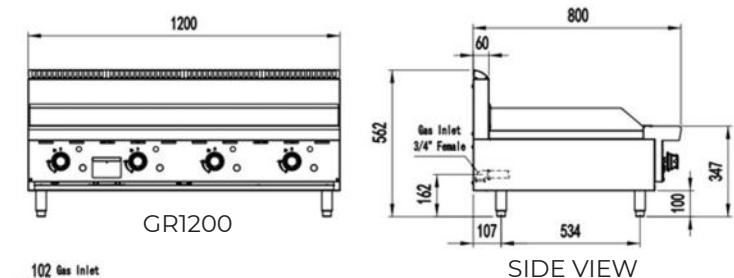
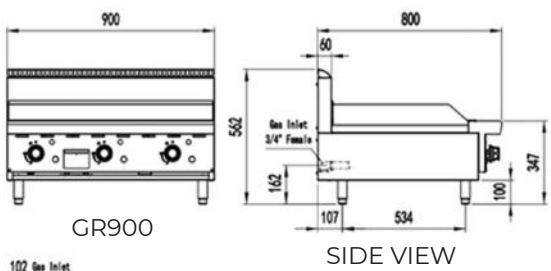
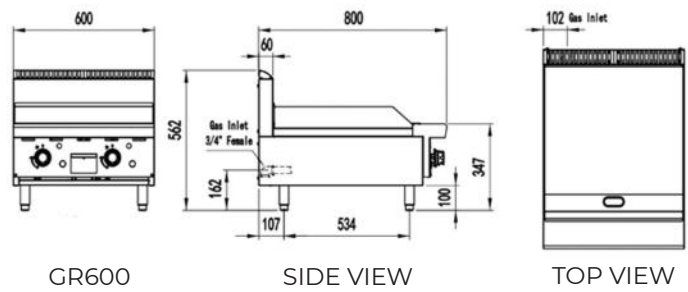
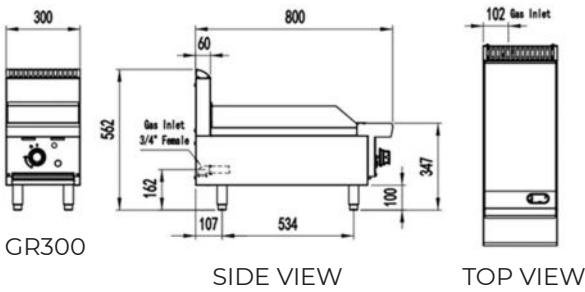
GR600



GR900



GR1200



# GAS GRIDDLES


## GAS COOKING

### SPECIFICATIONS


|                        | GR300 (NG or LPG)            | GR600 (NG or LPG)            | GR900 (NG or LPG)            | GR1200 (NG or LPG)            |
|------------------------|------------------------------|------------------------------|------------------------------|-------------------------------|
| <b>BURNERS</b>         | 1 BURNERS                    | 2 BURNERS                    | 3 BURNERS                    | 4 BURNERS                     |
| <b>GAS TYPE</b>        | NG/LPG                       | NG/LPG                       | NG/LPG                       | NG/LPG                        |
| <b>GAS CONSUMPTION</b> | 25 MJ                        | 50 MJ                        | 75 MJ                        | 100 MJ                        |
| <b>BASE</b>            | BASE300<br>(Sold Separately) | BASE600<br>(Sold Separately) | BASE900<br>(Sold Separately) | BASE1200<br>(Sold Separately) |
| <b>DIMENSIONS (MM)</b> | 300(w)x800(d)x562(h)         | 600(w)x800(d)x562(h)         | 900(w)x800(d)x562(h)         | 1200(w)x800(d)x562(h)         |
| <b>WARRANTY</b>        | 2 Years Parts & Labour       | 2 Years Parts & Labour       | 2 Years Parts & Labour       | 2 Years Parts & Labour        |

### FEATURES

- Grill plate is 16mm A3 steel plate, hardened 304 stainless steel.
- Stainless steel body construction
- Stainless steel back guard \* splash back
- Piezoelectric Ceramic Ignition device
- Flame failure safety valve
- 3/4 inch gass inlet
- Removable drip tray
- Adjustable stainless steel legs
- Regulator included
- IAPMO OCEANA Australia-wide gas certified to AS 4563-2004 standard,
- GasMark Certification No. GMK10515



SPALSH BACK



FAT/GREESE DRAIN



STAINLESS STEEL  
KNOBS



REGULATOR  
INCLUDED



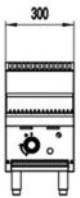
CH300



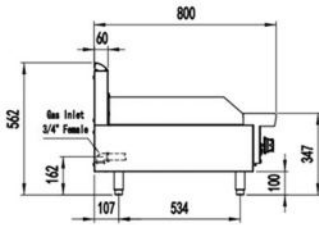
CH600



CH900



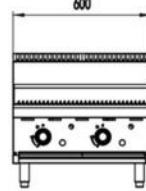
CH300



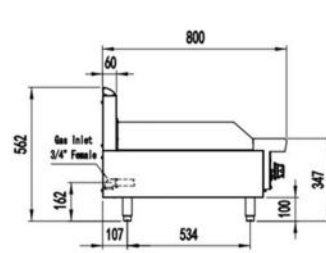
SIDE VIEW



TOP VIEW



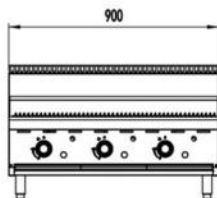
CH600



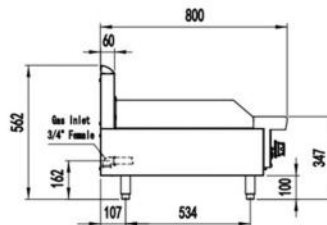
SIDE VIEW



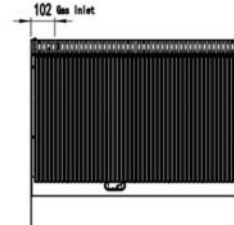
TOP VIEW



CH900



SIDE VIEW



TOP VIEW

# GAS CHARCOAL GRILLS

## GAS COOKING

### SPECIFICATIONS


|                        | CH300 (NG or LPG)         | CH600 (NG or LPG)         | CH900 (NG or LPG)         |
|------------------------|---------------------------|---------------------------|---------------------------|
| <b>BURNERS</b>         | <b>1 BURNERS</b>          | <b>2 BURNERS</b>          | <b>3 BURNERS</b>          |
| <b>GAS TYPE</b>        | NG/LPG                    | NG/LPG                    | NG/LPG                    |
| <b>GAS CONSUPTION</b>  | 26.5 MJ                   | 48 MJ                     | 72 MJ                     |
| <b>BASE</b>            | BASE300 (Sold Separately) | BASE600 (Sold Separately) | BASE900 (Sold Separately) |
| <b>DIMENSIONS (MM)</b> | 300(w)x800(d)x562(h)      | 600(w)x800(d)x562(h)      | 900(w)x800(d)x562(h)      |
| <b>WARRANTY</b>        | 2 Years Parts & Labour    | 2 Years Parts & Labour    | 2 Years Parts & Labour    |

### FEATURES

- Stainless steel construction
- Stainless steel back guard \* splash back
- Piezoelectric Ceramic Ignition device
- Flame failure safety valve
- 3/4 inch gass inlet
- Removable drip tray
- Adjustable stainless steel legs
- Regulator included
- IAPMO OCEANA Australia-wide gas certified to AS 4563-2004 standard, GasMark Certification No. GMK10515



ROCKS INCLUDED



CAST IRON GRILL PLATES



STAINLESS STEEL KNOBS



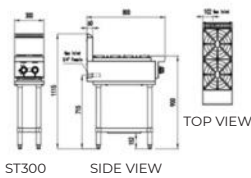
REGULATOR INCLUDED

# STAINLESS STEEL BASE FOR GAS EQUIPMENT

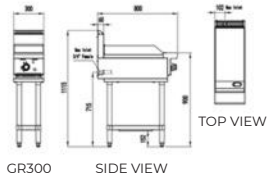
**FEATURES** · Full stainless steel base

## SPECIFICATIONS

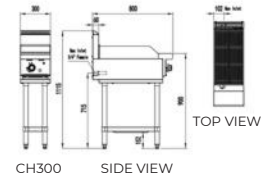
|                          | <b>BASE300</b><br><i>(Sold Separately)</i> | <b>BASE600</b><br><i>(Sold Separately)</i> | <b>BASE900</b><br><i>(Sold Separately)</i> | <b>BASE1200</b><br><i>(Sold Separately)</i> |
|--------------------------|--|--|--|---|
| <b>DIMENSIONS (MM)</b>   | 300(w)x635(d)x653(h)                       | 600(w)x635(d)x653(h)                       | 900(w)x635(d)x653(h)                       | 1200(w)x635(d)x653(h)                       |
| <b>COMPATIBLE MODELS</b> | <b>ST300, GR300 &amp; CH300</b>            | <b>ST600, GR600 &amp; CH600</b>            | <b>ST900, GR900 &amp; CH900</b>            | <b>ST1200 &amp; GR1200</b>                  |
| <b>WARRANTY</b>          | 2 Years Parts & Labour                     | 2 Years Parts & Labour                     | 2 Years Parts & Labour                     | 2 Years Parts & Labour                      |



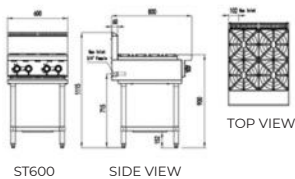
ST300 SIDE VIEW



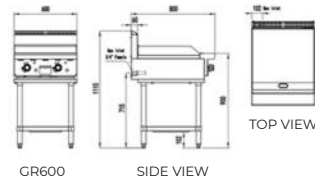
GR300 SIDE VIEW



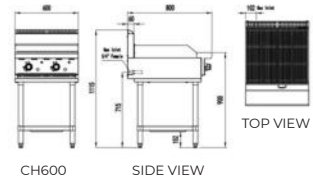
CH300 SIDE VIEW



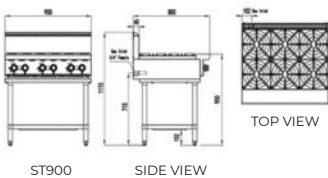
ST600 SIDE VIEW



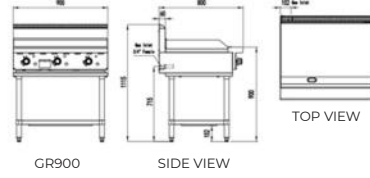
GR600 SIDE VIEW



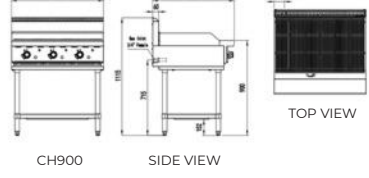
CH600 SIDE VIEW



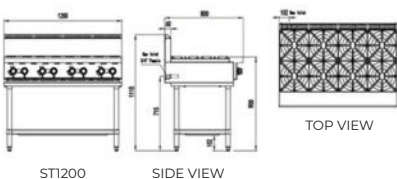
ST900 SIDE VIEW



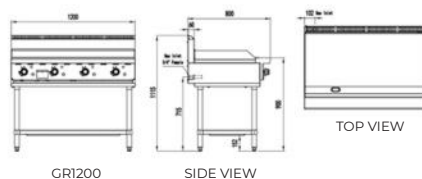
GR900 SIDE VIEW



CH900 SIDE VIEW



ST1200 SIDE VIEW



GR1200 SIDE VIEW





This page is intentionally left blank.

## PLANETARY FOOD & DOUGH MIXERS



B15GFA



B20GA



B30GA



B40FA

### FEATURES

- 3 Speed electric food and dough mixer
- Variable agitator speeds
- Gear driven motor
- Flat beater, dough hook & wire whipper
- Stainless steel bowl
- Integrated safety guard
- Secure bowl locking mechanism

### SPECIFICATIONS

|                        | B15GFA                | B20GA                 | B30GA                 | B40FA                 |
|------------------------|-----------------------|-----------------------|-----------------------|-----------------------|
| <b>POWER</b>           | 600W (370W Output)    | 1100W (750W Output)   | 1500W (1100W Output)  | 2100W (1500W Output)  |
| <b>BOWL SIZE</b>       | 15 Litre              | 20 Litre              | 30 Litre              | 40 Litre              |
| <b>CAPACITY</b>        | 5.25 kg Dough         | 7 Kg Dough            | 10.5 Kg Dough         | 13.5 Kg Dough         |
| <b>SPEEDS</b>          | 148 / 244 / 480 RPM   | 197/317/462 RPM       | 197/317/462 RPM       | 120/187/520 RPM       |
| <b>DIMENSIONS (MM)</b> | 470(w)x450(d)x610(h)  | 540(w)x490(d)x780(h)  | 570(w)x510(d)x810(h)  | 650(w)x620(d)x1120(h) |
| <b>WARRANTY</b>        | 1 Year Parts & Labour | 1 Year Parts & Labour | 1 Year Parts & Labour | 1 Year Parts & Labour |



# SPIRAL DOUGH MIXERS



BDM20



BMD30

- FEATURES**
- Separate bowl and mixer rotation
  - Integrated stainless steel bowl
  - Belt driven motor
  - Spiral dough hook only
  - Integrated safety guard
  - Integrated stainless steel safety guard

## SPECIFICATIONS

|                        | BMD20                    | BMD30                    |
|------------------------|--------------------------|--------------------------|
| <b>POWER</b>           | 1500W (1100 W Output)    | 2100W (1500W Output)     |
| <b>BOWL SIZE</b>       | 20 Litre                 | 30 Litre                 |
| <b>CAPACITY</b>        | 12 kg Dough              | 18 Kg Dough              |
| <b>MIXER SPEED</b>     | 207 RPM                  | 207 RPM                  |
| <b>BOWL SPEED</b>      | 20 RPM                   | 20 RPM                   |
| <b>DIMENSIONS (MM)</b> | 668(w) x 409(d) x 854(h) | 718(w) x 432(d) x 888(h) |
| <b>WARRANTY</b>        | 1 Year Parts & Labour    | 1 Year Parts & Labour    |



## ITALIAN MADE SPIRAL DOUGH MIXERS



IBM10



IBM20



IBM30



IMR30



ITR50

- FEATURES**
- Separate bowl and mixer rotation
  - Integrated stainless steel bowl
  - Gear & belt driven motor
  - Spiral dough hook only
  - Integrated safety guard
  - Secure bowl locking mechanism (on IMR & ITR models)
  - Head tilt function (on IMR & ITR models)
  - All models use standard 10 amp connection apart from ITR50 which is 3 phase (no plug)

### SPECIFICATIONS

|                        | IBM10                    | IBM20                    | IBM30                    | IMR30                    | ITR50                    |
|------------------------|--------------------------|--------------------------|--------------------------|--------------------------|--------------------------|
| <b>INPUT POWER</b>     | 600W                     | 1100W                    | 1500W                    | 1500W                    | 1500W                    |
| <b>BOWL SIZE</b>       | 10 Litre                 | 20 Litre                 | 30 Litre                 | 30 Litre                 | 50 Litre                 |
| <b>CAPACITY</b>        | 8 Kg Dough               | 17 Kg Dough              | 25 Kg Dough              | 25 Kg Dough              | 48 Kg Dough              |
| <b>MIXER SPEED</b>     | 98 RPM                   | 85 RPM                   | 73 RPM                   | 73 RPM                   | 74.4/146.8 RPM           |
| <b>BOWL SPEED</b>      | 10.25 RPM                | 9.85 RPM                 | 10.5 RPM                 | 10.5 RPM                 | 10.6/20.9 RPM            |
| <b>DIMENSIONS (MM)</b> | 260(w)x500(d)<br>x500(h) | 385(w)x670(d)<br>x725(h) | 424(w)x735(d)<br>x805(h) | 424(w)x735(d)<br>x810(h) | 480(w)x805(d)<br>x825(h) |
| <b>WARRANTY</b>        | 1 Year Parts & Labour    | 1 Year Parts & Labour    | 1 Year Parts & Labour    | 1 Year Parts & Labour    | 1 Year Parts & Labour    |



# ITALIAN MADE DOUGH ROLLER



DSA420TGO


- FEATURES**
- 26cm upper and 40cm lower rollers
  - Touch and Go automatic sensor
  - Suitable for making 40cm pizza bases.
  - Adjustable thickness rollers.
  - Powerful 250W motor.
  - Heavy duty stylish Italian design
  - Saves hours in preparation work

## SPECIFICATIONS

### DSA420TGO

|                                   |                        |
|-----------------------------------|------------------------|
| <b>DOUGH CAPACITY</b>             | 700 grams              |
| <b>WORKING TIMER</b>              | 10 to 35 seconds       |
| <b>DIMENSIONS <sup>(MM)</sup></b> | 585(w)x435(d)x790(h)   |
| <b>WARRANTY</b>                   | 1 Years Parts & Labour |

## DOUGH SHEETERS



JDR520B



JDR520

- FEATURES**
- Large adjustable roller opening (1-40mm) with hard chrome rollers
  - Wide belt width of 520mm
  - Up to 5kg dough capacity
  - Quality stainless steel & aluminium construction
  - Complete with safety guards
  - Internal safety switch
  - Food grade belt
  - Directional foot pedals included

### SPECIFICATIONS

|                        | JDR520                | JDR520B                |
|------------------------|-----------------------|------------------------|
| <b>INPUT POWER</b>     | 370W                  | 370W                   |
| <b>BELT WIDTH</b>      | 520mm                 | 520mm                  |
| <b>DOUGH CAPACITY</b>  | 5 kg Dough            | 5 kg Dough             |
| <b>DIMENSIONS (MM)</b> | 2080(w)x880(d)x620(h) | 2550(w)x880(d)x1180(h) |
| <b>WARRANTY</b>        | 1 Year Parts & Labour | 1 Year Parts & Labour  |

This page is intentionally left blank.

## ITALIAN MADE DISH WASHERS & GLASS WASHER



EASY40



EASY90



EASY50



# ITALIAN MADE DISH WASHERS & GLASS WASHER

## DISWASHERS

### SPECIFICATIONS

|                        | EASY40                 | EASY50                      | EASY90                      |
|------------------------|------------------------|-----------------------------|-----------------------------|
| <b>CAPACITY</b>        | 1100 cups/glasses /hr  | 360-540 plates /hr          | 360-540 plates /hr          |
| <b>POWER TYPE</b>      | 3230 Watts             | 3270 Watts                  | 9800 Watts                  |
| <b>AMPERAGE</b>        | 15 Amp Australian plug | 15 Amp Australian plug      | 24.5 Amp (3 phase, no plug) |
| <b>INCLUDED RACKS</b>  | 1 flat & 1 cutlery     | 1 flat, 1 plate & 2 cutlery | 1 flat, 1 plate & 1 cutlery |
| <b>WASH CYCLE</b>      | 150 Seconds            | 120 & 180 second            | 75 & 180 seconds            |
| <b>TYPE</b>            | Underbench             | Underbench                  | Pass through                |
| <b>DIMENSIONS (MM)</b> | 460(w)x540(d)x690(h)   | 560(w)x600(d)x800(h)        | 635(w)x735(d)x1460(h)       |
| <b>WARRANTY</b>        | 2 Years Parts & Labour | 2 Years Parts & Labour      | 2 Years Parts & Labour      |

### FEATURES

- Stainless steel construction
- Easy40 & Easy50 - 15 Amp Australian plug
- Easy90 - 3 phase - no plug
- Rinse aid & detergent dispenser pump included
- Easy to operate, easy to clean
- Safe and ergonomic design



EASY CONTROLS  
(EASY-90 SHOWN)



EASY-40 RACK



EASY-50 RACKS



EASY-90 RACKS

## MEAT SLICERS



250ES-10



300ES-12

- FEATURES**
- Quality stainless steel blade
  - Solid aluminum rust free base
  - Quiet and reliable belt drive system
  - Non-slip rubber feet for extra safety
  - Waterproof on/off switch
  - Integrated whetstone sharpener
  - Stainless steel pointed food press arm
  - Suited to dry products like meats & cheese

### SPECIFICATIONS

|                        | 250ES-10               | 300ES-12               |
|------------------------|------------------------|------------------------|
| <b>BLADE SIZE</b>      | 250 MM                 | 300 MM                 |
| <b>INPUT POWER</b>     | 320 W                  | 420 W                  |
| <b>SLICE THICKNESS</b> | 0mm - 15mm (12 levels) | 0mm - 15mm (12 levels) |
| <b>DIMENSIONS (MM)</b> | 280(w)x380(d)x470(h)   | 530(w)x330(d)x460(h)   |
| <b>WARRANTY</b>        | 1 Year Parts & Labour  | 1 Year Parts & Labour  |

## MEAT GRINDERS



TC12



TC22

- FEATURES**
- Heavy duty design and construction
  - High quality blades and grinding plates
  - All food contact areas are 304 grade stainless steel
  - Easy to use, and easy to clean
  - Reverse feature included

## SPECIFICATIONS

|                        | TC12                  | TC22                  |
|------------------------|-----------------------|-----------------------|
| <b>INPUT POWER</b>     | 550W                  | 900W                  |
| <b>CAPACITY</b>        | Up to 120 Kg/Hr       | Up to 220 Kg/Hr       |
| <b>DIMENSIONS (MM)</b> | 480(w)x450(d)x260(h)  | 500(w)x480(d)x275(h)  |
| <b>WARRANTY</b>        | 1 Year Parts & Labour | 1 Year Parts & Labour |

