

# POLISHFLEX

Made by Professionals for Professionals

# FLEX

Das Original



## Automotive & Marine Polishers

The perfect solution for every application

Volume 26

# FLEX Family of Polishers

<p><b>Surface technology Superfinish paint</b></p> <p>Vehicle paintwork Paint preparation Elimination of flaws Headlight restoration</p>	<p><b>Refurbishing, renovating, modernising</b></p> <p>Residential and functional buildings, floor, ceiling, wall, front of building</p>	<p><b>Stainless steel and metal working</b></p> <p>Steel construction, metal construction, tank construction, railing construction</p>	<p><b>Natural and artificial stone</b></p> <p>Steps, worktops, tombs, artistic and practical objects</p>
<b>Applications</b>	<b>Applications</b>	<b>Applications</b>	<b>Applications</b>

## Polishing - Sealing - Maintaining



## Automotive - Marine - Aviation





# The FLEX Cordless Family

Which polisher best meets my requirements?



	<i>"The C-Beast"</i>  Page 5 <b>XCE 8 125 18-0-EC</b>	<i>"The Finisher"</i>  Page 6 <b>XFE 15 150 18-0-EC</b>	<i>PE 150 18.0-EC</i>  Page 7 <b>PE 150 18.0-EC</b>	<i>"The Game Changer"</i>  Page 8 <b>PXE 80</b>	<i>Blower</i>  Page 10 <b>BW-18.0E</b>	<i>Detail Work Light</i>  Page 9 <b>DWL 2500</b>	<i>Building Site Spotlight</i>  Page 10 <b>CL 2000 18.0</b>
Power input	18 V	18 V	18 V	12 V	18 V	12 V & 18 V	18 V
Max. back-up pad diameter (inches)	6.25	6	6	3	N/A	N/A	N/A
Speed without load (rpm)	230-380	2,300-3,800	150-1,450	400-2,000/3,000/ 4,000/5,800	10,600/14,200/ 18,000	N/A	N/A
Weight (pounds)	4.61	4.62	4.2	1.5	2.65	N/A	5.3
Drive	forced orbital	random orbital	rotary	rotary/ random orbital	N/A	N/A	N/A







# FLEX XCE 8 125 18.0-EC & SET "THE C-BEAST"

**NEW!**



## Technical features

- Electronic management system (EMS) protects the machine, extends the service life, and increases efficiency
- Brushless motor with greater efficiency and a longer service life
- LED battery capacity display
- 8mm polishing stroke, positive-action drive provides high abrasive power without creating any holograms
- Cushioned special hook and loop pad for polishing
- Counterweight for smoother operation
- Ideal for tackling the most common surface problems through to finishing without creating any holograms
- Flat gear head reduces distance to the surface. The machine can therefore be operated safely in any position.
- Grip hood: ergonomically shaped with SoftGrip. The machine can be controlled with precision and is always comfortable yet secure to hold.
- Optimized air flow for optimum cooling of motor and gear. No annoying exhaust air for the user
- Low heat generation on the surface makes it ideal for temperature-sensitive paints

## XCE 8 125 18.0-EC Set

### Standard supply

- 1x Rapid charger CA 18.0
- 2x Battery pack 18.0/5.0 Ah
- 5" Backing Pad **Part no.** 487953

Part	Part no.
XCE 8 125 18.0-EC Set	459550

## XCE 8 125 18.0-EC Bare Tool

### Standard supply

- 5" Backing Pad **Part no.** 487953

Part	Part no.
XCE 8 125 18.0-EC	463019

## TECHNICAL DATA

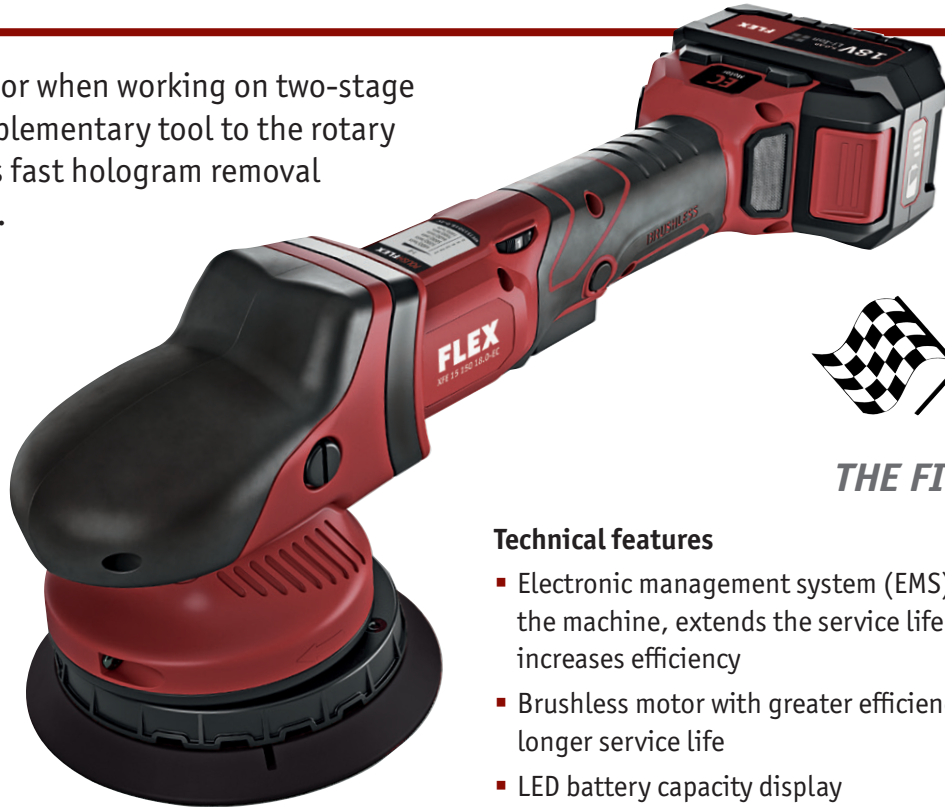
Max. polishing pad diameter	6.25"
Max. back-up pad diameter	6"
No load speed	230-380 rpm
Orbit rate, no load	4,600 - 7,600 opm
Orbit	8 mm
Battery voltage	18 V
Battery capacity	2.5/5.0 Ah
Weight without battery	4.61 lbs

Also available for purchase:  
6" Pad **Part no.** 487988



# FLEX XFE 15 150 18.0-EC & SET "THE FINISHER"

Ideal for beginners or when working on two-stage processes. As a supplementary tool to the rotary polisher, it provides fast hologram removal and a perfect finish.



**THE FINISHER**

## Random orbital cordless polisher for:

- Car restoration
- Automotive trade
- Paint shop
- Car repair shop
- Smart repair
- Maritime

## XFE 15 150 18.0-EC Set

### Standard supply

- 1x Rapid charger CA 18.0
- 2x Battery pack 18.0/5.0 Ah
- 5" Backing Pad **Part no.** 487953

Part	Part no.
XFE 15 150 18.0-EC Set	459542

## XFE 15 150 18.0-EC Bare Tool

### Standard supply

- 1x XFE 15 150 18.0-EC
- 5" Backing Pad **Part no.** 487953

Part	Part no.
XFE 15 150 18.0-EC	463000

Also available for purchase:  
6" Pad **Part no.** 487988

## Technical features

- Electronic management system (EMS) protects the machine, extends the service life, and increases efficiency
- Brushless motor with greater efficiency and a longer service life
- LED battery capacity display
- Free-spinning drive for hologram-free finishing
- 15 mm orbit for high efficiency
- Continuous speed control trigger: for a gentle start and a lock-on for continuous operation
- Cushioned special hook and loop pad for polishing
- Counterweight for smoother operation
- Flat gear head reduces distance to the surface. The machine can therefore be operated safely in any position.
- Front housing: ergonomically shaped with SoftGrip. The machine can be controlled with precision and is always comfortable yet secure to hold.
- Low heat generation on the surface makes it ideal for temperature-sensitive paints

## TECHNICAL DATA

Max. polishing pad	6.5"
Max. backing pad	6"
No load speed	2,300 - 3,800 rpm
Orbit rate, no load	4,600 - 7,600 opm
Orbit	15 mm
Battery voltage	18 V
Battery capacity	2.5/5.0 Ah
Size (L x H)	380 x 140 mm
Weight without battery	4.62 lbs



# FLEX PE 150 18.0-EC & SET

## Rotary Polisher

The high-end polisher for professional car restoration. Perfect speed range plus high torque.



### High-end basic polisher for:

- Car restoration
- Car body manufacture
- Paint shop
- Car repair shop
- Smart repair
- Aviation
- Maritime
- Furniture
- Acrylic glass

### PE 150 18.0-EC Set

#### Standard supply

- 1x PE 150 18.0-EC
- 1x Rapid charger CA 18.0
- 2x Battery pack 18.0/5.0 Ah

Part	Part no.
PE 150 18.0-EC Set	459569

### PE 150 18.0-EC Bare Tool

#### Standard supply

- 1x PE 150 18.0-EC

Part	Part no.
PE 150 18.0-EC	463027

### Technical features

- Electronic management system (EMS) protects the machine, extends the service life, and increases efficiency
- Brushless motor with greater efficiency and a longer service life
- LED battery capacity display
- Continuous speed control trigger: for a gentle start and a lock-on for continuous operation
- Innovative combination of planetary and angular gears reduces noise to an absolute minimum
- Flat gear head reduces distance to the surface. The machine can therefore be operated safely in any position.
- Front housing: ergonomically shaped with SoftGrip. The machine can be controlled with precision and is always comfortable yet secure to hold.
- Spindle lock: It is ideally positioned to prevent operating error and does not interfere with the grip area.
- With rubberized resting bar for safe setting down

### TECHNICAL DATA

Max. polishing pad	6.5"
Max. backing pad	6"
No load speed	150 - 1,450 rpm
Battery voltage	18 V
Battery capacity	2.5/5.0 Ah
Size (L x H)	370 x 120 mm
Weight without battery	4.2 lbs

*Pads are sold separately.*



# FLEX PXE 80 "THE GAME CHANGER"

The smart choice for spot repairs and rework.



**NEW!**



## Rotary/Random orbital cordless polisher for:

- Paint correction
- Spot repair
- Detailer
- Varnisher/Paint shops
- Automotive trade
- Smart repair
- Car restoration
- Car bodyshops
- Aviation
- Maritime
- Furniture
- Acrylic

## PXE 80 12-EC/2.5 Set

### Standard supply

- 1 PXE 80 12-EC
- 1 adapter, rotary DT-P
- 1 adapter, orbital 3mm stroke DT-XF 3
- 1 adapter, orbital 12mm stroke DT-XF 12
- 1 Velcro pad 1" BP-M D30 PXE
- 1 adhesive pad 1" BP-M/SR D30 PXE
- 1 Velcro pad 3" BP-M D75 PXE
- 2 rechargeable batteries  
2.5 Ah AP 12/2.5
- 1 charger CA 12/18.0
- FLEX Bag

Part	Part no.
PXE 80 12-EC Set	493503
PXE 80 12-EC Bare Tool Only	493481

## Technical features

- Accelerator trigger switch with lock for slow and sensitive start and locking for continuous running
- Bumper ring for safe handling
- 4 speed settings suitable for various operating conditions
- Brushless motor:
  - Longer service life
  - Greater performance
  - Longer runtime
- Constant speed control for effective working
- Grip areas with soft grip for perfect ergonomics and handling
- Smart battery system with charge indicator
- 2.5/4.0/6.0 Ah battery packs can be combined with all 12 V FLEX tools


## TECHNICAL DATA

Max. polishing head	3"
Max. backing pad	3"
Stroke	3 and 12 mm
No load speed	400-2,000 / 3,000 / 4,000 / 5,800 rpm
Stroke rate at no-load	800-4,000 / 6,000 / 8,000 / 11,600 rpm
Battery voltage	12 V
Battery capacity	2.5/4.0/6.0 Ah
Weight without battery	1.5 lbs



# DWL 2500 12V & 18V

Part no. 492698



## Features, advantages, and benefits

- The best price-performance ratio for 12 V & 18 V battery LED lights
- The only detailing lamp that can be operated with 12 V & 18 V batteries
- CRI : Ra  $\geq$  96 for working close to daylight
- 5-level brightness control & 5-level color temperature control, for different requirements and a long running time: maximum 30 hours (300 lmn/18.0 V 5.0 Ah) = brightness for the entire working day
- Bluetooth app to control up to 4 lights at the same time

## TECHNICAL DATA

Volt	12 V & 18 V
Lumes (lm)	300 / 750 / 1,500 / 2,250 / 3,000
Kelvin (CCT)	2,500 / 3,500 / 4,500 / 5,500 / 6,500
CRI index	RA $\geq$ 96



## App for lighting control

- Brightness control with 5 levels (10 to 100%)
- Color temperature adjustment in 5 steps (2500K to 6500K)
- On/Off switch
- Management of up to 4 individual lamps with one app (naming of individual lamps)
- Security via PIN code possible
- Battery status indicator



# 18.0 Volt Cordless Blower

## BW-18.0 E

- Brushless motor with greater efficiency and a longer service life.
- 3-Speed electronic lock-on switch.
- Compact, handy. Lightweight design.
- Ergonomically shaped soft handle with on/off switch and lock for continuous operation.
- Ideal for hard to reach places.
- Removable blow tube and nozzle.
- Nozzle made from soft plastic to resist crushing or cracking.
- LED battery capacity display.
- 3 airflow adapters included.



### Blower 18.0-Set

#### Standard equipment

- Blower
- Battery pack 18.0/5.0 Ah
- Charger
- Nozzle Accessories
- Storage/Carry Bag



Part	Part no.
Blower 18.0-Set	480061
Blower 18.0 E-Bare Tool Only	478105

#### SPECIFICATIONS

Battery Voltage	18.0 Volt
Battery Capacity	2.5 or 5.0 Amp Battery
No Load Speed	10,600/14,200/18,000 RPM
Max Air Speed	100 CFM
Weight without Battery	2.65 lbs
3 Airflow Adapters	

# 18.0 Volt LED Cordless Building Site Spotlight

## CL 2000 18.0

Part No. 485179

- Powerful cordless construction site light with two brightness settings, 1,200 and 2,000 lumen
- Lamp can be turned through 360°
- 5/8" connector thread for tripods



#### SPECIFICATIONS

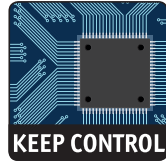
Battery Voltage	18.0 Volt
Battery Capacity	2.5 or 5.0 Amp Battery
Luminous flux	1,200 / 2,000 lm
Size (W x L x H)	190 x 240 x 200 mm
Weight without Battery	5.3 lbs



# 12V and 18V Battery Tools



- Over-heat protection
- Over-discharge protection
- Overload
- Pre-lighting function
- After-glow function
- Fuel gauge




- Over-heat protection
- Over-charge protection
- Over-current protection
- Over-time protection
- LCD-indicator
- Accept both 18V and 12V battery

# 12V/18V High Capacity Battery Pack

## More Power, Longer **ACTUAL** Runtime

## High-performance battery cells

The new FLEX high-performance cells utilize the full battery capacity thus allowing longer battery run times.



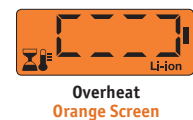
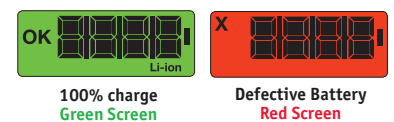
	Part no.
18 V 2.5Ah	461083
18 V 5.0Ah	461091
12 V 2.5Ah	493511
12 V 4.0Ah	493538
12 V 6.0Ah	493546

# Charger

Part no. 493554



- 40mins for 2.5 Ah battery
- 50mins for 5.0 Ah battery









# The FLEX Corded Family

Which polisher best meets my requirements?

	<i>The Beast Orbital Polisher</i>  Page 14-15 <b>XC 3401 VRG</b>	<i>The New Orbital Polisher</i>  Page 16-17 <b>XCE 10-8 125</b>	<i>Rotary Polisher</i>  Page 18-19 <b>PE 14-2 150</b>	<i>Rotary Polisher</i>  Page 20-21 <b>PE 14-3 125</b>	<i>The KOMPAKT 3 Rotary Polisher</i>  Page 22-23 <b>PE8-4 80</b>	<i>The Finisher</i>  Page 24-25 <b>XFE 7-15 150</b>	<i>The Mini Random Orbital Polisher</i>  Page 26 <b>XFE 7-12 80</b>
Power input	10 amps	1100 watt	10 amps	10 amps	7.6 amps	8.6 amps	700 watt
Max. back-up pad diameter (inches)	6.5	6	8	6.5	3	6.3	3
Speed without load (rpm)	160-480	140-430	600-2,100	1,100-3,700	1,300-3,900	2,900-6,800	3,600-10,800
Weight (pounds)	5.7	5.7	5.6	4.8	4.2	5.2	4.75
Drive	forced orbital	random orbital	rotary	rotary	rotary	random orbital	random orbital

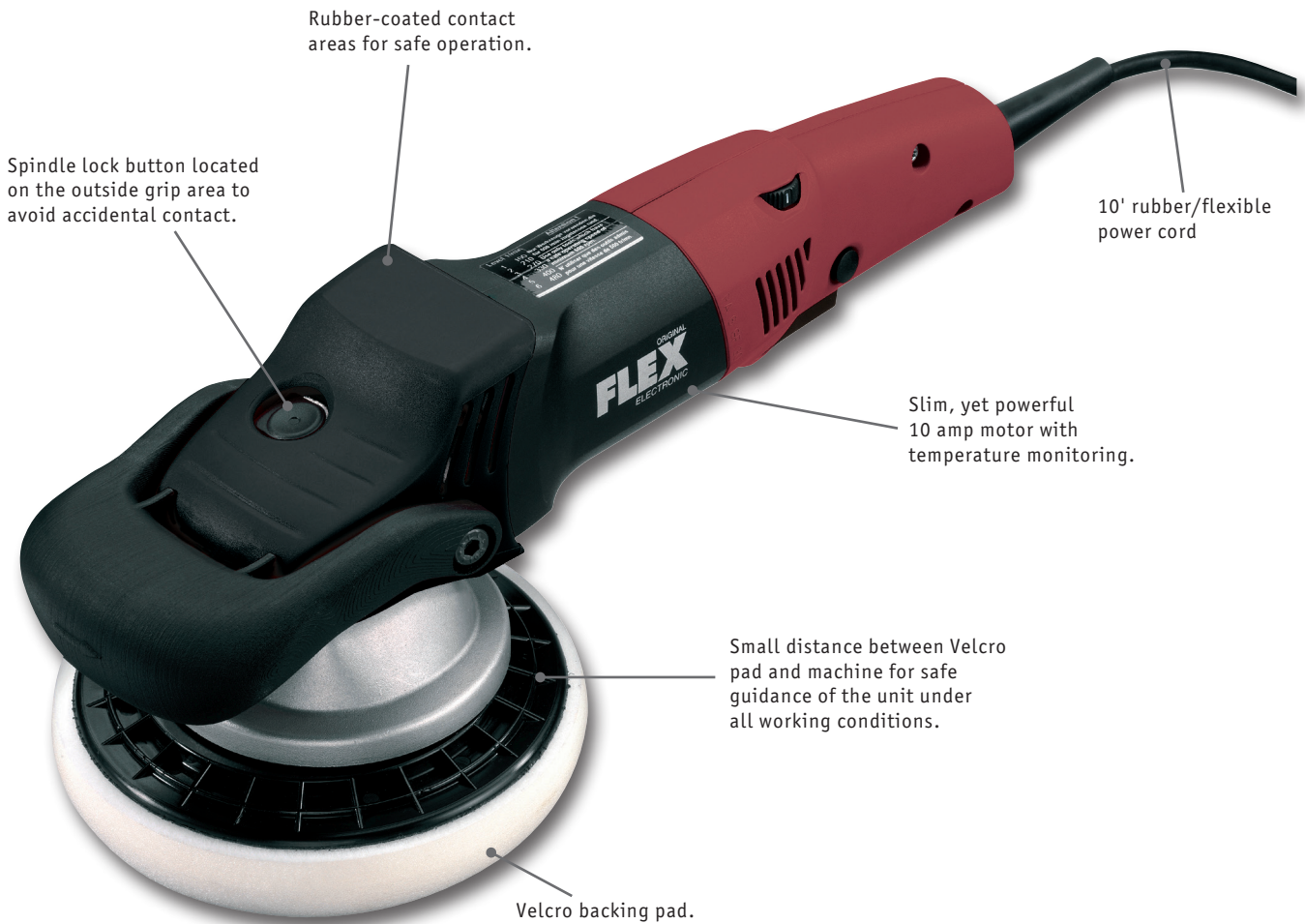


# FLEX XC 3401 VRG "THE BEAST"

---



**THE BEAST**






# FLEX XC 3401 VRG "THE BEAST"

## Positive-drive orbital polisher

- VR microprocessor control: with tachogenerator constant speed control, soft start, continuous speed control trigger, restart protection after power failure, over-load protection, temperature monitoring and speed selection.
- 5/16" orbit for high efficiency.
- Permanent direct drive for an even polished surface.
- Cushioned special hook and loop pad for polishing.
- Removable, ergonomic handle and guard for optimum handling in all applications.
- Low heat generation on the surface makes it ideal for temperature-sensitive paints.
- Counterweight for smoother operation.
- Low height and low weight.
- Spindle lock.
- 10' power cord.



### SPECIFICATIONS

Max. back-up pad diameter	6.5"
Velcro pad	5.5"
Speed without load	160-480 rpm
Orbit	8mm
Orbit rate, without load	3200-9600 rpm
Power input	10 amp
Power output	590 watt
Weight	5.7 lbs

### XC 3401

#### Standard equipment

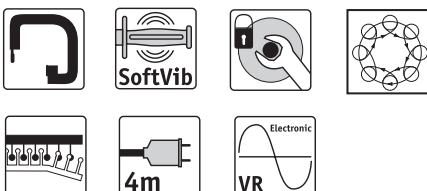
- 1 grip cover
- 1 knob grip
- 1 special Velcro pad, 5.5" **Part no. 342637**

Part	Part no.
XC 3401	334839
XC 3401VRG-25' 25' cord	392715

Also available for purchase:

4-3/8" Velcro Pad **Part no. 452661**

**FLEX recommends 12/3 gauge extension cord, no longer than 50'**



*Sanding discs/polishing pads are sold separately.*

# FLEX XCE 10-8 125





# FLEX XCE 10-8 125

## Random orbital polisher with positive-action drive

- 8 mm polishing stroke, positive-action drive provides high abrasive power without creating any holograms.
- Basic tool for tackling the most common surface problems through to finishing without creating any holograms
- Counterweight for smoother operation.
- Low heat generation on the surface makes it ideal for temperature-sensitive paints.
- Cushioned special hook and loop pad for polishing.
- Flat gear head reduces distance to the surface. The machine can therefore be operated safely in any position.
- Grip hood: ergonomically shaped with SoftGrip. The machine can be controlled with precision and is always comfortable yet secure to hold.
- VR microprocessor control: with tachogenerator constant speed control, soft start, continuous speed control trigger, restart protection after power failure, overload protection, temperature monitoring and speed selection.
- Optimised air flow for optimum cooling of motor and gear. No annoying exhaust air for the user.



### SPECIFICATIONS

Max. polishing pad	6"
Max. backing pad	5"
Stroke	8 mm
No-load speed (backing plate)	140-430 rpm
Orbit rate, no-load	2,900-8,600 rpm
Weight	5.7 lbs

### XCE 10-8 125

#### Standard equipment

- 1 special 5" velcro backing pad **Part no.** 487953

Part	Part no.
XCE 10-8 125	436720

*Also available for purchase:*  
6" Pad **Part no.** 487988

**FLEX recommends 12/3 gauge extension cord, no longer than 50'**

*Sanding discs/polishing pads are sold separately.*

# FLEX PE 14-2 150

## Rotary Polisher



*All pads are sold separately.*



# FLEX PE 14-2 150

## Rotary Polisher

### Compact variable-speed polisher with a high torque motor

- VR electronic control: stepless speed selection, tachogenerator-controlled constant speed, overload protection, restart inhibit and temperature monitoring.
- Powerful 1400-watt motor with highly-efficient ventilator for optimum cooling.
- Continuous speed control trigger: for a gentle start, starting speed at Setting 1 (380 - 600 rpm) and a lock-on for continuous operation.
- Optimized air ducting for optimum cooling of motor and gear. No annoying exhaust air for the user.
- Innovative combination of planetary and angular gears reduces noise to an absolute minimum.
- Flat gear head reduces distance to the surface. The machine can therefore be operated safely in any position.
- Front housing: ergonomically shaped with SoftGrip. The machine can be controlled with precision and is always comfortable yet secure to hold.
- Spindle lock: it is ideally positioned to prevent operating error and does not interfere with the grip area.
- With rubberized backing to protect machine and work surface.
- 10' power cord.



### SPECIFICATIONS

Max. polishing pad diameter	6"
Max. back-up pad diameter	8"
Speed without load	600-2,100 rpm
Power input	10 amp
Power output	880 watt
Tool fixture	5/8"
Dimensions	15.75" x 4.7"
Weight	5.6 lbs



### PE 14-2 150

#### Standard equipment

- 1 handle

Part	Part no.
PE 14-2 150	373923

*Backing and polishing pads are sold separately.*

**FLEX recommends 12/3 gauge extension cord, no longer than 50'**

# FLEX PE 14-3 125

## Rotary Polisher





# FLEX PE 14-3 125

## Rotary Polisher

### Ergonomic polisher with speed control trigger

- VR microprocessor control: with tachogenerator constant speed control, soft start, continuous speed control trigger, restart protection after power failure, overload protection, temperature monitoring and speed selection.
- Accelerator switch for a slow and gentle start.
- With its wide speed range it is perfect for working with polishing pads from 3" upto max 6".
- Recommended polishing pad 5-1/2".
- Ergonomic design.
- Slim shaft handle and ergonomic grip cover to optimise handling and reduce fatigue when polishing.
- 4 metres PUR H05-BQF cable: wear-resistant, flexible and highly resistant to cuts and abrasions.
- Spindle lock.



#### SPECIFICATIONS

Max. polishing pad diameter	6"
Max. back-up pad diameter	5"
Speed without load	1,100-3,700 rpm
Power input	10 amps
Power output	800 watt
Tool fixture	5/8"
Dimensions (L x H)	14.75" x 4.7"
Cable length	13ft
Weight	4.85 lbs

#### PE 14-3 125

##### Standard equipment

- 1 side handle **Part no.** 252721

Part	Part no.
PE 14-3 125	494704

*Velcro backing plates sold separately.*

**FLEX recommends 12/3 gauge extension cord, no longer than 50'**

# FLEX PE8-4 80

The KOMPAKT 3 Polisher

---



# FLEX PE8-4 80

The KOMPAKT 3 Polisher

## 3" Lightweight Portable-Rotary Polisher

- VR electronic control: stepless speed selection, tachogenerator-controlled constant speed, overload protection, restart inhibit and temperature monitoring.
- Spindle lock-positioned to prevent operating error and does not interfere with the grip area.
- 10' power cord.
- Industry leaders have said "Precision buffing, surgical buffing".



### SPECIFICATIONS

Max. polishing pad diameter	3"
Max. back-up pad diameter	3"
Speed without load	1,300 - 3,900 rpm
Power input	7.6 amp
Tool fixture	5/8" - 11"
Weight	4.2 lbs



## PE8-4 80 Bare Tool

Standard supply

- 1 side handle

Part	Part no.
PE8-4 80	411752

Velcro backing plates sold separately.

FLEX recommends 12/3 gauge extension cord, no longer than 50'

The below accessories are a perfect match for the PE-4 80 Polisher.

Part	Part no.
3" orange polishing pad	555110
2" orange polishing pad	555115
1" orange polishing pad	555120
3" green polishing pad	555125
2" green polishing pad	555130
1" green polishing pad	555135
3" black polishing pad	555140
2" black polishing pad	555145
1" black polishing pad	555150
spindle extension	951125
Flex Bag	992100
1" Velcro backing pad	556111
2" Velcro backing pad	556115
3" Velcro backing pad	556125

Refer to page 28-29 for more information.



# FLEX XFE 7-15 150 "THE FINISHER"

The new polisher sets the standard.



**THE FINISHER**



# FLEX XFE 7-15 150 "THE FINISHER"

The new polisher sets the standard.


## Free Spinning Orbital Polisher with 15 mm Throw

- VR microprocessor control: with tachogenerator constant speed control, soft start, continuous speed control trigger, restart protection after power failure, overload protection, temperature monitoring and speed selection.
- Free-spinning drive for hologram-free finishing.
- 15 mm orbit for high efficiency.
- Continuous speed control trigger: for a gentle start and a lock-on for continuous operation.
- Cushioned special hook and loop pad for polishing.
- Counterweight for smoother operation.
- Optimised air flow for optimum cooling of motor and gear. No annoying exhaust air for the user.
- Flat gear head reduces distance to the surface. The machine can therefore be operated safely in any position.
- Grip hood: ergonomically shaped with SoftGrip. The machine can be controlled with precision and is always comfortable yet secure to hold.
- Low heat generation on the surface makes it ideal for temperature sensitive paints.



### SPECIFICATIONS

Max. polishing pad diameter	6.5"
Max. back-up pad diameter	6"
Orbit	15 mm
Orbit rate, no load	3200-9600 opm
Power input	8.6 amp
Cable length	13'
Weight	5.2 lbs



### XFE 7-15 150

#### Standard supply

- 1 special velcro backing pad, 5"  
Part no. 487953

Part	Part no.
XFE 7-15 P150	436712

Also available for purchase:  
6" Pad Part no. 487988

FLEX recommends 12/3 gauge  
extension cord, no longer than 50'



# FLEX XFE 7-12 80 THE MINI 3" "FINISHER"

Random Orbital Polisher

The small, compact tool is the ideal complement to larger polishers. Perfect for spot repairs. It can be used for a large number of applications when working with difficult shapes.



## XFE 7-12 80

### Standard supply

- 3" special backing pad  
Part no. 493406

Part	Part no.
XFE 7-12 80	447145

FLEX recommends 12/3 gauge extension cord, no longer than 50'



### Technical features

- VR electronic control: with tachometer-generator constant speed control, soft start, overload protection, and speed selection
- Free-running drive for hologram-free finishing
- 12 mm polishing stroke for high efficiency
- Grip hood: ergonomically shaped with SoftGrip. The tool can be guided with precision and always provides a pleasant and safe grip
- Lightweight and handy for use on smaller areas, difficult to reach places
- Low heat generation on the surface makes it ideal for temperature-sensitive paints

### Supplementary polisher for:

- Car restoration
- Car repair shop
- Smart repair
- Maritime
- Acrylic glass
- Headlight Restoration
- Motorcycles

### SPECIFICATIONS

Max. polishing pad	3"
Max. backing pad	3"
Orbit rate, no-load	1,800 - 5,500 opm
Orbit	12 mm
Power input	700 watt
Weight	4.75 lbs

# Safety Vacuum

## VCE33 LAC

Part no. 444251



### Safety Vacuum Cleaner with Automatic Filter Cleaning System






- Adapter plate can be installed without using tools.
- The high-performance turbine ensures both a high suction capacity and a high vacuum. The outcome is an excellent extraction result.
- Continuous automatic flat filter cleaning ensures no loss of suction.
- The flat-fold filter with Teflon coating/nanocoating allows optimum use of the tank volume.
- Permanent socket and electronic automatic on/off switch.
- The flow rate control via the rotary switch minimizes possible vacuums on the surface during intermediate and finish sanding.
- Suitable for wet vacuuming: with electronic liquid level control.
- Soft start stops any voltage peaks at the start and the run-off feature (15 sec overrun) empties any remaining dust in the vacuum hose.
- Double-walled sturdy container with integrated grip recess for emptying the container easily.
- Dust-protected antistatic finish prevents electric charging of the suction hose.
- Equipped with large wheel and two swivel guide rollers made of metal.
- Separate motor air cooling duct with coarse dirt filter. Protects the turbine against the ingress of ambient air and thereby extends the service life.
- Simple filter change without removing the suction head.
- Attachments sold separately.



SPECIFICATIONS	VCE33 LAC
Power Input	1,400 Watt
Power	100-2,400 Watt
Max Volume Flow	148 CFM
Max Vacuum	25,000 Pa
Filter Surface-Main Filter	5,000 cm <sup>2</sup>
Filter Surface-HEPA Filter	2,600 cm <sup>2</sup>
Tank Capacity	8 Gallons
Liquid Capacity	4.5 gallons
Vac dimensions	22"x15"x22"
Power Cord	25'
Vac Weight w/out filter	3.7lbs

STANDARD EQUIPMENT	
Anti-static Hose 32mmx4m	406708
HEPA Filter	445126
1 adapter 25-32 mm, antistatic	445029
Grey Hose clip	379654











### Accessories for the VCE33 LAC






	Order Number
 Flat-fold filter PES L/M/H	445118
 Fleece filter bag class L/M	502227
 HEPA filter	445126
 Cleaning kit	445053
 Surface cleaning nozzle	413437



# FLEX Professional Polisher

## Accessories

		Dimensions in Inches	Order No.				
<b>Sponge Pads</b>							
	Blue (Coarse, Hard) Pad	6-1/4" x 1-1/4"	651100				
	Polishing Pad	6-1/4" x 1-1/4"	651150				
	Ultra Finishing Pad	6-1/4" x 1-1/4"	651250				
<b>"The Beast" Backing Pads</b>							
	For XC 3401 VG variable speed dual-action orbital polisher.	5-1/2"	342637				
		4-3/8"	452661				
<b>Foam Pad</b>							
	<b>Orange (Heavy)</b> Firm pad used for aggressive cutting such as on fiberglass gel coat applications or heavily oxidized surfaces. Color sanding scratches removed easily with appropriate compounds.	3"	555110				
		2"	555115				
		1"	555120				
	<b>Green (Medium)</b> Used for gloss enhancement on clear coat or non-clear coat. Works well on car wash scratches, hard wash scratches, light oxidation. A versatile pad.	3"	555125				
		2"	555130				
		1"	555135				
	<b>Black (Soft)</b> Used for application of finishing polish, wax or sealants. Attain professional results with minimal effort. Delivers superb compression and conformity to contours and light buff areas.	3"	555140				
		2"	555145				
		1"	555150				
<b>"The Finisher" Backing Pads</b>							
	Cushioned Velcro pad, with medium hardness	3"	493406				
		5"	487953				
		6"	487988				
<b>PXE Backing Plates</b>				<b>PXE Adapters</b>			
	BP-M/SR D30	1" sticky backing plate	492388		DT-P	rotary	496030
	BP-M D30	1" Velcro backing plate	492353		DT-XF 3	3mm orbital	496014
	BP-M D75	3" Velcro backing plate	492361		DT-XF 12	12mm orbital	496022

		Dimensions in Inches	Order No.
<b>Backing Pad</b>			
	Molded sanding pad with hook face.	1"	556111
		2"	556115
		3"	556125
<b>Velcro® Pad</b>			
	Soft and springy for uniform pressure distribution, universal applications for holding polishing accessories, with centering hole and centering tube, adapter 5/8".	6"	289957
		5"	652500
<b>Double Adaptor</b>			
	5/8-11 Double Sided Adapter Extension	5/8" x 11"	951125
<b>Polisher Bag</b>			
	Made of tough canvas with reinforced seams and an external large zippered opening. Lined with moisture-resistant vinyl for easy spill clean-up. Adjustable strap.	20" x 12" x 10"	992100
		20" x 12" x 10"	991100
	Practical mobile carry bag offers lots of room for machine and accessories with variable pockets.	14" x 12" x 10"	



# FLEX Polishing System



## For perfect paint surfaces

Whether it is a matter of polishing, paint care, sealing, scratches or hologram effects, we not only have the optimum machinery but can also help you in all questions to do with treating painted surfaces.

Demands are being constantly placed on vehicle paintwork – from weather and air pollution to mechanical effects. The consequences come in the form of streaks and scratches. The paint surface becomes lackluster and dull. The damage is particularly conspicuous in dark shades or under the sun's rays. Just as annoying are hologram effects. Although very small, they still leave dull, grayish traces on the paint surface – just like a film of grease.

Just one more thing to mention: before repairing paint damage or flaws, the surface should be prepared as usual by sanding down the surface with the right grain. Moreover, after any work, we would recommend wiping the surface with a micro-fiber cloth to remove any polishing residues. It also pays to be aware of the different ways in which lambswool and sponges operate. Although soft, fluffy top wool continues to be looked upon as ideal for final polishing, in reality it is extremely aggressive. The fact that the polishing agent is intensively placed on and around the fibers increases the impact of the polish four-fold. This means that with lambswool the time needed and heat generated are lower compared to the sponge.

### Tips and tricks:


1. Before starting, the best thing is to mask off any rubber parts, seals and paint-free sections. This saves you from having to undertake troublesome cleaning at the end.
2. Make use of the recommended combination of machine and pad polish.
3. Test the polish beforehand on a small, non-visible area.
4. Start with speed step 1 and go up to a maximum 2300 rpm.
5. Keep checking on the surface temperature with the back of your hand. It should be warm to the touch – and not any hotter. Too much pressure and an excessive speed will result in surface damage.
6. Let the machine's own weight do the work.
7. Any contamination of the lambswool and sponge can have a major negative effect on the outcome.
8. Always use the same sponge/lambswool for the same polishing agent.
9. Moisten the sponge and/or lambswool before polishing and undertake a preliminary seal. This eases the work for you and stops the polish and/or sealing from rapidly drying out.
10. As a dry polish can damage the surface, you should repeatedly moisten the surface with a sprayer.
11. You should keep the machine constantly in motion both to stop any surface damage and for an even finish.
12. On finally finishing, you should then remove any surplus polishing agents from the surface – done with a clean micro-fiber cloth which is always used for just one agent.
13. Cleaning the lambswool, sponge or micro-fiber cloth after use will promote their longevity.

# Recommended Applications

The Gentle Power Pack

The Allrounder

The Beast



Orange peel effect



Dust inclusions




Deep scratches



Scratches



Slight signs of wear



Hologram effects



High-gloss finish/Care



Sponge  
Blue Coarse  
(Coarse, Hard)



Ultra  
Finishing  
Pad



Polishing  
Pad



To remove any deep-seated scratches, we would recommend using the polishing lambswool together with FLEX SpecialPolish.



Scratches can be removed using the blue polishing sponge and FLEX SpecialPolish.



Hologram effects can best be worked on with the black polishing wafer sponge and FLEX SpecialPolish.

## Polishing is not polishing.

In the everyday world, the term is synonymous with smoothly sanding down a surface for a gloss finish. The professional definition, by contrast, is more widely construed. A good “polish” including paint preparation and care comprises the following 3 steps:



### **POLISHING: Using mechanical operations to achieve a smooth, yet high-gloss surface.**

#### **Professional tips for polishing**

- Never use polishing agents in the sun, at high temperatures or when the air humidity is high.
- Thoroughly wash the paint surface each time before it is worked on and allow to dry.
- Do not use any dirty cloths or sponges.
- Avoid any transitions which lead to irregularities and streaks forming.
- Regularly change and clean the polishing sponge.
- Use the polish sparingly. Too much polishing agent makes polish removal that much more arduous and also impairs quality.



### **PAINT CARE: Wax to ensure paint care.**

#### **Professional tips for paint care**

- Thoroughly clean the surface beforehand.
- Apply agents sparingly and uniformly.
- Make sure the surface is absolutely dry.
- Avoid the sun's rays, excessive heat, humidity and temperatures below freezing.



### **SEALING: Permanently seal porous surfaces.**

#### **Professional tips for sealing**

- First clean intensively.
- Clean the surface of all dead paint and tinting particles.
- Caution - incorrect application leads to both the paint surface and dirt being sealed in.



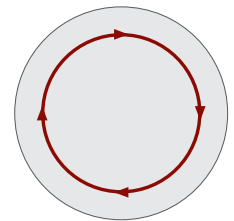
# The right choice

FLEX gives you a clear overview.  
So that application, tool and accessories  
produce the perfect result.




---

Rotary



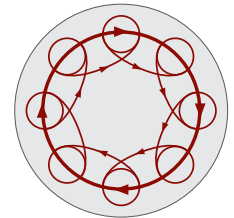
---

Random orbital,  
with positive-  
action drive



---

Random orbital,  
free running



# Master Parts Distributor For FLEX North America

---



**Powerhouse Distributing**  
**www.powerhousetoolparts.com**  
**11011 "I" Street • Omaha, NE 68137**  
**Office: 402-715-5999 • Fax: 402-715-5998**

## Warranty

---

**Chervon North America limited**

# ONE YEAR WARRANTY

Chervon North America warrants its Professional Power Tools for a period of one year from the date of original purchase. We will repair or replace at our option, any part or parts of the product and accessories covered under this warranty which, after examination, proves to be defective in workmanship or material during the warranty period. For repair or replacement, return the complete tool or accessory, return transportation prepaid, to your nearest Authorized Service Station. Proof of purchase may be required. This warranty does not apply to repair or replacement due to misuse, abuse, use of electrical converters, normal wear and tear or repairs attempted or made by someone other than our Authorized Service Stations.

ANY IMPLIED WARRANTY, INCLUDING THE IMPLIED WARRANTIES OF MERCHANTABILITY AND FITNESS FOR PARTICULAR PURPOSE, WILL LAST ONLY FOR ONE (1) YEAR FROM THE DATE OF PURCHASE.

To obtain information on warranty performance please write to:

**Chervon North America, Inc.**

1203 East Warrenville

Naperville, IL 60563

1.866.624.3786

www.chervongroup.com

THE FOREGOING OBLIGATION IS FLEX NORTH AMERICAS SOLE LIABILITY UNDER THIS OR ANY IMPLIED WARRANTY AND UNDER NO CIRCUMSTANCES SHALL FLEX NORTH AMERICA BE LIABLE FOR ANY INCIDENTAL OF CONSEQUENTIAL DAMAGES.

Some states do not allow limitations on how long an implied warranty lasts or the exclusion or limitation of incidental or consequential damages, so the above limitation of exclusion may not apply to you.

This warranty gives you specific legal rights and you may also have other legal rights which vary from state to state.





## FLEX. The Original.

For almost 100 years, Stuttgart-based FLEX has been known as a manufacturer of high-quality power tools. This is one of the secrets of our success: We are closely aligned with the requirements of craftsmen. This results in products that are famous for their long service life, performance and high functionality in many industries.

For more, visit [www.flexnorthamerica.com](http://www.flexnorthamerica.com)



For more information about *POLISH*FLEX and all other FLEX products please contact your FLEX retailer, visit our website at [www.flexnorthamerica.com](http://www.flexnorthamerica.com), or call 877-331-6103.

Your specialist retailer