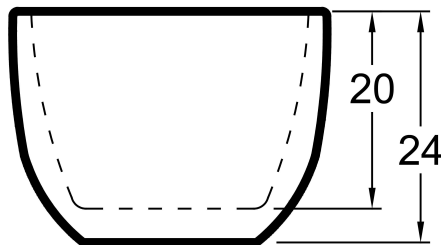
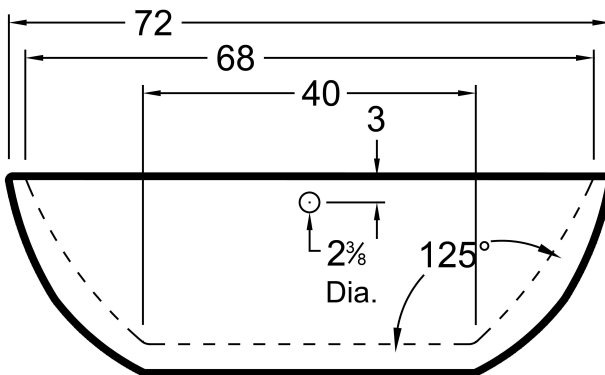
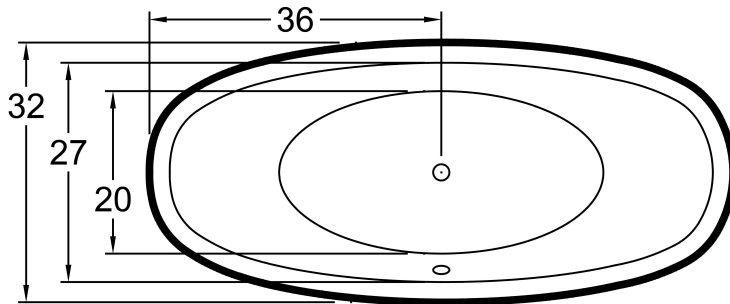


AMERICH®

CONTURA II 7232



DIMENSIONS

72 x 32 x 24 deep (1829 x 813 x 610 mm)
Gallon to Overflow = 95 (Liters = 360)
Factory installed integral drain.

MATERIAL

Acrylic

TUB FLOOR

Non-Textured

UNDERMOUNT: NO

This tub is not designed for undermount installation.

APPROVALS & COMPLIANCE



Americh products meet or exceed the following standards:

- Underwriters Laboratories (UL)
- Underwriters Laboratories - Canada (cUL)
- ANSI Z124.1 • ANSI A112-19.7
- ANSI A112.19.8

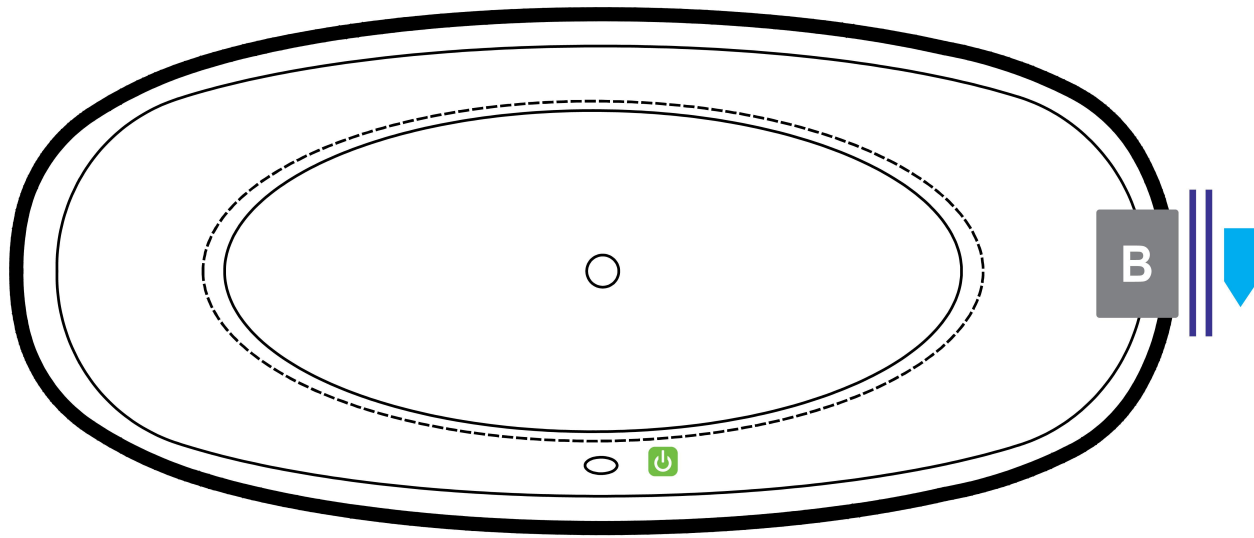
Contact Americh for additional approvals.

★ Made in the USA

All bathtub dimensions are ± 1/2"

Last Update 5/28/24
Always check our website for the most updated specifications: Americh.com

LEGEND



Airbath System II

Factory installed blower may only be placed in this location.

STANDARD EQUIPMENT

- Integral Waste & Overflow
- Lift Bag Included

OPTIONAL ACCESSORIES

- Color Upcharge
- Matte White Acrylic Upgrade
- Chromatherapy *
- Drop-in Drain Kit
- Pillows: 12" *
- Trim Plate for Linear Overflow

INSTALLATION TIPS

- Install according to Owner’s Manual and local codes.
- Always consult your local plumber for recommendations as installations will vary.
- The bath must be secured to the floor by applying a bead of silicone around the base (which can be cut in future should there be a need to access to the plumbing).
- Installation must be carried out according to the manufacturer instructions.
- Hot water supply should be 65-75% of tub capacity or greater.

ELECTRICAL REQUIREMENTS

Americh recommends one 20 amp ground fault circuit interrupter (GFCI) for each power supply provided with the bathtub.